



taranto



LINEA ASIATICA 2022

INDICE - CATALOGO ASIATICO

INDEX - ASIATIC CATALOG

En este Catalogo usted puede encontrar todos los artículos para las aplicaciones en las líneas vehicular, pesada y asiáticas. Para facilitar su búsqueda Taranto le ofrece dos metodologías distintas de búsqueda:

In this Catalog you can find all the articles for the applications in light lines, heavy duty lines and asiatic models. To facilitate your search Taranto offers two different methodologies:

11 INDICE ORDENADO POR REFERENCIA TARANTO

Index ordered by Taranto references.

> SIMBOLOS - Symbols



Catálogo Vehicular
Automotive Catalog



Catálogo Línea Asiática
Asiatic Catalog



Catálogo Línea Pesada
Heavy Duty Catalog

TABLA DE REFERENCIAS / REFERENCE TABLE

Ref. TARANTO	Pág. ASIATICO	Ref. TARANTO	Pág. ASIATICO	Ref. TARANTO	Pág. ASIATICO	Ref. TARANTO	Pág. ASIATICO	Ref. TARANTO	Pág. ASIATICO	Ref. TARANTO	Pág. ASIATICO	Ref. TARANTO	Pág. ASIATICO
280400	93	863300	43	903700	250	908600	294	921800	340	940100	08	962600	190
760000	113	863400	44	903800	251	908700	295	921900	341	948000	09	962700	191
760100	115	863500	45	904000	252	908800	296	922100	342	948100	10	962800	192
760200	116	863600	46	904100	253	910000	100	922200	343	948200	11	962900	193
760300	117	863700	47	904500	254	910100	101	922300	344	948300	12	963000	194
760400	118	863800	48	904600	255	910200	315	922400	346	948600	13	963100	195
760500	119	863900	49	904700	256	910300	316	922500	347	948700	14	963200	196
760600	120	864000	50	904800	257	910400	317	922800	348	949000	15	963300	197
760700	121	864100	51	904900	258	910500	167	922900	349	950000	16	963400	198
760800	122	864200	52	905000	259	910600	336	923000	350	950100	17	963500	199
760900	123	864300	53	905100	260	910700	168	923300	351	950300	170	963600	200
770000	125	864400	54	905200	261	910900	299	923500	352	950400	380	963700	201
770100	126	864500	55	905300	262	911000	102	923600	353	950500	301	963800	202
770200	127	864600	56	905400	263	911100	103	923900	354	950600	171	963900	203
770300	128	864700	57	905500	264	911200	104	924000	355	950700	172	964000	204
770400	129	864800	58	905600	265	911300	105	924100	356	950800	173	964100	205
770500	130	864900	59	905700	266	911400	106	924300	357	951000	302	964200	206
770600	131	865000	60	905800	267	911500	107	924400	358	951100	303	964300	207
770700	132	865100	61	905900	268	911700	108	924500	359	951200	304	964400	208
770800	133	900000	229	906000	269	911800	109	924600	360	951400	305	964500	209
860200	19	900100	230	906100	270	912000	110	924700	361	951500	306	964600	210
860300	20	900200	335	906200	271	912100	111	924800	362	951600	174	964700	211
860400	21	900500	231	906300	272	912200	112	924900	363	951700	175	964800	212
860500	22	900600	232	906400	273	916000	318	925000	364	951800	307	964900	213
860600	23	900700	01	906500	274	916100	319	925100	365	951900	308	965000	214
860700	24	900800	02	906600	275	916200	320	925200	366	952000	309	965100	215
860800	25	900900	99	906700	276	916300	321	925300	367	952100	310	965200	216
860900	26	901300	233	906800	277	916400	322	925400	368	952400	311	965300	217
861000	27	901400	234	906900	278	916500	323	925700	369	952500	312	965400	218
861100	28	901500	235	907000	279	916600	324	925900	370	952600	313	965500	219
861200	29	901600	236	907100	280	916700	325	926100	371	960000	176	965600	220
861300	30	901700	237	907200	281	916800	326	926200	372	961000	177	965700	221
861400	31	901800	238	907300	282	916900	327	926400	373	961100	178	965900	222
861500	32	901900	239	907400	283	917000	328	926500	374	961200	179	966000	223
861600	33	902000	240	907500	284	917100	329	926600	375	961300	180	966100	224
861900	34	902100	241	907600	285	917200	330	926700	376	961500	181	966200	225
862300	35	902200	242	907700	286	917300	331	926800	377	961700	182	966300	226
862500	36	902300	243	907800	287	920000	297	927000	378	961800	183	966400	227
862700	37	902500	244	907900	288	920100	337	930100	94	961900	184	970000	381
862800	38	902600	245	908000	289	920200	298	930300	95	962100	185	970300	135
862900	39	902900	246	908200	290	920400	338	930500	96	962200	186	970400	228
863000	40	903400	247	908300	291	920500	339	930600	97	962300	187	971000	136
863100	41	903500	248	908400	292	920600	169	930700	379	962400	188	971100	137
863200	42	903600	249	908500	293	920700	333	940000	07	962500	189	971200	138

INDICE - CATALOGO ASIATICO

INDEX - ASIATIC CATALOG

TABLA DE REFERENCIAS / REFERENCE TABLE

Ref.	Pág.	Ref.	Pág.	Ref.	Pág.	Ref.	Pág.	Ref.	Pág.	Ref.	Pág.	Ref.	Pág.
TARANTO	ASIATICO	TARANTO	ASIATICO	TARANTO	ASIATICO	TARANTO	ASIATICO	TARANTO	ASIATICO	TARANTO	ASIATICO	TARANTO	ASIATICO
971300	139	973100	150	974200	161	990700	68	991900	79	993200	05		
971400	140	973200	151	974300	162	990800	69	992100	80	993400	06		
971500	141	973300	152	974400	163	990900	70	992200	81	995000	88		
971600	142	973400	153	974500	164	991000	71	992300	82	995100	89		
971800	143	973500	154	974600	165	991100	72	992400	83	995200	90		
972500	144	973600	155	974700	166	991300	73	992500	84	995300	91		
972600	145	973700	156	990000	63	991400	74	992600	85				
972700	146	973800	157	990300	64	991500	75	992700	86				
972800	147	973900	158	990400	65	991600	76	992800	87				
972900	148	974000	159	990500	66	991700	77	993000	03				
973000	149	974100	160	990600	67	991800	78	993100	04				

A continuación presentamos nuestro índice ordenado por marca y cilindrada, para las aplicaciones en las líneas vehicular, pesada y asiáticas.
Below we present our index ordered by brand and cylinder capacity, for applications in vehicular, heavy and Asian lines.

2 | INDICE ORDENADOS POR CM³.


Index ordered by cm³.

ACURA				
Ref.	Modelo/Model	Cm ³	Motor/Engine	
863000	EL 2000/...	1396cc.	D14Z1/Z2 (SOHC) 16V 90HP Ø75	40
860500	Integra 1986/89	1590cc.	D16A1 (DOHC) 16V 110HP Ø75	22
863300	Integra VTEC 1992/93	1678cc.	B17A1 (DOHC) 16V 160HP Ø81	43
863300	Integra, Integra Coupe 1993/01	1797cc.	F18C1 170HP - F18C2 200HP (DOHC) 16V Ø81	43
864000	Integra GS/RS/LS 1995/95	1834cc.	B18B1 (DOHC) 16V 140HP Ø81	50
860900	CL VTEC 1997/98	2156cc.	F22B8 (SOHC) 16V 150HP Ø80	26
864800	CL VTEC 1997/98	2997cc.	J30A1 203HP (SOHC) 24V V6 Ø86	58
864900	Legend 1991/96	3206cc.	C32A1 (SOHC) V6 24V 205HP Ø90	59
ASIA MOTORS				
900700	Towner 1993/...	843cc.	CD (SOHC) 6V 40HP Ø70	01
900900	Roesta 1993/...	 2184cc.	R2 72HP Ø86	99
900800	Topic, Hi-Topic 1993/...	 2701cc.	SS (OHV) 8V 75HP Ø96	02
CHERY				
993000	QQ 2003/...	796cc.	SQR 372 F (DOHC) 12V 70HP Ø72	03
993100	QQ3, IQ, Sweet	1097cc.	SQR 472 F (DOHC) 16V 90HP Ø72	04
993400	Face 2011/...	1297cc.	473 H (DOHC) 16V 83HP Ø73	06
993200	Tiggo 2010/...	1971cc.	Acteco S9R 484F (DOHC) 16V 125HP Ø83.5	05
DAEWOO				
940000	Matiz 1998/..., Tico 1996/..., Damas 1981/..., Spark 2003/06	796cc.	F8CV (SOHC) 6V 52HP Ø68.5	7
282500	Matiz 2003/06	995cc.	B10S (SOHC) 8V 63HP Ø68.5	I-30
282500	Kalos 2002/...	1148cc.	F12S3 (SOHC) 8V 71/72HP Ø68.5	I-30
290100	Kalos 2004/...	1399cc.	F14 D3 (DOHC) 16V 94HP Ø77.9	I-30
240400	Cielo,- Espero 1994/97	1498cc.	G15MF (SOHC) 8V 78/75HP Ø76.5	I-30
240400	Lemans, Racer 1989/...	1598cc.	OHC (SOHC) 8V 75HP Ø79	I-30
290100	Nubira 2003/05 - Lacetti 2004/...	1598cc.	F16 D3 (DOHC) 16V 109HP Ø79	I-30
940100	Aranos, Espero, Prince 1993/97, Leganza 1997/...	1796cc.	C18LE (SOHC) 8V 95HP Ø86	8
291100	Epica 2006/... - Captiva - Toscana 2007/...	 1991cc.	Z20S 150HP (SOHC) 16V Ø83	I-31
940100	Espero, Prince 1991/97, Leganza 1997/..., Magnus 2001/...	1998cc.	C20LE 97/105HP - C20NE 110/116HP 8V Ø86	8
241500	Lemans, Racer 1989/97, Aranos 1995/..., Nubira II 1999/...	1998cc.	C20LE - C20NE (SOHC) 8V 97/110/116 Ø86	I-30
280700	Leganza 1997/..., Nubira1997/..., Nubira II 1999/..., Magnus 2001/...	1998cc.	X20SED (DOHC) 16V 134/136/148HP Ø86	I-30
280700	Leganza 1998/...	2198cc.	X20SED (DOHC) 140HP Ø86	I-30

INDICE - CATALOGO ASIATICO

INDEX - ASIATIC CATALOG

DAIHATSU

Ref.	Modelo/Model	Cm³	Motor/Engine	
950000	55 Wide Cab, Max Cuore, Cab Van 1977/...	547cc.	AB - 20/30 (SOHC) 4V 27HP Ø71.76	16
948000	Mira 1992/96, Coure 1984/95	659cc.	EF (DOHC) 6V 47HP Ø68	09
948100	Hi-Jet 1986/89, Van 850 1991/...	843cc.	CD (SOHC) 6V 39HP Ø70	10
948000	Mira 1992/96, Coure 1984/95	846cc.	ED (DOHC) 6V 41HP Ø68	09
948200	Coure 1986/99, Mira 1986/95	846cc.	ED10 (SOHC) 6V 41HP Ø66.6	11
948300	Move, Coure 1998/02, Sirion 2002/...	989cc.	EJ-DE (DOHC) 12V 56HP Ø72	12
950100	Charade 1981/...	993cc.	CB - CB 12/37 (SOHC) 6V 40HP Ø76	17
948600	Charade 1988/...	1295cc.	HC (SOHC) 16V 84/90HP Ø76	13
949000	Charade 1988/...	1295cc.	HC (SOHC) 16V 84/90HP Ø76	15
948700	YRV 2000/07	1298cc.	K3-VET (DOHC) 16V 140HP Ø72	14
970000	Charmant 1978/80	1588cc.	2T 8V 74HP Ø85	381
948600	Charade 1988/...	1589cc.	HDE (SOHC) 16V 105HP Ø76	13
970000	Delta Wide 1978/80	1770cc.	13T 8V 95HP Ø85	381
920500	Delta Wide 1983/88	DIESEL 1839cc.	1C (SOHC) 8V 68HP Ø83	339
900200	Delta Wide 1982/...	DIESEL 1839cc.	1C (SOHC) 8V 84HP Ø83	335
920400	Delta Wide D/TD 1985/91	DIESEL 1975cc.	2C/2CT (SOHC) 8V 73/91HP Ø86	338
923500	Rocky 1993/01	2237cc.	4Y (OHV) 8V Ø91	352
900405	Delta 1980/88	DIESEL 2977cc.	B (OHV) 8V 85HP Ø95	I-31

DATSUN

950905	280 ZX	2753cc.	L28E/ET 17HP0 Ø86	I-32
--------	--------	---------	-------------------	------

HONDA

861100	Civic 1975/79	1169cc.	EB1 (SOHC) 8V 60HP Ø70	28
861100	Civic 1975/79	1238cc.	EB2/3 (SOHC) 8V 60HP Ø72	28
861100	Civic Van 1979/82, Civic, Ballade 1982/...	1335cc.	EN (SOHC) 8V 70HP Ø72	28
862300	Fit BR 2003/..., City 2004/..., Jazz 2005/...	1339cc.	I-DSI Twin Spark - L13A3/A5 8V 82HP Ø 73	35
860300	Civic CVCC 1987/90	1343cc.	D13B1/B2 (SOHC) 16V 75/90HP Ø75	20
862208	Logo 1999/02	1343cc.	D13B7 (SOHC) 8V 65HP Ø75	I-34
863000	Civic 2000/...	1396cc.	D14Z1/Z2 (SOHC) 16V 90HP Ø75	40
863400	Civic 1500 1984/89	1488cc.	EW (SOHC) 12V 85HP Ø74	44
860300	CRX 1988/91	1493cc.	D15B6 (SOHC) 16V 90HP Ø75	20
863000	Civic VTEC-E 1995/97 - Civic VTEC 1996/... - Civic Aerodeck VTEC 1998/...	1493cc.	D15Z3/Z6/Z8 (SOHC) 16V 89/114HP Ø75	40
863100	CRX 1988/91	1493cc.	D15B6 (SOHC) 16V 90HP Ø75	41
863200	Civic VTEC 1992/96	1493cc.	D15B1/B2 (SOHC) 16V 100HP Ø75	42
862500	Fit VTEC 2007/..., Jazz VTEC 2006/..., City VTEC 2005/...	1496cc.	L15A1 81/107HP - L15A6 105HP (SOHC) 16V Ø73	36
865100	City 2009/13, Fit, WT-V 2014/16	1496cc.	L15A8/Z3/Z9 (OHV) 16V 116HP Ø73	61
864600	Civic, Accord, CR-V 2017/...	1498cc.	AP2T (DOHC) 16V 173HP Ø73	56
860400	Civic Coupe VTEC 1994/95, Civic Del Sol VTEC, Civic VTEC, CRX VTEC 1991/97	1590cc.	D16Z6 - D16Z7 - D16Z9 (SOHC) 16V 125HP Ø75	21
860500	Civic CRX, Integra 1985/87	1590cc.	ZC1 - ZV (DOHC) 16V 120HP Ø75	22
863000	Civic CX/DX/LX/SI/HX/EX - Civic del Sol - Civic coupe - CRX - Civic VTEC-E 1996/...	1590cc.	D16Y2/6/7 116HP - D16Y5/8 115/125HP 16V Ø75	40
863200	Civic CRX .../1992	1590cc.	D16A7 (SOHC) 16V 110HP Ø75	42
863500	Civic CRX VTEC - Del Sol VTEC 1992/95	1590cc.	D15Z6/Z7 (SOHC) 16V 114HP Ø75	45
863600	HR-V VTEC 1999/05, Civic V Aerodeck VTEC 1998/00	1590cc.	D16W5 124HP D16W4 125HP (SOHC) 16V Ø75	46
863700	Civic 1996/...	1590cc.	D16Y8 (SOHC) 16V 125HP Ø75	47
861900	Civic VTEC 1999/02	1595cc.	B16A2 (DOHC) 16V 150/160HP Ø81	34
863300	Civic VTI VTEC - Civic del Sol VTEC - CRX VT VTEC 1991/00	1595cc.	B16A1/A2/A3 (DOHC) 16V 150/160HP Ø81	43
863800	Accord 1984/85	1598cc.	EZ1 (SOHC) 12V 95HP Ø80	48
863900	Accord 1976/79	1599cc.	EF (SOHC) 12V 82HP Ø74	49
860600	Accord 1980/81	1602cc.	EP (SOHC) 8V 90HP Ø77	23
860700	Accord, Quinet 1981/...	1602cc.	EP (SOHC) 12V 90HP Ø77	24
861600	Civic Coupe 2001/05	1668cc.	D17A8 (SOHC) 16V 125HP Ø75	33

INDICE - CATALOGO ASIATICO


INDEX - ASIATIC CATALOG

HONDA				
Ref.	Modelo/Model	Cm ³	Motor/Engine	
860600	Prelude, Accord 1980/81	1750cc.	EK (SOHC) 8V 95HP Ø77	23
860700	Accord, Prelude, Vigor 1982/...	1750cc.	EK - EL (SOHC) 12V 97HP Ø77	24
863300	Civic VTI VTEC 1997/00	1797cc.	B18C1 (DOHC) 16V 170HP Ø81	43
862700	Civic Sedan, Coupe 2006/11	1799cc.	R18A1/A2 (SOHC) 16V 140HP Ø81	37
863800	Accord 1984/85, Prelude 1984/85	1829cc.	ES/ET1 (SOHC) 12V 130HP Ø80	48
864000	Integra 1990/93 - 1994/95	1834cc.	B18A1 (DOHC) 16V 140HP Ø81	50
860800	Accord 1993/...	1850cc.	F18A3 (SOHC) 16V 116HP Ø85	25
860900	Accord VTEC 1999/...	1850cc.	F18B2 - F18B3 (SOHC) 16V 136HP Ø85	26
864100	Accord 1986/89, Prelude 1987, Accord (Automatic) 1986/89	1955cc.	A20A1/A3/A4 (SOHC) 12V 102/116/166HP Ø82.8	51
864200	Prelude III 1987/92	1958cc.	B20A3/A4 (SOHC) 12V 109/114HP Ø81	52
864300	Prelude III 1987/92	1958cc.	B20A5/A7/A9 (DOHC) 16V 137/150HP Ø81	53
861400	CR-V 1997/98, CR-V 1999/...	1973cc.	B20B2/B3 128HP - B20Z1/Z3/Z9 128/147HP Ø84	31
860200	Civic TD 1997/99, Accord TD 1996/00	DIESEL 1994cc.	20T2R - 20T2N (SOHC) 8V 86/105HP Ø84.5	19
860800	Accord 1993/...	1997cc.	F20Z1 131HP - F20Z2 (SOHC) 116HP 16V Ø85	25
860900	Accord VTEC 1998/..., Accord Coupe VTEC 1998/..., Accord Aerodeck, Coupe 1994/97	1997cc.	F20B3 16V 137HP - F20B5 - F20B6 147HP Ø85	26
862800	CR-V 2002/06, Civic VI/VII VTEC 2003/..., Integra VTEC 2002/...	1998cc.	K20A (I-VTEC) 150HP - K20A3 155/160HP Ø86	38
862900	Accord, Accord Tourer 2003/06, Stepwagon VTEC 2005/...	1998cc.	K20A6 (DOHC) 16V 155HP Ø86	39
864400	Stream VTEC 2001/...	1998cc.	K20A1 (DOHC) 16V 156HP Ø86	54
864500	Civic Type-r VTEC 2001/05, Integra Type-r VTEC 2004/...	1998cc.	K20A2 (DOHC) 16V 200HP Ø86	55
864700	Prelude 1990/92	2056cc.	B21A1 (DOHC) 16V Ø83	57
860900	Prelude VTEC, Accord Wagon 1994/98, Accord Aerodeck, Coupe, Wagon 1994/97	2156cc.	F22B1 130/150HP - F22B4/B5/B8 150HP 16V Ø85	26
861200	Prelude VTEC 1993/96, Accord 1991/98	2157cc.	H22A1/A2 (DOHC) 16V 185HP Ø87	29
861300	Prelude VTEC 1997/..., Prelude Type VTEC 1997/00	2157cc.	H22A4/A6/A8 185HP - H22A5 195HP 16V Ø87	30
861500	Accord, Prelude, Accord Typer R 1998/...	2157cc.	H22A7 (DOHC) 16V 212HP Ø87	32
861000	Accord, Prelude 1992/96	2259cc.	H23A1/2/3 (DOHC) 16V 158/160HP Ø87	27
862800	CR-V EX/LX/SE VTEC 2002/06, CR-V II VTEC 2002/06, CR-V III VTEC 2007/...	2354cc.	K24A1 (DOHC) 16V 160/170HP Ø86	38
864800	Accord VTEC, Accord Coupe VTEC 1998/02, Accord VII Coupe VTEC 1998/00	2997cc.	J30A1/A2 200/207HP (SOHC) 24V V6 Ø86	58
864900	Legend - Legend Coupe 1991/96	3206cc.	C32A2 (SOHC) V6 24V 200HP Ø90	59
865000	Shuttle 2000/02, Odyssey 2000/... - 2002/204	3471cc.	J35A1/A2 233/247HP (SOHC) 24V V6 Ø89	60
HYUNDAI				
991300	Atos 1993/97	800cc.	G4HB (SOHC) 8V Ø63	73
990600	HB20 2012/...	998cc.	Kappa FFV (DOHC) 12V 75/80HP Ø71	67
990000	Santra 1997/..., Atos 1998/...	999cc.	G4HC (SOHC) 12V 56HP Ø66	63
990300	Atos 2003/..., Santra 2003/05	1086cc.	G4HD (SOHC) 12V 63HP Ø67	64
990500	Atos 2006/10	1086cc.	G4HG (SOHC) 12V 62HP Ø67	66
991400	Excel, Pony 1986/95	1468cc.	G4AJ (SOHC) 8V 74/84HP G4J 77/84HP Ø75.5	74
990400	Verna 2000/02	1495cc.	G4EK (SOHC) 12V 92HP Ø75.5	65
991500	Accent, Elantra 1999/..., Coupe 1992/95	1495cc.	G4K/E 90/92HP - G4EK 67HP (SOHC) 12V Ø75.5	75
991600	Accent 1996/...	1495cc.	G4K (DOHC) 16V 99HP Ø75.5	76
990800	Elantra 2006/..., Getz 2009/..., HB20, i30, Veloster 2012/...	1591cc.	Gamma FFV (DOHC 16V) 122/128HP Ø77	69
991700	Lantra 1990/95	1595cc.	G4CR (DOHC) 16V 104/112HP Ø82.3	77
991800	Elantra, Lantra 1993/95	1595cc.	G4CR (DOHC) 16V 104/112HP Ø82.3	78
991900	Lantra, Elantra, Coupe 1995/00	1599cc.	G4DR (DOHC) 16V 84/114HP Ø77.4	79
990107	Coupe 1997/... - Elantra .../1998	1599cc.	G4DR (DOHC) 16V 84/114HP Ø77.4	I-37
992100	Lantra 1995/97, Elantra 1996/01, Coupe 1996/01, Tiburon 1996/97	1795cc.	G4DM 128HP - G4GM 95HP (DOHC) 16V Ø82	80
992200	Sonata 1988/96	1795cc.	G4M (SOHC) 8V 95HP Ø80.5	81
991700	Elantra, Lantra 1993/95	1836cc.	G4CN (DOHC) 16V 124HP Ø81.5	77
991800	Elantra, Lantra 1993/95	1836cc.	G4CN (DOHC) 16V 124HP Ø81.5	78
461307	Lantra 1998/...	DIESEL 1905cc.	XUD9 68HP Ø83	I-37
460300	Lantra 1998/..	DIESEL 1905cc.	XUD9 (SOHC) 8V 68HP Ø83	I-36

INDICE - CATALOGO ASIATICO

INDEX - ASIATIC CATALOG

HYUNDAI

Ref.	Modelo/Model	Cm ³	Motor/Engine	
990700	i30 2007/..., Tucson 2004/11	1975cc.	G4GC (DOHC) 16V 144HP Ø82	68
992100	Coupe 1996/99, Tiburon 1997/..., Lantra 1997/00	1975cc.	G4GF (DOHC) 16V 138/140HP Ø82	80
992300	Sonata TCI, Tucson TCI 2005/...	DIESEL 1991cc.	D4EA (SOHC) 16V 143HP Ø83	82
992400	Tucson TCI 2005/09, Sonata TCI 2005/09	DIESEL 1991cc.	D4EA (SOHC) 16V 112HP Ø83	83
911500	Tucson TCI 2004/..., Trajet CRDI, Elantra CRDI, Santa Fe CRDI 2000/05	DIESEL 1995cc.	D4EA (SOHC) 16V 112HP Ø83	107
992500	Sonata 1994/99	1997cc.	G4CP (DOHC) 16V 136/139HP Ø85	84
992600	Trajet 2000/04, Santa Fe 2000/05, Sonata 2001/04	1997cc.	G4JP (DOHC) 16V 136HP Ø85	85
992700	Sonata 1989/93, H100 1993/..., H1 1997/00	2351cc.	G4CS (SOHC) 8V 110/115HP Ø86,5	86
910500	H100 D 1996/98, H100TD 1998/..., H1 - H1 TD 1997/...	DIESEL 2476cc.	D4BA/BAX 8V 75HP - D4BH/BF 80/85HP Ø91.1	167
910500	H1 1997/..., H100D 1998/...	DIESEL 2607cc.	D4BB (SOHC) 8V 85HP Ø91.1	167
991000	Santa Fe GL/GLS/FX 2001/06, Sonata GL/GLS/LX 2001/05 - 2005/..., Coupe 2001/07	2656cc.	G6BA (DOHC) V6 24V 167/170HP Ø86.7	71
991100	Santa Fe GLS 2005/..., Santa Fe 2005/10	2656cc.	G6EA (DOHC) V6 24V 189HP Ø86.7	72
992800	Sonata 1992/..., Galloper 1998/...	2972cc.	G6AT (SOHC) V6 12V 161HP Ø91.1	87
995000	Sonata, Galloper 1999/...	2972cc.	G6CT (DOHC) V6 24V 197HP Ø91.1	88
995100	Mighty, County - Turbo Intercooler	DIESEL 3298cc.	D4AL (SOHC) 8V 120HP Ø100	89
995200	Mighty, County - Aspirado	DIESEL 3568cc.	D4AF 8V 96HP Ø104	90
990900	Veracruz, Genesis 2008/...	3778cc.	G6DA (DOHC) V6 24V 264HP Ø96	70
995300	Mighty, County - Turbo Intercooler	DIESEL 3907cc.	D4DA (SOHC) 8V 155HP Ø104	91

ISUZU

242607	I- Mark 1987/...	DIESEL 1468cc.	4EC1 50HP Ø76	I-40
242607	Gemini 1987/..., I-Mark, Gemini TD 1988/...	DIESEL 1488cc.	4EC1- T4EC1 50/76HP Ø76	I-40
860900	Oasis 1995/97	2156cc.	RJ1 (SOHC) 16V 140HP Ø82	26
280400	Luv, Pick Up, Trooper II 1986/95, Impulse	2254cc.	4ZD1 (SOHC) 8V 88HP Ø89.3	93
240700	Trooper 1988/92	DIESEL 2499cc.	4JA1 76HP Ø93	I-40
240700	Trooper, Trooper TD 1988/92	DIESEL 2771cc.	4JB1 - 4JB1T 87 /102 HP Ø93	I-40
930500	Tropper, Tropper TD 1988/92	DIESEL 2771cc.	4JB1-T 87/102HP Ø93	96
930300	Tropper TD, Campo TD 1991/...	DIESEL 3059cc.	4JG2 82HP (SOHC) 8V Ø95.4	95
930300	Tropper TD, Campo TD 1991/...	DIESEL 3059cc.	4JG2T 109HP (SOHC) 8V Ø95.4	95
930600	Trooper TD 1991/98, Monterey TD, Campo D 1992/..., Brava TD 1993/...	DIESEL 3059cc.	4JG2 105HP - 4JG2T/TC 114/125HP Ø95.4	97
930100	ELF 250 1982/..., ELF 350 1984/..., ELF 350, ELF 250 1984/...	DIESEL 3268cc.	4BC2 - 4BD1 87/88HP Ø102	94


KIA

911200	Picanto 2004/12	1086cc.	G4HG (SOHC) 12V 65HP Ø67	104
971300	Pride 1995/...	1323cc.	B3 (SOHC) 16V 73HP Ø71	139
911100	Sephia 1996/...	1498cc.	B5 (DOHC) 16V 105HP Ø78	103
911700	Mentor, Sephia I/II, Suma I/II, Spectra 2003/...	1593cc.	G6D (DOHC) 16V 108HP Ø78	108
911800	Sephia 1996/99	1593cc.	B6ZE (DOHC) 16V Ø78	109
912308	Rio 2002/05	1594cc.	A5D (DOHC) 16V 105HP Ø75.5	I-42
990700	Sportage 2004/06, Cerato 2004/...	1975cc.	G4GC 144HP Ø82	68
911500	Carens II CRDI 2002/06	DIESEL 1995cc.	D4EA (SOHC) 16V 112HP Ø83	107
910100	Sportage TD 1996/...	DIESEL 1998cc.	RF 8V 83HP Ø86	101
900900	Besta 1992/97	DIESEL 2184cc.	R2 72HP Ø86	99
910700	Pregio, K2500 2001/05, Bongo 2006/...	DIESEL 2476cc.	D4BH (SOHC) 8V 94/97HP Ø91 (SOHC) 8V	168
911300	Sorento CRDI 2010/...	DIESEL 2497cc.	D4CB (DOHC) 16V 140HP Ø91	105
912000	Canival 1996/...	2497cc.	KRV6 (DOHC) 24V 165HP Ø80	110
991000	Optima LX/SE/EX 2002/06, Magentis 2002/07	2656cc.	G6BA (DOHC) 24V 175HP Ø86.7	71
912100	K2700 1998/00, Pregio 1998/02, Besta GS 2000/..., Bongo 2008/...	DIESEL 2665cc.	J2 (SOHC) 8V 78/83HP Ø94.5	111
912200	K2700 1998/00, Pregio 1998/02, Besta GS 2000/..., Bongo 2008/...	DIESEL 2665cc.	J2 (SOHC) 8V 78/83HP Ø94.5	112
910000	Besta 1993/...	DIESEL 2700cc.	VN 81HP Ø96	100
911000	Besta GS, Besta GS Grand 2000/...	DIESEL 2956cc.	JTA (SOHC) 8V 85HP Ø98	102
911400	Amanti, Opirus 2003/...	3497cc.	6GCU (DOHC) V6 24V 200/203HP Ø93	106

INDICE - CATALOGO ASIATICO

INDEX - ASIATIC CATALOG

KOMATSU

Ref.	Modelo/Model		Cm ³	Motor/Engine	
760100	Tractor, Autoelevador	DIESEL	2800cc.	4D94-E 8V 40HP Ø93	115
760200	Tractor, Autoelevador	DIESEL	2800cc.	4D94-E 8V 40HP Ø94	116
760000	Tractor, Autoelevador	DIESEL	2940cc.	4D94 8V 39HP Ø104	113
760300	Tractor, Autoelevador	DIESEL	2940cc.	4D94 8V 39HP Ø104	117
760400	Tractor, Autoelevador	DIESEL	3260cc.	4D95L 8V 54/65HP Ø96	118
760500	Tractor, Autoelevador	DIESEL	3260cc.	4D95 8V 54HP Ø96	119
760600	Tractor, Autoelevador	DIESEL	4330cc.	4D105-5 63/66HP Ø112	120
760700	Tractor, Autoelevador	DIESEL	4330cc.	4D105-3 63HP Ø111	121
760800	Tractor, Excavadora	DIESEL	4890cc.	6D95 71HP Ø97	122
760900	Tractor, Autoelevador	DIESEL	4890cc.	6D95 71HP Ø94	123

KUBOTA

770000	Maquinaria Agrícola D722	DIESEL	719cc.	3D66 6V 20HP Ø86	125
770200	Maquinaria Agrícola D722	DIESEL	719cc.	3D66 6V 20HP Ø77	127
770100	Maquinaria Agrícola D905	DIESEL	898cc.	3D72 6V Ø72	126
770400	Maquinaria Agrícola V1205	DIESEL	1200cc.	4D72 8V Ø72.5	129
770300	Maquinaria Agrícola D1402	DIESEL	1395cc.	3D85 6V 35HP Ø77	128
770500	Maquinaria Agrícola V1502	DIESEL	1498cc.	4D76 8V 46HP Ø77	130
770600	Maquinaria Agrícola V2203	DIESEL	2197cc.	4D87 8V 46HP Ø88	131
770700	Maquinaria Agrícola V2203	DIESEL	2197cc.	4D87 8V 46HP Ø88	132
770800	Maquinaria Agrícola V3300	DIESEL	3318cc.	4D98T 12V Ø98	133

MAHINDRA

930007	Tractor 255DI - 265DI - Pick Up	DIESEL	1300cc.	25HP Ø89.9	I-44
930007	Tractor 255DI - 265DI - Pick Up	DIESEL	1800cc.	25HP Ø89.9	I-44
930007	Tractor 255DI - 265DI - Pick Up	DIESEL	2500cc.	25HP Ø89.9	I-44


MAZDA

972005	345 22/29		1296cc.	E3 (SOHC) 8V 60HP Ø77	I-46
971300	121/323 1992/94		1323cc.	B3 (SOHC) 16V 73HP Ø71	139
974700	323 1991/94, 121, Familia 1992/94		1323cc.	B3 (SOHC) 16V 67HP Ø71	166
971000	323, Familia, Pick Up 1978/80		1415cc.	UC (SOHC) 8V 70HP Ø77	136
971500	Protege, 323 1994/98		1489cc.	Z5 (DOHC) 16V 90/92HP Ø75.3	141
972108	323, Protege 1994/98 - 323 1994/2004		1489cc.	Z5 90/92HP Z5-DE 86/96HP (DOHC) 16V Ø75,3	I-46
970300	818 1972/77		1490cc.	NA 8V 100HP Ø78	135
972005	323 1980/87, Familia 1983/84		1490cc.	E5 (SOHC) 8V 85HP Ø77	I-46
970300	616/626, Capella, B1600 1971/77, Capella, Pick Up 1978/..., E1600 1982/84		1586cc.	NA 8V 75HP Ø78	135
972500	Tierra 1998/...		1594cc.	ZM (DOHC) 16V 88/110HP Ø78.5	144
971400	323, MX-3 1989/94, Familia 1986/89		1597cc.	B6 (SOHC) 8V 84HP Ø78	140
971707	323 1986/94, Familia 1987/94	DIESEL	1720cc.	PN (DOHC) 8V 55HP Ø78	I-46
972600	929 1974/78, 121, Capella, Cosmo, Luce, 616 1975/78		1769cc.	VC (SOHC) 8V 100HP Ø80	145
971800	626, Capella, E1800 1982/87		1789cc.	F8 (SOHC) 8V 90/100HP Ø86	143
972800	Familia 323, BG8P 1990/...		1839cc.	BP-ZE (DOHC) 16V 105/115HP Ø83	147
972900	Familia Laser, 323 1990/...		1839cc.	BP (DOHC) 16V Ø83	148
973200	626 1991/97 - MX-6 1994/97		1840cc.	FP (DOHC) 16V 105HP Ø83	151
973000	Anfini M6, Cronos 1991/..., MX-3 1992/99		1845cc.	K8 (DOHC) V6 24V 133HP Ø75	149
972700	626, 929, B2000, Capella, Cosmo 1978/80		1970cc.	MA 110HP Ø80	146
973100	Pick Up 1971/...		1985cc.	VA (OHV) 8V 45HP Ø83	150
973200	MX-6 1994/97, 626 1989/97- 1993/96		1991cc.	FS (DOHC) 16V 117HP Ø83	151
973300	Xedos 6 1991/97, Afini, Cronos 1994/97, 323 1994/99		1995cc.	KF (DOHC) V6 24V 140/144HP Ø86	152
910100	626TD 1993/97, 323D 1998/...	DIESEL	1998cc.	RF - CX 8V 75/82HP Ø86	101
971800	626, Capella, E2000 1982/87, B2000 1985/88 - 1991/96		1998cc.	FE (SOHC) 8V 90/120HP Ø86	143
973400	626 1986/92 - 929 1987/...		1998cc.	FE (SOHC) 12V 109HP Ø86	153

INDICE - CATALOGO ASIATICO

INDEX - ASIATIC CATALOG

MAZDA

Ref.	Modelo/Model		Cm ³	Motor/Engine	
973500	323D 1998/...	DIESEL	1998cc.	RF (SOHC) 8V 71HP Ø86	154
973600	926, 929 1986/...		1998cc.	FE (SOHC) 12V 103HP Ø86	155
302200	Mazda 6 2002/....		1999cc.	LF (DOHC) 16V 141HP Ø87.5	I-44
302400	Mazda 6 2002/...., Mazda 3 2003/...		1999cc.	LF (DOHC) 16V 105/141HP Ø87.5	I-45
900900	E 2200 1984/86, B 2200 1985/87	DIESEL	2184cc.	R2 64/71HP Ø86	99
973400	Capella, Pick Up 1988/..., 626, MX-6 1988/92		2184cc.	F2 (SOHC) 12V 147HP Ø86	153
973600	626, MX-6 1988/92, Capella, Luce 1988/92		2184cc.	F2 (SOHC) 12V 147HP Ø86	155
973700	Pick Up, B2200, Luce 1979/...	DIESEL	2209cc.	S2 (SOHC) 8V 70HP Ø89	156
302200	Mazda 6 - MPV 2002/...		2261cc.	L3 (DOHC) 16V 104/166HP Ø87.5	I-44
971907	Xedos 9 1993/95, Millenia 1994/00, 626, MX6 1993/98, Xedos, Milenia 1995/...		2497cc.	KL/KLD (DOHC) V6 24V 165/170HP Ø84.5	I-46
971600	B2500 2002/..., MPV TDI 1996/...	DIESEL	2499cc.	WL (SOHC) 12V 115HP Ø93	142
971100	Camión, Pick Up T2500, Autoelevador Yale 1980/...	DIESEL	2522cc.	XA/XB/S5/WE5 8V 77HP Ø89	137
973800	MPV, B2600 1989/...		2605cc.	G6-E (SOHC) 12V 124HP Ø92	157
973900	B2000 2000/...	DIESEL	2892cc.	W9 (SOHC) 12V Ø94	158
974000	Luce, 929 1987/...		2954c.	JE-ZE (DOHC) V6 18V 157/167HP Ø89	159
971200	Pick Up, Camión T3000 1985/..., Autoelevador Yale 1984/...	DIESEL	2977cc.	HA/WEF 8V 86HP Ø95	138
974100	Truck T3000 1981/84	DIESEL	2977cc.	HA 8V 86HP Ø95	160
974200	Truck E3000 1978/81	DIESEL	2977cc.	HA 8V 86HP Ø95	161
974300	Truck T3500 1984/...	DIESEL	3455cc.	SL (OHV) 8V Ø103	162
974400	Truck T3500 1984/...	DIESEL	3455cc.	SL-T (OHV) 8V 116HP Ø103	163
974500	Truck T4000	DIESEL	4021cc.	TF (OHV) 8V Ø105.5	164
974600	Truck T4500	DIESEL	4553cc.	TM (OHV) 8V Ø109	165

MITSUBISHI

950700	L100, Minicab 1977/83		550cc.	2G 23 28HP Ø70	172
962200	Minicab 800 1986/...		796cc.	3G83 (SOHC) 6V 45HP Ø65	186
962300	Varica 1100 1988/...		1062cc.	4G82 (SOHC) 8V 57HP Ø65	187
962600	Lancer 1973/76		1187cc.	4G42 (OHV) 8V 68HP Ø75	190
950300	Lancer 1977/78		1238cc.	4G36 (SOHC) 8V 73HP Ø73	170
961900	Colt, Lancer 1977/..., Mirage 1979/83		1244cc.	4G11B (SOHC) 8V 72HP Ø69.5	184
962400	Galant 1969/70 - Colt 1969/71		1289cc.	4G30 (SOHC) 8V 87HP Ø73	188
961608	Colt, Lancer 1996/01		1298cc.	4G13 (SOHC) 12V 55HP Ø71	I-50
962500	Colt, Carisma 2001/04, Lancer 2001/08		1299cc.	4G13 (SOHC) 16V 55/82HP Ø71	189
962900	Colt, Lancer, Mirage 1990/96		1299cc.	4G13 (SOHC) 12V 75HP Ø71	193
962600	Delica Colt 1400 1971/79, Galant 1971/73		1378cc.	4G41 (OHV) 8V 85HP Ø76.5	190
962700	Colt 1978/86, Lancer 1978/84, Tredia 1983/84		1414cc.	4G12B (SOHC) 8V 80/82HP Ø74	191
962800	Tractor, Autoelevador	DIESEL	1415cc.	K4E 8V 33HP Ø77	192
950300	Lancer, Celeste 1977/..., L300 1980/81		1439cc.	4G33 (SOHC) 8V 82/85HP Ø73	170
962400	Galant, Lancer, Colt 1970/75		1439cc.	4G33 (SOHC) 8V 92HP Ø73	185
962900	Colt, Lancer, Mirage 1991/95, Proton 1990/...		1468cc.	4G15/4G15B (SOHC) 12V 90/92HP Ø75.5	193
963000	Lancer, Mirage 1993/...		1468cc.	4G15B (SOHC) 12V 92HP Ø75.5	194
961608	Carisma 1995/...		1497cc.	4G15 (SOHC) 12V Ø75.5	I-50
963100	Tractor, Autoelevador	DIESEL	1500cc.	S4L (OHV) 8V 16/37HP Ø78	195
963200	Lancer 1998/..., Space Star 1998/06		1584cc.	4G18 (SOHC) 16V 98HP Ø76	196
963300	Mirage 1991/92, Colt, Lancer 1988/89, Lancer, Mirage Turbo 1988/...		1596cc.	4G61 122HP 4G61T 135HP (DOHC) 16V Ø82.3	197
950800	L200, Celeste A144, Lancer A174, Galant A161 1979/81		1597cc.	G32B (SOHC) 8V 86/100HP Ø77	173
961500	Lancer, Colt 1992/...		1597cc.	4G92 (SOHC) 16V 113HP Ø81	181
961700	Lancer, Colt 1983/90, Mirage 1983/...	DIESEL	1795cc.	4D65 (SOHC) 8V 58/60HP Ø80.5	182
963400	Galant, Eterna, Lancer, Delica, Cordia 1980/84		1795cc.	4G62B (SOHC) 8V 100HP Ø80.5	198
951600	Pajero iO 1998/...		1799c.	4G93 (SOHC) 16V 92HP Ø81	174
961800	Pajero IO 1988/...		1799cc.	4G93 (SOHC) 16V 92HP Ø81	183

INDICE - CATALOGO ASIATICO

INDEX - ASIATIC CATALOG

MITSUBISHI

Ref.	Modelo/Model	Cm ³	Motor/Engine	
951600	Eto Carisma 1995/99, Mirage 1997/07, Langer 2001/07, Pajero iO, Pajero Jr 2002/...	1834cc.	4G93 (SOHC) 16V 113HP Ø81	174
963500	Colt, Lancer 1993/95, Carisma, Virage, Galant 1995/...	1834cc.	4G93K (DOHC) 16V 140HP Ø81	199
963600	Eterna, Sava 1989/..., Colt, Lancer 1989/1992	1836cc.	4G67 (DOHC) 16V 136HP Ø82.3	200
963700	Galant, Colt 1975/77	1855cc.	4G15B/G51B (SOHC) 8V 97HP Ø84	201
580900	Carisma TD 1997/...	 1870cc.	F8QT (SOHC) 8V 90HP Ø80	I-48
581608	Space Star TD 2001/..., Carisma 1999/...	 1870cc.	F9Q1 - F9Q2 (SOHC) 8V 102HP Ø80	I-48
963700	Celeste, Sigma 1975/78, Galant, Colt 1976/78, Challenger, Sapporo 1977/78	1995cc.	4G52/G52B (SOHC) 8V 105HP Ø84	201
950600	Sapporo, Super Touring, Super Saloon, Galant L200/L300 1980/93	1997cc.	G63B (SOHC) 8V 100/110HP Ø85	171
963800	Galant, Freeca 1998/..., Space Runner GDI 1999/...	1997cc.	4G63 (SOHC) 16V 136HP Ø85	202
963900	Galant, Freeca 1998/..., Outlander, Lancer 2003/...	1997cc.	4G63 (DOHC) 16V 126/135HP Ø85	203
964000	Eterna, Sava, Colt, Mirage 1989/..., Galant 1987/92, Eclipse 1989/92	1997cc.	4G63 144HP - 4G63BK/4G63T 16V 150HP Ø85	204
964100	Tractor, Autoelevador	1997cc.	4G63 (SOHC) 8V 105/112HP Ø85	205
951700	ASX 2010/... - Lancer 2012/... - Outlander 2012/...	1998cc.	4B11 (DOHC) 16V 118HP Ø86	175
961300	Lancer D 1992/97 - Galant D 1992/...	 1998cc.	4D68 (SOHC) 8V 68HP Ø82.7	180
961300	Lancer TD - Galant TD 1992	 1998cc.	4D68T (SOHC) 8V 90HP Ø82.7	180
961800	Pajero TR4 Flex 2002/..., Montero IO - Pajero IO 2001/...	1999cc.	4G64 (SOHC) 16V 131/136HP Ø81.5	183
964300	Tractor, Canter	 2080cc.	4DQ7 8V Ø89	207
964200	Tractor, Canter	 2084cc.	4DQ5 8V 40HP Ø86	206
910500	Canter, L200, L300, Montero, Pajero 1982/86	 2346cc.	4D55T (SOHC) 8V 67/84HP Ø91	167
964400	Galant 1993/...	2350cc.	4G64BK (DOHC) 16V 141HP Ø86.5	208
964500	Galant, Wagon 1985/92, L200, Pick Up, Space Wagon 1989/92, Pajero, Shogun 1991/93	2350cc.	4G64B (SOHC) 8V 102/112HP Ø86.5	209
964600	Fortis, Zinger, Fuzion 2005/07	2351cc.	4G64 (SOHC) 16V 132HP Ø86.5	210
962008	Outlander 2003/06, Galant 2005/09	2378cc.	4G69 (SOHC) 16V 160/163HP Ø87	I-50
910500	L 200 1987/..., Canter T35 1987/98, Pajero, Montero 1986/...	 2476cc.	4D56T (SOHC) 8V 70/75/84HP Ø91	167
910700	L200, Pajero, Montero, Nativa 2001/...	 2476cc.	4D56T (SOHC) 8V 115HP Ø91	168
964700	Tractor, Autoelevador	 2477cc.	S4E 8V Ø95	211
964800	Sapporo, Galant, Colt, Eterna 1978/80	2555cc.	4G54B (SOHC) 8V Ø91.1	212
964900	Galant 1982/...	2555cc.	4G54B (SOHC) 8V Ø91.1	213
965000	Jeep, Rosa Bus, Canter 1971/81	 2659cc.	4DR5 (SOHC) 8V 80HP Ø92	214
965100	Canter Serie FB3 1985/93	 2659cc.	4DR51 (SOHC) 8V 80HP Ø92	215
965100	Truck 2.8 Serie FB308 1985/89	 2800cc.	4DR51 (SOHC) 8V Ø92	215
970400	Nativa TD 1999/..., Montero, Pajero, Shogun TDI 1995/...	 2835cc.	4M40TD 125HP Ø95	228
965200	Tractor, Autoelevador	 2960cc.	S4E2 8V Ø100	216
960000	Montero Sport, Pajero, Shogun 1995/99	2972cc.	6G72 (SOHC) V6 24V 178HP Ø91.1	176
960807	Galant, Debonair, Montero, Shogun, Pajero, Pick Up	2972cc.	6G72 (DOHC) V6 24V 141/150/177HP Ø91.1	I-49
961000	Montero Sport, Pajero Sport 1995/99, Shogun 1995/99	2972cc.	6G72 (SOHC) V6 24V 203HP Ø91.1	177
962100	Montero III TD 2000/..., Pajero TD 2001/...	 3200cc.	4M41T (DOHC) 16V 165/175HP Ø98.5	185
920600	Canter, Rosa Bus 1978/... - 1983/...	 3298cc.	4D30 - 4D31 (SOHC) 8V 90HP Ø100	169
965300	Tractor, Autoelevador	 3331cc.	S4S 8V 39HP Ø94	217
961100	Montero, Debonair 1993/..., Shogun, Pajero 1994/...	3497cc.	6G74DN (DOHC) V6 24V 215/260HP Ø93	178
961200	Montero Sport, Pajero Sport 1997/...	3497cc.	6G74 (SOHC) V6 24V 203/245HP Ø93	179
966400	Montero, Endeavor 2003/..., Pajero 2007/..., Eclipse 2008/...	3828cc.	6G75 (SOHC) V6 24V 215/250HP Ø95	227
965400	Tractor, Autoelevador	 3900cc.	S6E 12V	218
965500	Tractor	 4249cc.	S4K Ø102	219
965600	Canter 1992/96	 4948cc.	6D31T 12V 145HP Ø100	220
965700	Tractor, Autoelevador	 4996cc.	S6S 12V	221
966100	Tractor, Autoelevador	 6380cc.	S6KT Ø102	224
965900	6000 Bus, 6000 Truck 1984/92 (FK115/FK215/FK415/FK425/FK515)	 6557cc.	6D14T (OHV) 12V Ø110	222
966000	6900 Bus/Truck (MK116F/MM116H/516H) 82/88, (FK116/215/216/316) 1984/92	 6919cc.	6D15 (OHV) 12V Ø118	223
966200	Bus, Truck (FK416/FK516) 1988/...	 7545cc.	6D16A Ø118	225

INDICE - CATALOGO ASIATICO

INDEX - ASIATIC CATALOG

MITSUBISHI

Ref.	Modelo/Model	Cm ³	Motor/Engine	
966300	Camión FP418/FV418/FS428, Bus FB418 T850 1988/...	DIESEL 11149cc.	6D22T 12V 260/310HP Ø93	226

NISSAN

903207	March 1982/..., Micra 1988/...	988cc.	MA10 (SOHC) 8V 55HP Ø68	I-57
903207	March, Micra 1986/...	1235cc.	MA12 (SOHC) 8V 60HP Ø71	I-57
901600	Sunny 1990/..., Sentra 1993/...	1295cc.	GA13DS (DOHC) 16V 79HP Ø73.6	236
901700	Sunny 1990/95	1392cc.	GA14DS (DOHC) 16V 82HP Ø73.6	237
904100	Almera 1995/00, Sunny 1995/...	1392cc.	GA14DE (DOHC) 16V 87HP Ø73.6	253
902600	Datsun Sedan, Estaquitas, Guayin, Pick Up 1970/84	1483cc.	J15 (OHV) 8V 77HP Ø78	245
901800	Sunny, Vanette 1980/...	1487cc.	A15 73/85HP Ø76	238
920000	Samuray, Sedan, Ninja, Guayin 1984/94	1487cc.	E15 (SOHC) 8V 85HP Ø76	297
901900	Tractor	1500cc.	H15 8V Ø76	239
902000	Tractor, Autoelevador	DIESEL 1500cc.	SD15 6V Ø83	240
470300	Micra 1997/...	DIESEL 1527cc.	TUD5 (VJZ) (SOHC) 8V 58HP Ø77	I-55
902600	Datsun Sedan, Estaquitas, Guayin, Pick Up 1970/84	1567cc.	J16 (OHV) 8V 80HP Ø78	245
901007	510 1968/73 - 521 1969/72	1597cc.	L16 (SOHC) 8V 100HP Ø83	I-56
902100	Sentra 1991/94, Tsubame, Tsuru, Vanette Cargo 1993/97	1597cc.	GA16DE/DNE (DOHC) 16V 97/105HP Ø76	241
902900	Tsuru, Sentra 1997/06	1597cc.	GA16DNE (DOHC) 16V 97HP Ø76	246
903700	Sunny, Sentra, Primera 2000/...	1597cc.	QG16DE (DOHC) 16V 109HP Ø76	250
920000	Sentra, Tsuru 1984/94	1597cc.	E16 (SOHC) 8V 105HP Ø76	297
571100	Micra 2005/10, Tiida 2007/12, Versa 2016/..	1598cc.	HR16DE (DOHC) 16V 111/120HP Ø78	I-55
908800	Micra 2002/09, Tiida 2005/..., Bluebird, Versa, March 2006/...	1598cc.	HR16DE 110/115HP Ø78 (DOHC) 16V	296
903007	Sunny 1986/89, Pulsar 1987/...	1598cc.	CA16DE (DOHC) 16V 122HP Ø78	I-57
902000	Tractor, Autoelevador	DIESEL 1600cc.	SD16 6V Ø83	240
902407	Sentra 1983/87, Pulsar 1986/..., Cherry, Sunny 1982/89	DIESEL 1680cc.	CD 17 54/61HP Ø80	I-57
903800	Sunny, Bluebird 1998/..., Almera, Pulsar 2000/...	1769cc.	QG18DE (DOHC) 16V 114/126HP Ø80	251
901007	skyline - violet - silvia 1976/81	1770cc.	L18/18S (SOHC) 8V 105HP 85	I-56
903400	Tiida 2007/08	1797cc.	MR18DE (DOHC) 16V 124HP Ø84	247
902200	Pick Up, Sacura, Estaquitas, Ichi Van 1981/93, Samurai Guayin 1982/84	1800cc.	J18 8V Ø80.5	242
903007	200 SX Turbo 1989/93, Sunny Turbo 1988/..., Sunny, Pulsar 1988/...	1809cc.	CA18DET 16V Turbo 169HP - CA18DE 125HP Ø83	I-57
904500	Bluebird Serie U13 1993/...	1838cc.	SR18DE (DOHC) 16V 125HP Ø83	254
581608	Interstar, Primera, Primastar 2002/...	DIESEL 1870cc.	F9Q 100/120HP (SOHC) 8V Ø80	I-55
900000	Bluebird, Vanette 1980/84	DIESEL 1952cc.	LD20 (SOHC) 8V 60HP Ø85	229
901007	Violet - 200SX 1976/80	1952cc.	L20B (SOHC) 8V 105HP Ø85	I-56
904600	Pick Up D21 1986/88	1952cc.	Z20 (SOHC) 8V 87HP Ø85	255
904700	Bluebird 1983/...	1974cc.	CA20S (SOHC) 8V 105HP Ø84.5	256
904800	Primera, Pulsar, Sunny 1991/96, Almera 1995/98	DIESEL 1974cc.	CD20 (SOHC) 8V 75HP Ø84.5	257
900600	Cedric 1965/74, Junior, Caball, Clipper, Cabstar 1965/82, Forklift 1967/82, Caravan	1982cc.	H20 (OHV) 8V 92HP Ø87.2	232
904900	Autoelevador 1983/...	1982cc.	H20-II (DOHC) 8V 92HP Ø87.2	258
905000	Cedric 1979/83	DIESEL 1991cc.	SD20 (OHV) 8V 59HP Ø83	259
903500	X-Trail 2001/..., Primera 2002/...	1998cc.	QR20DE (DOHC) 16V 149/150HP Ø89	248
903107	Primera 1990/96, Sunny GTI Turbo 1990/94, Serena 1992/96	1998cc.	SR20DE 125/150HP - SR20DET 220HP 16V Ø86	I-57
905100	Datsun Truck 1989/99, Atlas 1990/99, Caravan 1990/99	1998cc.	NA20 (SOHC) 8V 99HP Ø87	260
905200	Laurel 1985/...	1998cc.	RB20E (SOHC) 12V 96/110HP Ø78	261
905000	Cabstar, Homer, Clipper 1979/82, Pick UP 720, Cedric 1979/80	DIESEL 2164cc.	SD22 (OHV) 8V 65HP Ø83	259
905300	Cedric, Cabstar, Pick Up 720 1979/82	DIESEL 2164cc.	SD22 (OHV) 8V 65HP Ø83	262
904208	X-Trail TD 2001/...	DIESEL 2184cc.	YD22DDTI (DOHC) 16V 114HP Ø86	I-58
905400	Ad Van 1998/..., Sunny 1999/...	DIESEL 2184cc.	YD22DD (DOHC) 16V 110HP Ø86	263
905500	Vanette Cargo 1995/... - Serena 1994/...	DIESEL 2283cc.	LD23 (SOHC) 8V 75HP Ø87	264
900305	Cabstar, Homer 1982/..., Urvan 1984/88	DIESEL 2289cc.	SD23 (OHV) 8V 68HP Ø84	I-55
905600	Urvan, Cabstar 1987/90	DIESEL 2289cc.	TD23 8V 69HP Ø89	265

INDICE - CATALOGO ASIATICO


INDEX - ASIATIC CATALOG

NISSAN				
Ref.	Modelo/Model	Cm ³	Motor/Engine	
902300	Vanette, Urvan, Chocolate 1987/...	2389cc.	Z24I (SOHC) 8V 103HP Ø89	243
902500	Ichi Van 1991/94, Pick Up, Terrano II, Van 1989/...	2389cc.	KA24E - KA24S (SOHC) 12V 124/133HP Ø89	244
903600	Urvan, Urvan 2000/03, King-Cab 2001/..., X-Terra, Frontier, Altima 2000/01	2389cc.	KA24DE 139/150HP Ø89 (DOHC) 16V	249
905700	Skyline, Blue Bird, Datsun 810 1977/83	2393cc.	L24E (SOHC) 12V 130HP Ø83	266
906000	Cedric, Fairlady 1970/72, 810 1977/81	2393cc.	L24/L24E (SOHC) 12V 130/140HP Ø83	269
905800	Skyline 1985/...	2428cc.	RB24S (SOHC) 12V 139HP Ø86	267
905900	Tractor, Autoelevador	2472cc.	H25 (DOHC) 8V 62HP Ø92	268
581800	Primastar 2002/...	 2484cc	G9U-730 (DOHC) 16V 90HP Ø87	I-55
903500	X-Trail, Altima, Sentra 2002/..., Maxima 2004/...	2488cc	QR25DE (DOHC) 16V 165/177HP Ø89	248
904000	King-Cab TD 2001/..., Hardbody 2006/...	 2488cc	YD25DDTi (DOHC) 16V 133/172HP Ø89	252
900305	Cabstar, Homer 1968/72, Pick Up 720 1984/89	 2488cc.	SD25 (OHV) 8V 68/72HP Ø84	I-55
581800	Interstar 2002/...	 2499cc.	G9U-720/724/750/754 (DOHC) 16V 90HP Ø87	I-55
906000	Datsun, Skyline 1977/83, Cedric, Fairlady, Laurel 1972/75	2565cc.	L26S (SOHC) 12V 150HP Ø83	269
920200	Pathfinder D, Terrano D 1986/..., Terrano TD 1989/92	 2663cc.	TD27 85HP TD27T 100HP (SOHC) 8V Ø96	298
906100	Laurel, Cedric, Fairlady 1975/80, 280 Z 1979/80, Patrol 1980/...	2753cc.	L28S 140HP L28E/ES 139HP (SOHC) 12V Ø86	270
950905	280Z 1981/83	2753cc.	L28E/ET 145HP Ø86	I-62
900100	Laurel, Cedric, Maxime, 810, 280C 1980/...	 2793cc.	LD28 (SOHC) 12V 84HP Ø84.5	230
330500	Frontier - X Terra 2003/06	 2796cc	Sprint 4.07 CA (SOHC) 12V 132HP Ø93	I-55
331100	Frontier TD, Xterra electrónico 2007/...	 2796cc	VW28Ti (SOHC) 12V 132HP Ø93	I-55
906200	Laurel, Gloria 1985/89, Pick Up 1987/94, Patrol 1989/96	 2825cc.	RD28T (SOHC) 12V 74/101HP Ø85	271
906300	Patrol TD 1989/96, Y60 1985/...	 2825cc.	RD28T (SOHC) 12V 116HP Ø85	272
906400	Cabstar DTI 2006/...	 2953cc.	Z30DDTi (DOHC) 16V 158HP Ø96	273
906700	Tractor 1992/..., Condor 1992/94	 2953cc.	BD30 (SOHC) 8V 86HP Ø96	276
900500	Pick Up, Eco T100, Cabstar 1973/...	 2956cc.	ED30 (OHV) 8V 76HP Ø109	231
901300	Pathfinder, Terrano 1987/95, Quest, Maxima 1990/98	2960cc.	V30E - VG30E (SOHC) V6 12V 148/170HP Ø87	233
905800	Skyline, Patrol 1989/93	2962cc.	RB30S (SOHC) 12V 147HP Ø86	267
906500	Maxima 1995/99, Cefiro 1995/...	2988cc.	VQ30DE (DOHC) V6 24V 193HP Ø93	274
906600	Maxima 2000/..., Cefiro 1998/...	2988cc.	VQ30DE (DOHC) V6 24V 241HP Ø93	275
906800	Trade 1993/96, Cabstar 1998/01	 3000cc.	BD30-Ti (OHV) 8V 86HP Ø96	277
906900	Frontier, Terrano 1997/...	 3153cc.	QD32 (OHV) 8V 103HP Ø99.2	278
907000	Truck 1980/..., Patrol 1982/89	 3246cc.	SD33 (OHV) 12V 95/100HP Ø83	279
907100	Truck 1986/..., Patrol 1983/...	 3246cc.	SD33T (OHV) 12V 115HP Ø83	280
901400	Máxima Q x 4 1997/..., Pathfinder 1996/..., Frontier 1998/...	3274cc.	VG33E (SOHC) V6 12V 168/170HP Ø87	234
900500	Pick Up, Eco T100, Cabstar 1973/...	 3298cc.	ED33 (OHV) 8V 84HP Ø109	231
907200	Atlas 1984/86, Truck 1984/...	 3298cc.	FD33 8V 99HP Ø108	281
907300	Atlas 1983/86, Civilian 1984/88, Truck 1984/...	 3298cc.	FD33T 8V 118HP Ø108	282
907308	Truck 3500, Atlas 1986/91	 3460cc.	FD35T Ø102,5	I-61
901500	Pathfinder, Cefiro, Qx4 2000/01	3498cc.	VQ35DE (DOHC) V6 24V 220HP Ø95.5	235
907500	Patrol, Safari 1991/...	4169cc.	TB42S (OHV) 12V 170HP Ø96	284
907600	Patrol, Safari 1988/..., Safari Pick Up 1999/...	 4169cc.	TD42 (SOHC) 12V 161HP Ø96	285
907700	Safari, Civilian, Patrol 1995/...	 4169cc.	TD42T (SOHC) 12V 143HP Ø96	286
907800	Atlas, Condor 1993/...	 4214cc.	FD42 8V 123HP Ø109	287
907800	Atlas, Condor 1993/...	 4617cc.	FD46 8V 133HP Ø109	287
907900	Atlas, Condor 1995/...	 4617cc.	FD46 (DOHC) 8V 113HP Ø109	288
908000	Patrol, Safari 2000/...	4800cc.	TB48E (DOHC) 24V 248HP Ø99.5	289
907400	Camión 5700 1978/...	5654cc.	FD6 (SOHC) 12V Ø109	283
908200	Camión 5700 1980/...	5654cc.	FD6 (SOHC) 12V 170HP Ø108	290
908300	Camión 5700 1975/83	5654cc.	FD6T (SOHC) 12V 175HP Ø108	291
908400	Camión, Bus 1977/...	6842cc.	ND6 (SOHC) 12V 133HP Ø110	292
908500	Camión, Bus 1992/95	9160cc.	NF6T 12V 300HP Ø120	293

INDICE - CATALOGO ASIATICO

INDEX - ASIATIC CATALOG

NISSAN

Ref.	Modelo/Model	Cm ³	Motor/Engine	
908600	Camión, Bus 1969/...	DIESEL 10308cc.	PD6 (SOHC) 12V 200/300HP Ø125	294
908700	Camión, Bus 1970/...	DIESEL 10308cc.	PD6T (SOHC) 12V 260/300HP Ø127	295

SHANGHAI

910900	Tractor	DIESEL	495A Tracción Simple - 485A 18 Tracción Doble	299
--------	---------	---------------	---	-----

SKODA

233100	Citigo 2011/...		999cc. CHYA/CHYB (DOHC) 12V 60/75HP Ø74,5	I-63
232008	Fabia 2001/04 - 2004/10		1198cc. AWY/BBM/BMD/CHFA 54/60HP Ø76,5	I-63
233300	Octavia 2004/...		1598cc. BLF (DOHC) 16V 115HP Ø76,5	I-63
223708	Octavia, Felicia, Pick Up 1996/...		1598cc. AEE 75HP Ø76.5	I-63
232908	Octavia TSI 2007/...		1798cc. BZB/CDAA 160/152HP (DOHC) 16V Ø82.5	I-63
233200	Octavia - SuperB - Yeti 2009/...		1798cc. CDAB (DOHC) 16V 152HP Ø82,5	I-63
223400	Octavia TDI 1996/...	DIESEL	1896cc. AGR/AGP/AHF (SOHC) 8V 68/90/110 Ø79.5	I-63
231100	Octavia 1999/04		1984cc. APK/AQY/AZH (SOHC) 8V 115HP Ø82.5	I-63

SSANG YOUNG

450400	Korando Family 1993/97	DIESEL	2498cc. X3DP (OHV) 8V 79HP Ø94	I-64
351100	Korando KJ TDI, Musso MJ TDI 1997/...	DIESEL	2874cc. OM 662 (SOHC) 10V 120HP Ø89	I-63
351300	Korando KJ 1996/..., Musso MJ 1995/...	DIESEL	2874cc. MB602 (SOHC) 10V 95HP Ø89	I-63
352507	Korando, Musso 1996/...		3199cc. MB162.990 220HP (DOHC) 24V Ø89.9	I-63

SUBARU


950500	K87/K87L, EK23/EK24, KF1/KT1 1981/...		544cc. EK 23/24 (SOHC) 4V 35HP Ø76	301
951000	Justy, Libero, Sumo 1984/...		997cc. EF10 (SOHC) 6V 50/55HP Ø78	302
951100	Justy 1987/93, Libero, Sumo 1990/97		1189cc. EF12 (SOHC) 9V 52/62HP Ø78	303
951200	New Leone, Brat 1975/79		1595cc. EK 23/24 (SOHC) 8V 82/95HP Ø92	304
951400	New Leone, Brat 1979/...		1781cc. EA81 (SOHC) 8V 100HP Ø76	305
951500	Leone, XT Coupe 1985/89, Loyale 1990/94		1781cc. EA82 (SOHC) 8V 90HP Ø92	306
951800	Legacy 1989/...		1820cc. EJ18 (SOHC) 16V 103/110HP Ø87.9	307
951900	Legacy 1989/...		1994cc. EJ20GN (DOHC) 16V 200HP Ø92	308
952000	Forester 1998/02, Legacy 1999/02		1994cc. EJ20T (DOHC) 16V 177/225HP Ø92	309
952100	Legacy, Impreza 1989/...		2212cc. EJ22E (SOHC) 16V 136HP Ø97	310
952400	Legacy 1996/..., Forester 1997/...		2457cc. EJ25D (DOHC) 16V 165HP Ø99.5	311
952500	Legacy, Legacy Outback, Legacy Outback Limited 1997/99		2457cc. EJ25D (DOHC) 16V 165HP Ø99.5	312
952600	Outback, Legacy, Legacy Outback, Legacy Outback Limited 1996/98		2457cc. EJ25 (DOHC) 16V 155/165/150HP Ø99.5	313

SUZUKI

916000	Cervo, Alto, Carry, Carol 1988/90		547cc. F5B (SOHC) 12V 64HP Ø65	318
916000	Alto 1990/94 - 1998/00, Cervo 1990/98, Jimny 1995/98		657cc. F6A (SOHC) 12V 64HP Ø65	318
916100	Alto 1980/84		795cc. F8B - AB51 (SOHC) 6V 40HP Ø68.5	319
916200	Jimny, Light Truck 1978/...		797cc. F8A (SOHC) 8V 41HP Ø62	320
916300	ST100 1983/..., Jimny, Samurai 1982/91, Super Carry 1985/99		970cc. F10A (SOHC) 8V 40HP Ø65.5	321
916400	Cultus, Sprint, Swift, Forsa 1984/88		993cc. G10 (SOHC) 6V 50HP Ø74	322
916600	Baleno, Swift 1995/...		993cc. G10BB (SOHC) 16V 53HP Ø72	324
916500	Wagon R 1997/00		996cc. K10A (DOHC) 16V 65HP Ø68	323
241200	Fun 2002/...		999cc. MPFI (SOHC) 8V 60HP Ø71.1	I-65
910400	Swift 1989/94		1298cc. G13K (DOHC) 16V 115HP Ø74	317
916700	Cultus 1996/...		1298cc. G13BA (SOHC) 16V 64HP Ø74	325
916800	Wagon, Carry 1998/..., Swift 1998/01, Baleno 1995/00, Jimny 1998/00, Cultus 1993/03		1299cc. G13BB (SOHC) 16V 76/98HP Ø74	326
910300	Swift, Sidekick, Samurai, Cultus 1985/89		1324cc. G13A (SOHC) 8V 64/68HP Ø74	316
916900	Ignis 2000/03, Liliana 2001/03, Jimny 2001/02		1328cc. M13A/M13AWT (DOHC) 16V 83/90HP Ø78	327
910200	Escudo 1988/88, Vitara 1988/93, Sidekick 1989/95		1590cc. G16KC/G16A (SOHC) 8V 82HP Ø75	315
460300	Vitara 1995/96		1905cc. XUD9 (SOHC) 8V 68HP Ø83	I-65
460900	Vitara TD 1996/...		1905cc. XUD9 TE (SOHC) 8V 75HP Ø83	I-65

INDICE - CATALOGO ASIATICO


INDEX - ASIATIC CATALOG

SUZUKI					
Ref.	Modelo/Model		Cm ³	Motor/Engine	
461307	Vitara 1995/96	DIESEL	1905cc.	XUD9 (SOHC) 8V 68HP Ø83	I-65
917000	Vitara, Grand Vitara 1998/05, Aerio 2002/...		1995cc.	J20A (DOHC) 16V 128/140HP Ø84	328
470800	Vitara HDI, Grand Vitara HDI 2000/...	DIESEL	1997cc.	RHZ (SOHC) 8V 110HP Ø85	I-65
910100	Vitara TD 1996/...	DIESEL	1998cc.	RF 71/87HP Ø85	101
917100	Vitara, Escudo 1995/00		1998cc.	H20A (DOHC) V6 24V 136HP Ø78	329
917200	Vitara, Grand Vitara 1998/01		2493cc.	H25A (DOHC) V6 24V 144HP Ø84	330
917300	Grand Vitara, Grand Escudo 2001/05		2736cc.	H27A (DOHC) V6 24V 173HP Ø88	331
TATA					
920700	Sumo Telcoline TDI	DIESEL	1905cc.	4DL - NA 8V Ø83	333
TOYOTA					
923900	Yaris 1999/03		998cc.	1SZ-FE (DOHC) 16V 68HP Ø69	354
924600	Yaris 2003/...		998cc.	1SZ-FE (DOHC) 16V 68HP Ø69	360
923000	Starlet 1984/88		999cc.	1E (SOHC) 12V 54HP Ø70,5	350
926600	Etios Cross - Avanza		1197cc.	3NR-FE (DOHC) 16V 80HP Ø72.5	375
924000	Echo Verso 2001/05, Yaris 2001/...		1298cc.	2NZ-FE (DOHC) 16V 85HP Ø75	355
923407	Corolla, Paseo, Starlet 1992/00		1332cc.	4E-FE (DOHC) 16V 88HP Ø74	I-69
923300	Corolla 1999/...		1398cc.	4ZZ-FE (DOHC) 16V 97HP Ø79	351
924100	Starlet D 1987/96	DIESEL	1453cc.	1N (SOHC) 8V 54HP Ø74	356
926600	Etios 2010/..., Etios Liva 2012/..., Yaris 2018/...		1496cc.	2NR-FE (DOHC) 16V 90HP Ø72.5	375
923407	Corolla, Paseo, Starlet 1992/00		1497cc.	5E-FE (DOHC) 16V 90HP Ø74	I-69
924000	Corolla 2000/07		1497cc.	1NZ-FE (DOHC) 16V 106HP Ø75	355
922900	Corolla 1992/99, Avensis 1997/00, Sprinter 1991/...		1587cc.	4A-FE (DOHC) 16V 110HP Ø81	349
924900	Spacio 1998/99		1587cc.	4A-FE (DOHC) 16V 110HP Ø81	363
970000	Corolla, Corona, Carina, Celica, Town Ace, Camry 1976/80		1588cc.	12TU/2TJ 8V74HP Ø85	381
950400	Corona 1970/74		1591cc.	7R (OHC) 8V 85HP Ø86	380
923300	Corolla 1999/..., Avensis 2000/..., Corolla Verso 2001/...		1598cc.	3ZZ-FE (DOHC) 16V 110HP Ø79	351
950400	Corona, Mark II 1968/70		1707cc.	6R (OHC) 8V 85HP Ø86	380
924900	Corolla 1992/95 - Corolla DX/LE 1993/97 - Celica 1993/99 - Corolla CE 1997/...		1762cc.	7A-FE (DOHC) 16V 115/125HP Ø81	363
970000	Carina, Celica, Corona, Corolla, Cressida, Camry, Town Ace 1978/80		1770cc.	3TEU/13TU 8V 95HP Ø85	381
923300	Corolla 1999/98, Celica, MR2 Spider 1999/05, Rav 4 2000/04, Corolla Verso 2001/... Matrix 2003/08		1794cc.	1ZZ-FE (DOHC) 16V 123/129/135/140HP Ø79	351
927000	Corolla 2015/...		1798cc.	2ZR-FE (DOHC) 16V 132HP Ø80.5	378
950400	Corona, Mark II 1973/..., Celica 1976/...		1808cc.	16R (OHC) 8V 95HP Ø88.5	380
900200	Corolla, Town Ace 1982/83	DIESEL	1839cc.	1C (SOHC) 8V 84HP Ø83	335
920500	Corolla, Lite-Ace, Town-Ace 1984/88, Camry TD, Vysta TE 1983/85	DIESEL	1839cc.	1CL - 1CTL (SOHC) 8V 80/88HP Ø83	339
950400	Corona Mark II 1969/74, Celica, Hilux Pick Up 1970/...		1858cc.	8R (OHC) 8V 105HP Ø86	380
950400	Corona, Cressida, Hi Lux, Carina 1972/..., Celica, Mark II, Hi Ace 1976/...		1968cc.	18R (OHC) 8V 100/110HP Ø88.5	380
924700	Mark II, Corona, Carina, Hi-Ace, Camry, Cressida, Celica 1979/83		1972cc.	21R-U (SOHC) 8V 105HP Ø84	361
920400	Town Ace D, Camry D 1989/..., Camry TD 1985/91, Carina II D 1984/92, Carina E TD 1996/..., Corona D, Lite Ace 1983/96	DIESEL	1975cc.	2C/2C-T/2C-TE (SOHC) 8V 73/81/83HP Ø86	338
930700	Tarago, Previa, RAV4, Avensis Verso TD 2001/05, Picnic TD, Avensis TD 2003/...	DIESEL	1995cc.	1CD-FTV (DOHC) 16V 115HP Ø82.2	379
923108	Picnic, Avensis Verso, Avensis 2001/...		1998cc.	1AZ-FE/FSE (DOHC) 16V 150HP Ø86	I-69
924300	Hi-Ace 1989/...		1998cc.	1RZ/1RZ-E (SOHC) 8V 101HP Ø86	357
924400	Autoelevador 1995/00	DIESEL	1998cc.	1DZ II (OHV) 8V 54HP Ø86	358
924500	Autoelevador 1998/05	DIESEL	1998cc.	1DZ (OHV) 8V 52HP Ø86	359
921800	Hi-Ace, Toyo-Ace, Hi-Lux, Crown, Chasser, Cressida, Mark II 1977/85	DIESEL	2188cc.	L (SOHC) 8V 72HP Ø90	340
924800	Dyna, Celica, Hi-Lux, Coaster, Corona, Pick Up 1974/80		2189cc.	20R (SOHC) 8V 100HP Ø88.5	362
923500	Town-Ace 1985/90, Hi-Lux, Van 1989/93, Lite-Ace 1992/95, Dyna 200 1995/...		2237cc.	4Y (OHV) 8V 94HP 4Y-EC 94/98/101HP Ø91	352
922800	Highlander 2000/..., Camry 2002/..., Rav 4, Solara, Avensis, Verso 2003/...		2362cc.	2AZ-FE (DOHC) 16V 150/160HP Ø88.5	348
923108	Camry, Previa 2000/...		2362cc.	2AZ-FE (DOHC) 16V 156HP Ø88.5	I-69

INDICE - CATALOGO ASIATICO

INDEX - ASIATIC CATALOG

TOYOTA

Ref.	Modelo/Model	Cm ³	Motor/Engine	
923600	Corona, Celica, Hi-Lux, 4 Runer 1985/95	2366cc.	22R 97HP - 22REC (SOHC) 8V 105HP Ø91.9	353
925000	Dyna, Coaster, Hi Lux 1980/84	2366cc.	22R/22REC (SOHC) 8V 100HP Ø92	364
925100	Celica, Corona, Pick Up, Coaster, Hi-Lux 1982/84	2366cc.	22R/22REC (SOHC) 8V 100HP Ø92	365
922500	Celica, Hi-Lux, Corona, 4 Runner 1980/84	2367cc.	22R/REC (OHC) 8V 100HP Ø92	347
925200	Celica, Corona, Pick Up	2367cc.	22R (SOHC) 8V 100HP Ø92	366
926800	Hi Lux, Hi Ace, Innova 2015/...	DIESEL 2393cc.	2GD-FTV (DOHC) 16V 160HP Ø92	377
910600	Hi-Lux, Dyna, Mark II, Corona, Land Cruiser, Hi-Ace, Cressida 1988/...	DIESEL 2446cc.	2L (SOHC) 8V 75/83HP Ø92	336
921900	Hi-Ace, Toyo-Ace, Hi-Lux, Crown, Cressida, Dyane, Land Cruiser 1982/88	DIESEL 2446cc.	2L (SOHC) 8V 75/86HP Ø92	341
926700	Hi Lux, Hi Ace III/IV, Mark II 1988/..., Crown 1989/96, Land Cruiser 1990/95	DIESEL 2446cc.	2L 8V 83HP Ø92	376
926700	Hi Lux, Hi Ace III/IV, Mark II 1988/..., Crown 1989/96, Land Cruiser 1990/95	DIESEL 2446cc.	2LT 8V 90HP Ø92	376
500400	Land Cruiser 70 TD 1987/89	DIESEL 2494cc.	VM66A (OHV) 8V 108HP Ø88	I-68
922400	Hi-Lux, Dyna 150TD, Hi-Ace TD 2001/..., Hi-Lux TD, D4D 2005/...	DIESEL 2494cc.	2KD - FTV (DOHC) 16V 88/102HP Ø92	346
500400	Land Cruiser 250 TD 1990/93	DIESEL 2499cc.	VM84A (OHV) 8V 114HP Ø88	I-68
926800	Hi Lux, Hi Ace, Innova 2015/...	DIESEL 2755cc.	1GD-FTV (DOHC) 16V 177HP Ø92	377
920100	Hi Lux, Hi Ace, Toyo Ace, Land Cruiser 1988/...	DIESEL 2779cc.	3L (SOHC) 8V 123HP Ø96	337
925300	Tractor 6F, Autoelevador	DIESEL 2953cc.	1Z 5FD/F 59HP Ø96	367
925700	Hi-Lux 1994/..., Solara 1995/99, Camry 1996/97, Siena 1997/...	2965cc.	1MZ-FE (DOHC) 24V V6 190HP Ø87.5	369
900405	Coaster, Landcruiser 1980/82, Dyna 1980/88, Toyo Ace 1980/85	DIESEL 2977cc.	B (OHV) 8V 85HP Ø95	I-68
922200	Hi-Lux TD, 4 Runner TD, Land Cruiser TD 1993/96	DIESEL 2982cc.	1KZ-T/TE (SOHC) 8V 125HP Ø96	343
922300	Hi-Lux TD, D4D 2005/..., Land Cruiser 90/120 TD 2000/... - 2002/...	DIESEL 2982cc.	1KD - FTV (DOHC) 16V 163HP Ø96	344
925400	Hi-Lux TD 2005/...	DIESEL 2982cc.	1KD-FTV (DOHC) 16V 163HP Ø96	368
922100	Hi-Lux LN147/152/167/172 1997/..., Hi-Ace LH162/172/174/181 1998/...	DIESEL 2987cc.	5L (SOHC) 8V 88HP Ø99.5	342
925900	Dyna D, Toyo-Ace D 1984/88	DIESEL 3431cc.	13B (OHV) 8V 90HP Ø102	370
925900	Toyo-Ace TD, Dyna TD, Land Cruiser TD 1984/89	DIESEL 3431cc.	13B-T (OHV) 8V 103/123HP Ø102	370
926100	Dyna 200, Coaster 1988/...	DIESEL 3661cc.	14B/BT (OHV) 8V 97HP Ø102	371
926200	Coaster TD, Dyna 200 TD 1999/...	DIESEL 4104cc.	15B-FT (OHV) 16V 145HP Ø108	372
926500	Tractor 1988/...	DIESEL 4430cc.	11Z Ø96	374
926400	Land Cruiser 1993/98	4447cc.	1FZ-FE (DOHC) 24V 202HP Ø100	373
YUE JIN				
930100	1041, NJ 41029 1996/...	DIESEL 3268cc.	4BC2 - 4BD1 (OHV) 8V 87/88HP Ø102	94

FORMACION DE CODIGOS

CODE FORMATION

ANTIGUA EXPRESIÓN DE CÓDIGO TARANTO

ANTIGUA EXPRESIÓN DE CÓDIGO TARANTO

FORMADO POR CINCO DÍGITOS

2	2	4	0	0
LINEA	MOD.	TIPO DE JUNTA		


FORMADA POR SEIS DÍGITOS

2	2	0	4	0	0
LINEA	MODELO	TIPO DE JUNTA			

NUEVA REFERENCIA



DOS PRIMEROS DÍGITOS



INDICA EL RUBRO O LINEA AL CUAL PERTENECE EL ARTÍCULO

ARTICULOS DE FABRICACION

14 AUTO UNIÓN	57 RENAULT
15 CITROËN	58 RENAULT
20 CHEVROLET - OPEL	62 DETROIT
21 CHEVROLET - BEDFORD	63 CATERPILLAR
CIMARRON - DI TELLA	65 DEUTZ
22 DODGE - CHRYSLER - VW	66 DEUTZ
23 VW - FORD	70 FIAT TRACTORES
24 CHEVROLET - GM	71 FIAT TRACTOR - CAMIÓN
25 FIAT	75 HANOMAG
26 FIAT	76 KOMATSU
27 FIAT	77 KUBOTA
28 CHEVROLET - GM	80 FIAT CAMIONES / IVECO
29 CHEVROLET - GM	81 SCANIA
30 FORD - VW	85 JOHN DEERE
31 FORD - MWM	86 HONDA - ROVER
32 FORD - MWM	87 CUMMINS
33 FORD - MWM	90 ASIA MOTORS - KIA
34 FORD	NISSAN - TOYOTA
35 MERCEDES BENZ	91 KIA - MITSUBISHI
36 MERCEDES BENZ	SUZUKI - TOYOTA
37 MERCEDES BENZ	SHANGAI
38 SMART-MERCEDES	92 TATA - NISSAN
40 PERKINS / MF. / PF	TOYOTA - MITSUBISHI
41 PERKINS / MF.	93 ISUZU - MAHINDRA
42 PERKINS / MF.	TOYOTA
AGCO / SISU	94 DAEWOO - DAIHATSU
43 MAXION	95 DAIHATSU - BMW
44 MWM	MITSUBISHI - TOYOTA
45 PEUGEOT - INDENOR	SUBARU - DATSUN
46 PEUGEOT	96 MITSUBISHI
47 PEUGEOT	97 TOYOTA - MAZDA - LADA
50 RASTROJERO - INDENOR	98 BMW
VM - BORGWARD	99 HYUNDAI - CHERY
51 CHRYSLER	
52 CHRYSLER	
54 IKA - RENAULT - WILLYS	
55 RENAULT	
56 RENAULT - DACIA	

TERCER Y CUARTO DÍGITO




ESPECIFICA E INDICA EL TIPO DE MODELO AL QUE PERTENECE

ARTICULOS DE FABRICACION

EJEMPLOS

CITROËN	PERKINS
00 2CV 14HP	00 4-203
01 2CV 18HP	01 6-305
02 3CV	02 6-354 F2
04 AMI 8	03 6PF-305
	04 6-354 F4
	05 P3-152
	06 PF-MF
	07 MF M165-265
	08 MF 1095-1098
	09 6-354 F1
	10 GM D20 3.9
FIAT	PEUGEOT
00 1100	00 404
01 600	01 504 1.6
02 1500	02 504 1.8
03 1600	03 504 2.0
04 128 1100cc.	04 504 XD2
05 128 1300cc.	05 505
06 128 1500cc.	06 505 I
07 125	07 505 XD3
08 133	09 403
09 REGATTA 100S	15 205 1.0
11 DUCATO 2.8	16 106 1.4
20 BRAVO/A TD	17 106 1.2
21 BRAVO/A JTD	18 104 1.2
FORD	RASTROJERO
00 FALCON 7B	00 42 HP
01 FALCON SP	01 52 HP
02 V8 FASE 1	02 INDENOR 4,88
03 TAUNUS 2.0	03 INDENOR 6 CIL
04 TAUNUS 2.3	04 VM/BORGWARD
05 V8 FASE 2	
06 SIERRA 1.6	
08 A/AA	
09 FALCON 4B	
14 ESCORT 1.6	
20 TRANSIT 2.5	
21 FIESTA 1.4	

QUINTO Y SEXTO DÍGITO




DETERMINA EL TIPO DE JUNTA

ARTICULOS DE FABRICACION

00 JGO. JUNTA MOTOR
01 JGO. MOTOR SIN TAPA CILINDROS
05 JTA. TAPA CILINDRO
06 JTA. TAPA CILINDRO SUPERMEDIDA
07 JTA. TAPA CILINDRO
08 JTA. TAPA CILINDRO
10 JTA. TAPA DE VÁLVULAS
11 JTA. CÁRTER
12 JTA. DISTRIBUCIÓN
13 JTA. CONTRATAPA DISTRIBUCIÓN
14 JTA. BOMBA DE AGUA
15 JTA. MÚLTIPLE ESCAPE
16 JTA. MÚLTIPLE ESCAPE
17 JTA. MÚLTIPLE ADMISIÓN
18 JTA. SALIDA DE ESCAPE
19 JTA. PLACA DE AGUA
20 JGO. JUNTA CARBURADOR
21 JGO. JUNTA CARBURADOR
22 JGO. JUNTA CARBURADOR
23 JGO. JUNTA CARBURADOR
24 JGO. JUNTA CARBURADOR
25 JTA. BASE CARBURADOR
26 JTA. TAPA CARBURADOR
27 JTA. BOMBA ACEITE A BLOCK
28 JTA. BOMBA DE NAFTA
29 ARANDELA TAPÓN CÁRTER
30 ARANDELA TAPA DE VÁLVULAS
36 JTA. TAPA VÁLVULAS LATERAL
50 JGO. CAJA DE VELOCIDADES
57 JUNTA PALIER
58 JGO. BANCADA CIGÜEÑAL
59 JTA. DIFERENCIAL
60 JTA CÁRTER CGT
70 JGO. SUPLEMENTO CAMISAS
85 SUPLEMENTO DE TAPA
95 JGO. DE JUNTAS SUPERIOR
97 JGO. DE JUNTAS SUPERIOR JTC 07
96 JGO. SUPERIOR SIN JTC

FORMACIÓN DE CÓDIGOS DE RETENES

SEGUNDO Y TERCER DÍGITO



INDICA LA MARCA O LINEA DEL ARTÍCULO

PRIMER DÍGITO

R

INDICA LINEA DE RETENES

PR

INDICA LINEA DE PORTA RETENES

14 AUTO UNION	35 MERC. BENZ
15 CITROEN	36 MERC. BENZ
20 CHEVROLET	40 PERKINS - MF
21 CHEVROLET	41 PERKINS - MF
22 DODGE - VW	42 PERKINS
23 VW - FORD	45 PEUGEOT
24 CHEVROLET	INDENOR
25 FIAT	46 PEUGEOT
26 FIAT	50 RASTROJERO
27 FIAT	INDENOR
28 CHEVROLET	54 IKA - RENAULT
30 FORD - VW	JEEP WILLYS
31 FORD - MWM	55 RENAULT
32 FORD	58 RENAULT

CUARTO Y QUINTO DÍGITO




INDICA EL TIPO DE MOTOR

EJEMPLOS

CITROËN	FIAT
00 2CV 14HP	05 128 1300cc.
01 2CV 18HP	06 128 1500cc.
02 3CV	07 125
04 AMI 8	08 133
	09 REGATTA 100S
	11 DUCATO 2.8
	20 BRAVO/A TD
	21 BRAVO/A JTD
FIAT	
00 1100	
01 600	
02 1500	
03 1600	
04 128 1100cc.	

SEXTO Y SÉPTIMO DÍGITO



INDICA TIPO DE RETÉN SEGÚN SU APLICACIÓN

00 KIT DE RETENES	56 RUEDA TRAS. INT.
10 GUÍAS DE VÁLVULAS	57 DE PIÑÓN
11 BANCADA	58 RUEDA DEL. EXT.
12 DISTRIBUCIÓN	59 RUEDA DEL. INT.
13 ÁRBOL DE LEVAS	60 SEMI-EJE
15 RET. ADICIONAL	
47 VELOCÍMETRO	
48 SELECTOR CAJA DE VELOCIDAD	
49 EJE CAMBIO	
50 SALIDA DA CAJA	
51 DE DIRECTA	
52 SALIDA DE PALIER	
55 RUEDA TRAS. EXT.	

OCTAVO DÍGITO



INDICA MATERIAL

N - NITRIL
CAUCHO NITRILICO
S - SILICONA
CAUCHO DE SILICONA
P - POLIACRÍLICO
CAUCHO DE POLIACRÍLICO
V - VITÓN
CAUCHO FLUORADO
VF - VIFLON
T - TEFLÓN
POLITETRA FLUOR ETILENO

SIMBOLOS - MATERIALES

SYMBOLS - MATERIALS

SIMBOLOS - SYMBOLS

Descripción de Producto Product description	Simbolos Symbols	Descripción de Producto Product description	Simbolos Symbols	Descripción de Producto Product description	Simbolos Symbols
Jgo. de juntas para motor con retenes Full set gaskets with oil seals		Jgo. tornillos para tapa de cilindros Cylinder head bolts		Suplemento camisa cilindro Camma cylinder gaskets	
Jgo. de juntas para motor sin retenes Head set gaskets without seals		Herramientas especiales para motor Set of special automotive tools		Kit retenes completo Oil Seals (Set)	
Jgo. juntas p/motor sin tapa con retenes Full set gaskets without head with oil seals		Junta tapa de válvulas Valve gaskets		Jgo. retén válvulas Valve seal set	
Jgo. juntas p/motor sin tapa sin retenes Full set gaskets without head without oil seals		Junta para cárter Rear main bearing seals gaskets		Retén bancada Rear crankshft seal	
Jgo. de juntas superior con retenes Head set gaskets with oil seals		Junta tapa distribución Timing cover gaskets		Retén distribución Front crankshft seal	
Jgo. de juntas superior sin retenes Head set gaskets without seals		Junta bomba de agua Water pump and water exit gaskets		Retén árbol de levas Camshaft seal	
Junta tapa cilindro Cylinder head gaskets		Junta múltiple admisión y escape Intake and exhaust manifolds gaskets		Porta retén bancada Rear crankshft seal	
Junta tapa cilindro - No retorqueable Cylinder head gaskets - Non retorqueable		Junta múltiple admisión Intake manifolds gaskets		Porta retén distribución Front crankshft seal	
Junta tapa cilindro izquierda Left Cylinder head gaskets		Junta múltiple escape Exhaust manifolds gaskets		Espesor Thickness	
Junta tapa cilindro derecha Right Cylinder head gaskets		Junta salida escape Exhaust pipe seals gaskets			

ABREVIATURAS MATERIALES - ABBREVIATION OF MATERIALS

	Descripcion Description		Descripcion Description		Descripcion Description
AC	Acero Inoxidable Stainless Steel	CEL	Celulosa Cellulose	NH	Libre Amianto Comprimido Compressed Asbestos Free
ACO	Acero Cobreado - Libre Amianto - Acero Cobreado Steel Copper - Asbestos Free - Steel Copper	F	Fibra Fiber	MLS	Multilamina Sterling Multisheet Sterling
AL	Aluminio Aluminium	FCH	Ferroflex con respaldo de chapa Ferreflex with tin shoulder	P	Poliacrilico - Retenes con casco de acero Polyacrylic - Oil Seals with steel cap
BAK	Bakelita - Nonasbesto/Bakelita Bakelite - Nonasbesto/Bakelite	FIE	Fieltro Felt	PB	Plomo Lead
CB	Base Celulosa Cellulose Base	GFT	Grafito con alma metálica Graphite with metallic core	PLAST	Plástico Plastic
CG	Corcho y Goma Cork and Rubber	GS	Goma sintética - Nitrilo Synthetic Rubber - Nitrile	S	Silicona - Retenes con casco de acero Silicone - Oil Seals with steel cap
CGT	Corcho y Goma con Tela Cork and Rubber with Cloth	H	Hojalata Tin Plate	SLS	Sterling - Polystrat Sterling - Polystrat
CHA	Chapa/Hojalata sin material blando Tin Plate without soft material	L	Latón - Bronce Brass	SNA	Soga libre de amianto Rope asbestos free
CN	Arandelas blindadas (Cobre - Libre Amianto) Armored washers (Copper - Asbestos Free)	N	Retenes de nitrilo con casco de acero Nitrile oil seals with steel cap	T	Teflón Teflon
CNC	Cobre - Libre Amianto - Cobre Copper - Asbestos Free - Copper	NB	Libre Amianto (Beater) Asbestos Free (Beater)	V	Vitón - Retenes con casco de acero Viton - Oil Seals with steel cap
CU	Cobre Copper	NFT	Ferreflex Base Libre Amianto Ferreflex Base Asbestos Free	VS	Varios Miscellaneous

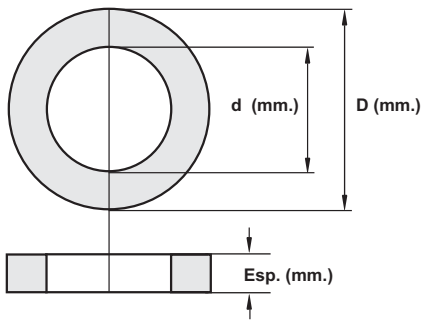
Los números originales también indicados en este catálogo tienen relación únicamente en sentido de informar y verificar. Sírvase usar en sus pedidos, facturas recibos solamente los códigos TARANTO.

Os números originais indicados neste catálogo servem somente para informação e verificação. Utilizar nos pedidos, faturas e recibos somente os códigos TARANTO.

Original part numbers also indicated in this catalog are intended only to inform and verify. Please, indicate only TARANTO reference numbers in your order forms, invoices and shipping notes.

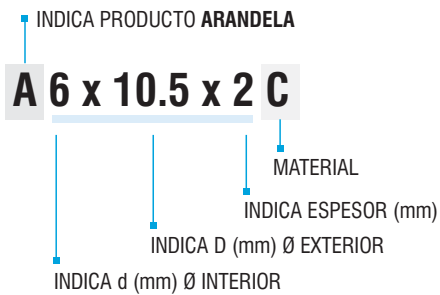
ARANDELAS - ANILLOS - O´RINGS

WASHERS - RINGS - O´RINGS



d	Diámetro interior d (mm)	Diámetro interno d (mm)	Inner diameter d (mm)
D	Diámetro exterior D (mm)	Diámetro externo D (mm)	Outer diameter D (mm)
Esp.	Espesor Esp.(mm)	Espessura Esp.(mm)	Thickness Esp.(mm)

FORMACIÓN DE CÓDIGOS DE ARANDELAS



MATERIALES

AL	ALUMINIO	ALUMÍNIO	ALUMINUM
NH	LIBRE AMIANTO COMPRIMIDO	SEM AMIANTO COMPRIMIDO	ASBESTOS FREE COMPRESSED
C	COBRE	COBRE	COPPER
F	FIBRA	FIBRA	FIBEIRON
H	FERRO	HIERRO	FELT
F	FELTRO	FIELTRO	NYLON
N	NYLON	NYLON	

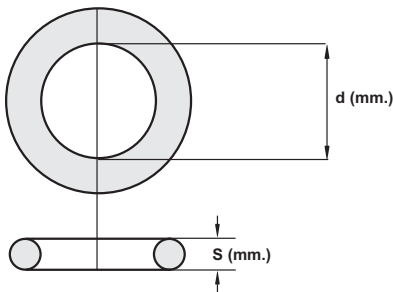
ARANDELAS POR DIÁMETRO INTERIOR

				MATERIAL											MATERIAL											MATERIAL														
d (mm)	D (mm)	Esp		AL	NH	C	F	H	L	d (mm)	D (mm)	Esp		AL	NH	C	F	H	L	d (mm)	D (mm)	Esp		AL	NH	C	F	H	L	d (mm)	D (mm)	Esp		AL	NH	C	F	H	L	
4	7	1								7	17	1.5									10	13	1								12	17	1.5							
4	8	1								7	17	1									10	14	1.25								12	17	2							
5	8	1								8.3	11.6	1									10	14	1.5								12	18	1.5							
6.5	12	0.5								8.5	11.5	1									10	14	1								12	18	1							
6.8	13.5	1								8.5	12	1									10	15	1.5								12	18	2							
6	10.5	2								8	10	1									10	15	1								12	18	3							
6	10	1.5								8	11	1									10	16	0.5								13	16	0.5							
6	10	1								8	12	1									10	16	1								13	16	2							
6	10	2								8	12	1									10	16	2.5								13	17	1							
6	11	2								8	13	1									10	18	1								13	17	2							
6	8	0.5								8	13	2.5									10	18	2								13	18	1.5							
6	8	1								8	14	0.5									10	19	2								13	19	1							
6	9	0.5								8	14	1.5									10	20	1.5								13	20	1							
6	9	1								8	14	1									10	20	1								13	20	2							
6.5	10	1								8	18	1.5									10	20	2								13	21	1.5							
6.5	12	1								8	20	1.5									10	21	2								13	24	3							
7.5	15	2								9.4	18	1									11	15	1								14.5	21	2							
7	8.9	1.9								9.5	12	1.5									11	16	1								14	17.2	2							
7	10	1								9.5	12	1									11	17	1.25								14	18	1.25							
7	11	1								9.5	14.5	1									11	18	1.5								14	18	1.5							
7	12.5	1								9.5	20	1									11	18	2								14	18	1							
7	12.5	2								9.5	20	2									12.7	16	1								14	18	1.25							
7	13	1.5								9.7	13	1									12.8	22.8	2								14	19	1.5							
7	13	1								9	11	0.8									12	14	0.5								14	20	1.25							
7	13	4								9	13	0.5									12	15	1.5								14	20	1.5							
7	14	1								9	13	1									12	15.2	1								14	20	1							
7	15	1								9	13	1									12	16	1.5								14	20	2							
7	15	1.5								9	14	1									12	16	1								14	21	1.5							
7	15	2								9	17	1.5									12	17	1								14	22	1.5							

ARANDELAS - ANILLOS - O´RINGS

WASHERS - RINGS - O´RINGS

MATERIAL								MATERIAL								MATERIAL								MATERIAL											
d (mm)	D (mm)	Esp	AL	NH	C	F	H	L	d (mm)	D (mm)	Esp	AL	NH	C	F	H	L	d (mm)	D (mm)	Esp	AL	NH	C	F	H	L	d (mm)	D (mm)	Esp	AL	NH	C	F	H	L
14	22	2			●				16	24	1			●				20	26	0.5			●				24	38	1.25	●					
14	24	1.5	●						16	24	1.5	●						20	26	1.5			●				25	29.5	1			●			
14	24	2			●				17	21	0.5			●				20	26	1	●		●				25	29	2			●			
14.7	21	2			●				17	21	1.25			●				20	26	2				●			26	31	2			●			
15.5	17	1.5			●				17	21	1.5			●				20	28	1	●		●				26	32	1.25	●					
15	18	1	●						17	22	1.25	●						21	30	2	●						26	32	2	●					
15	19	1.5	●						17	22	1.5			●				22.5	29	2	●		●				26	34	2	●					
15	20	1			●				17	22	1	●			●			22	26	1.5			●				27	32	1.5			●			
15	21	1.5	●						18	22	1.5	●		●				22	27	1	●						28	34	1.5	●					
15	21	1.5			●				18	22	2			●				22	27	1.25	●						28	36	0.5	●					
15	21	2	●		●				18	23	1.25	●		●				22	27	1.5			●				28	38	1.5			●			
16	19	1.5			●				18	23	1	●		●				22	27	1			●				30	36	2	●		●			
16	20	1	●			●			18	23	2			●				22	28	1.25	●						31	36	1.5	●					
16	20	1.5			●				18	24	1			●				22	28	1.5			●				32	36	0.5			●			
16	21	1.25	●						18	24	1.5			●				22	29	1.5	●						32	36	1			●			
16	21	1.5			●				19	24	1.5	●						22	29	3	●						35	41	2			●			
16	21	1	●						19	26	1.5			●				22	32	1.5			●				36	42	1.5	●					
16	21	2			●				19	27	2	●						24	29	2			●				40	47	1			●			
16	22	1.5	●		●				19.5	27	1	●						24	30	1.5	●						40	60	1.5			●			
16	22	1			●	●			20.5	5.5	1	●						24	32	1.5	●						45	52	2	●					
16	22	2			●				20	24	1.5	●		●				24	32	2	●														



d Diámetro interior d (mm)
S Sección S (mm)

Diâmetro interno d (mm)
Seção S (mm)

Inner diameter d (mm)
Section S (mm)

FORMACIÓN DE CÓDIGOS DE ARANDELAS

INDICA PRODUCTO O´RING

G 18.77 x 1.78 S MATERIAL

INDICA S (mm) SECCION

INDICA d (mm) Ø INTERIOR

MATERIALES

N	NITRILICO	NITRILICA	NITRILE
S	SILICONA	SILICONE	SILICONE
V	VITÓN	FLUOR ELASTOMERO	FLUORELASTOMERS

O´RING - SERIE STANDARD

1.78
S (mm)

MATERIAL				MATERIAL				MATERIAL				MATERIAL				MATERIAL				MATERIAL			
d (mm)	N	S	V	d (mm)	N	S	V	d (mm)	N	S	V	d (mm)	N	S	V	d (mm)	N	S	V	d (mm)	N	S	V
1.42	●			4.47	●			12.42	●			23.52	●			50.52	●			66.4	●		
1.78	●			5.28	●			15.6	●		●	28.3	●			53.7	●			69.57	●		
2.57	●			6.07	●			17.17	●			34.65	●			56.87	●		●	101.32	●		
2.9	●			7.65	●			18.77	●	●		44.17	●			60.05	●						
3.68	●			9.25				21.95	●			47.35	●			63.22	●						

2.62
S (mm)

7.59	●			13.11	●			17.12	●			23.47	●			30	●			37.77	●		
9.19	●			13.94	●			18.72	●			26.64	●			31.42	●			39.34	●		
9.5	●			15.54	●			20.30	●			28.24	●			32.99	●			40.94	●		
12.37	●			17.12	●	●		21.89	●			29.82	●			36.17	●		●	34.59	●		

ARANDELAS - ANILLOS - O RINGS

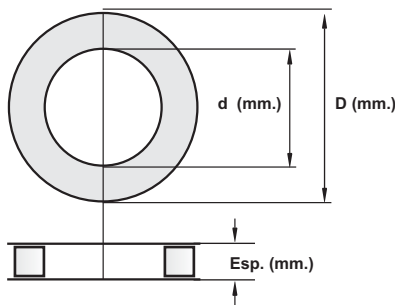
WASHERS - RINGS - O RINGS

O RING - SERIE STANDARD

	MATERIAL				MATERIAL				MATERIAL				MATERIAL				MATERIAL							
	d (mm)	N	S	V	d (mm)	N	S	V	d (mm)	N	S	V	d (mm)	N	S	V	d (mm)	N	S	V				
2.62 S (mm)	44.12	●			53.64	●			58.42	●			66.34	●			72.69	●			90	●		
	48.9	●			55.25	●			61.60	●			67.95	●			82.22	●			126.67	●		
	52.07	●			56.82	●			64.77	●			69.52	●			88.57	●			158.42	●		
3.53 S (mm)	4.34	●			21.82	●			31.34	●			40.87	●			50.39	●			98.02	●		
	12.29	●			23.39	●			32.92	●			44.04	●			63.09	●			107.54	●		
	13.87	●			26.57	●			36.09	●			45.36	●			66.27	●			110.72	●		
	18.64	●			27.5	●			37.69	●			47.22	●	●		72.62	●			129.77	●		
5.33	37.47	●			46.99	●	●		88.27	●			94.62	●										
	40.64	●			62.87	●			91.44	●			253.37	●										

O RING - SERIE NO STANDARD

		MAT.				MAT.				MAT.				MAT.				MAT.									
d (mm)	S (mm)	N	S	d (mm)	S (mm)	N	S	d (mm)	S (mm)	N	S	d (mm)	S (mm)	N	S	d (mm)	S (mm)	N	S	d (mm)	S (mm)	N	S				
2.7	1.2	●		12	3		●	20	4	●		30.5	3.5	●		42	4	●		58	2	●		85	3	●	
4	1	●		12.5	1.5	●		21	1.5	●		31.55	3.72		●	42.2	3	●		60	4	●		85.5	3.35	●	
4	1.5	●		13.1	1.3	●		21	3	●		31.5	3.2	●		43	4		●	60	5	●		90	3	●	
4.47	1.42	●		13.5	3	●		22.1	3.6	●		32	3	●		44	2	●		61.8	3	●		91	1.8	●	
4.5	1	●		14	2	●		22.2	3.5	●		33.5	4.2	●		44	3	●		62	3.5	●		94	3	●	
5.98	1.99	●		14	2.5		●	22.5	2.5	●	●	34	3	●	●	45	2.5	●		63	3	●		101	4	●	
6	2	●		14	3	●	●	22.5	3	●		34.2	2.5	●		45	3	●		63.5	3		●	102.5	94.5	●	
6.07	1.63	●		16	2	●		23	3	●		35	3.5	●		45	4	●		64	3	●		110	3	●	
7	4.5	●		16	2.5	●		25	4	●		35	4		●	46	3	●		65	2.35		●	110	4.5	●	
7.3	2.4	●		16	4		●	26.2	3	●		36	3	●		46.2	1.9	●		70	3	●		112	4	●	
8	1.5	●		16.5	3		●	28	2	●		36.5	3.2	●		46.3	3	●		74	3	●		114.5	5	●	
8	2.4	●		17	2.2	●		28	4		●	37	3	●		47	4	●		74	3.35	●		115	2		●
9	2	●		17.5	6	●		28.12	3.5	●		37.47	3	●		47.3	2	●		75	3	●		119	3	●	
9.7	4	●		18	3	●		28.2	2.5	●		38	3	●		48	4	●		76	2.5	●		122	5	●	
10	2.5	●		19.18	2.46	●		28.2	5	●		39	3	●	●	50	4	●		79	1.8	●	●	152	6	●	
10	2.5		●	19.25	2.9	●		29.2	3	●		40	3	●		53.5	3	●		79.5	3		●	168	3.5	●	
11	2.5		●	20	2	●		30	3.5	●		40	5	●		55	2	●		80	3	●		212.15	3	●	
12	2.5	●		20	2.5	●		30.2	3	●		42	3	●		56.4	2	●		82	3.5	●		320	8	●	



d	Diámetro interior d (mm)	Diámetro interno d (mm)	Inner diameter d (mm)
D	Diámetro exterior D (mm)	Diámetro externo D (mm)	Outer diameter D (mm)
S	Sección S (mm)	Corte S (mm)	Section S (mm)

ANILLOS

d (mm)	S (mm)	D (mm)	Mat.	d (mm)	S (mm)	D (mm)	Mat.	d (mm)	S (mm)	D (mm)	Mat.	d (mm)	S (mm)	D (mm)	Mat.	d (mm)	S (mm)	D (mm)	Mat.				
6	3	3	N	10	6	1	N	15	11	3	N	33	22	8	N	46	34	2	N	73	65	5	N
8	4	1	N	15	6	1	N	14,5	11,5	4	N	30	24	3,9	N	46,5	38,5	4	N	82	73	9,7	N
13,8	5	7,8	N	13,8	6,4	8	N	30	15,5	12	N	21	35	13	N	56,5	66,5	6	N	91	82,2	4,7	N
9	5	9,5	N	7,2	11	6	N	24	17	9	N	47,5	41,5	7	N	57	42	3	N	104,2	95	3	N



taranto



Retenes Taranto. Un sello de garantía

El permanente desafío que presenta la evolución de los motores de combustión actuales para asegurar el sellado de sus componentes requiere del desarrollo y aplicación de tecnología moderna y eficiente en la fabricación de los retenes. La constante actividad de nuestro Departamento de Ingeniería, aplicada al desarrollo e investigación de nuevos materiales y componentes para lograr la mejor performance de nuestros productos, acompañada de la realización de ensayos de vida y exigentes pruebas específicas que garantizan el perfecto desempeño en los distintos medios funcionales y la utilización de modernas técnicas de diseño aplicada a la construcción de nuevos labios y perfiles hidrodinámicos, permite ofrecer al mercado productos que superan las necesidades de estanqueidad del motor.



1 - NUEVOS PERFILES

Facilita el montaje y asegura el agarre.

2 - POSICION PREFERENCIAL DEL LABIO

Permite trabajar el labio en posiciones no utilizadas del eje.

3 - MODERNOS DISEÑOS

Permite trabajar el labio en una parte del eje no utilizable hasta el momento.



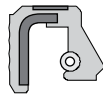
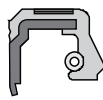


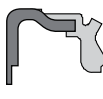

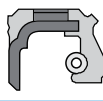



RETENES - MATERIALES

OIL SEALS - MATERIALS

MATERIALES MATERIAIS - MATERIALS	ASTM D1418	ISO 1629	TARANTO	TEMPERATURA Temperature
SILICONA Material para aplicaciones de baja y alta temperatura, muy usado en motores de elevada exigencia y en transmisiones automáticas. No recomendada para aceites EP (Extrema Presión). SILICONE Material para aplicação em baixas e altas temperaturas, muito usado em motores de elevada exigência. Não é recomendada para óleos EP (Extrema Pressão). SILICONE Material for low and high temperature applications, highly recommended for engines and automatic transmission. It should not be used for EP oils (Extreme Pressure).	VMQ	MVQ	S	-50° Ca + 180°C
NITRÍLICO Es el material más comúnmente utilizado en sellado para aplicaciones generales. Buena resistencia a la abrasión y a la acción de aceites y grasas minerales. NITRILICA É o material mais comumente utilizado em vedação para aplicações gerais. Tem boa resistência ao atrito e a ação de óleos e graxas minerais. NITRILE It is the most commonly used sealing material for general applications. Good resistance to abrasion and to mineral oils and greases.	NBR	NBR	N	-35° Ca + 110°C
POLIACRÍLICO Recomendado para aplicaciones en motor y especialmente en transmisión con aceites EP. Deformación permanente más elevada. POLIACRÍLICO Recomendado para aplicações em motores e especialmente em transmissões com óleo EP. Deformação permanente mais elevada. ACRYLIC (POLYACRYLATE) Highly recommended for engines and especially in transmission with EP oils. Higher permanent set.	ACM	ACM	P	-30° Ca + 150°C
FLUORELASTOMERO Compuesto para altas exigencias con mejor resistencia a altas temperaturas y ataques químicos. Ofrece duración en servicio muy superior, pero a costo más elevado. FLUORELASTÓMERO Composto para altas exigências com melhor resistência a altas temperaturas e ataques químicos. Oferece duração em serviço muito superior, porém a um custo mais elevado. FLUORELASTOMERS Compound for high demands with better resistance to high temperatures and chemical aggressions. It grants a better duration in service but at higher costs.	FKM	FKM	V	-30° Ca + 200°C
POLITETRAFLUORETILENO Usos de elevada temperatura, gran ataque químico y severas condiciones de fricción. POLITETRAFLUORETILENO Utilizado em ambientes com altas temperaturas e elevado ataque químico, e em condições severas de atrito. POLYTETRAFLUORETHYLENE High temperature uses, great chemical attack and severe friction conditions.	PTFE	PTFE	T	-80° Ca + 250°C
FLUORELASTOMERO / POLITETRAFLUORETILEO Compuesto especial desarrollado por Taranto (Viflón®) para altas exigencias de temperatura, ataque químico e importantes condiciones de fricción. Es la elección ideal entre el tipo V y el tipo T. FLUOROELASTOMER / POLITETRAFLUORETILENO Composto especial desenvolvido pela Taranto (Viflón®) para os requisitos de alta temperatura, gravura e importantes condições por atrito. É a escolha ideal entre o tipo V e T-type FLUOROELASTOMER / POLYTETRAFLUOROETHYLENE Special compound developed by Taranto (Viflón®) or high temperature requirements, chemical attack and important conditions of friction. Is the ideal choice between the V type and T-type	FKM PTFE	FKM PTFE	VF	-30° Ca + 200°C

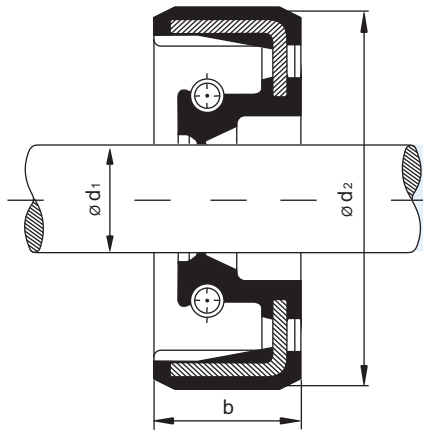
DESCRIPCIÓN - TIPO DE RETENES RADIALES

DESCRIÇÃO - TIPO DE RETENES RADIALES | TYPES OIL SEAL - DESCRIPTION

GA	Goma armada Exterior borracha Rubber case	G1A	Exterior goma metal Exterior metal borracha Outer rubber metal	G1	Exterior metal Exterior metlico Outer metal			
G2	Blindado Blindado Armoured	RI	Roscado izquierdo Rosca esquerda Left threaded	RD	Roscado derecho Rosca direita Right threaded			
SR	Sin resorte Sem mola Without sprint	LG	Labio guardapolvo Lábio guarda-pó Dust lip	HD	Hélice derecha Hélice direita Right helix			
HI	Hélice izquierda Hélice esquerda Left helix	ESP	Especial Especial Special	BI	Bidireccional Bidireccional Bi-directional			

RETENES RADIALES

OIL SEALS



- Diámetro de Eje (d1)
- Altura (b)
- Alojamiento (d2)

- Diâmetro do eixo (d1)
- Altura (b)
- Alojamento (d2)

- Shaft diameter (d1)
- Height housing (b)
- Housing Bore (d2)

RETENES POR Ø DE EJE - RETENORES POR DIÂMETRO DO EIXO - DIAMETER HOLDERS OIL SEAL

REF TARANTO	DE [mm]	DA [mm]	H [mm]	TIPO Type	MATERIAL							REF TARANTO	DE [mm]	DA [mm]	H [mm]	TIPO Type	MATERIAL										
					N	S	P	V	T	VF	N						S	P	V	T	VF						
R300347-1	7.90	16.00	6	GA	●								R250156	25.00	35.00	7	GA	●									
R550614	8.10	14.30	4.2	U'RING				●					R280415	25.00	40.00	8	GALG-BI	●									
R550447	8.40	16.00	6.5	GA	●								R560113	25.00	42.00	7	GALGHD		●	●							
R460215	9.50	16.00	4	GALGSR	●								R240415	26.00	42.00	8	G1ALGHD		●	●							
R550515	12.70	25.40	6.5	GAHI			●						R550660	26.00	42.00	8/17	EGALG	●									
R223543	13.00	21.90	5/6.5	ESP-GADUO							●		R350315	26.00	45.00	10	G1	●									
R240048	13.00	26.00	7	GALG	●								R902115	26.00	49.0	9.5/11	ESP		●								
R550051	13.00	26.00	9	GALG	●								R270515	27.00	37.00	7	G1ALGHD				●						
R250148	14.00	24.00	7	ESP	●								R860012	27.00	39.50	7	GALGHD		●								
R550451	15.00	26.00	7	GALG	●								R231313	27.00	42.00	8	G1ALGHD				●						
R300748	15.50	28.00	6/15	ESP	●								R470813	27.00	47.00	7	GALGHD				●						
R300048	15.70	23.81	4.76	GA SR	●								R550951	27.95	56.00	10	GALGHD		●								
R550648	16.00	22.80	4.8	GA	●								R570351	27.95	70.00	10	GALGHD		●								
R250448	16.00	24.60	9/20	ESP	●								R320013	28.00	38.00	7	GALGHD			●	●						
R450348	17.00	23.00	7	ESP	●								R300351	28.00	40.00	8	GALGHD	●									
R300749	17.00	28.00	7/10	GALGHD	●								R570913	28.00	42.00	5	GALGHD				●						
R550450	17.00	28.00	7/13	GAHD	●								R222313	28.00	42.00	7	GALGHI				●						
R280215	17.50	32.00	6	GALGHD	●		●	●					R450557	28.00	45.00	8	GAHD			●							
R220649	20.00	35.00	7/10.5	GAHD			●						R580013	28.00	47.00	5.5	GALGHD				●						
R240949	21.00	32.00	7.5	G1LGHD	●								R250151	28.00	47.00	8	GAHD	●									
R232430	21.00	35.22	9	ESP			●						R510012	28.50	41.25	6	GALGHD				●						
R300751	21.50	40.00	7	GAHD			●						R300051	28.58	41.20	6.2	G1HD	●									
R250652	22.00	35.00	8	GALG	●								R250660-1	29.80	50.00	10/13.5	G1ALGHD				●						
R250451	22.00	40.00	7/8.5	G2LGHD	●								R250660	29.80	52.00	10/13.5	G1ALGHI				●						
R560114	22.00	45.00	7	GALGHI			●	●					R200849	29.90	45.00	7	G1HD				●						
R220349	22.10	40.00	12/17	GALGHD	●								R460760	29.90	47.00	11.3	GALGRD c/f*				●						
R400213	22.22	34.92	6.35	GA	●								R550615	30.00	40.00	7	GAHD	●	●	●							
R400215	22.22	35.70	9.52	ESP-RD	●								R860013	30.00	40.00	7	GA-B		●	●							
R260251	22.80	40.00	7/8.5	G2LGHD			●						R260113	30.00	42.00	7	GALGHD				●	●					
R250457	23.00	37.00	13.5	ESP			●						R550413	30.00	42.00	8	GAHI	●	●	●							
R550550	24.00	36.00	8/12	GAHD	●								R150012	30.00	42.04	8	GALGHD	●									
R230448	24.00	46.50	10	ESP			●						R260112	30.00	43.00	8	G1ALGHD				●	●					

c/f Con Feltro
Con feltro/With Felt

RETENES RADIALES

OIL SEALS

RETENES POR Ø DE EJE - RETENTORES POR DIÂMETRO DO EIXO - DIAMETER HOLDERS OIL SEAL

REF. TARANTO	DE [mm]	DA [mm]	H [mm]	TIPO Type	MATERIAL							REF. TARANTO	DE [mm]	DA [mm]	H [mm]	TIPO Type	MATERIAL								
					N	S	P	V	T	VF	N						S	P	V	T	VF				
R900913	30.00	44.00	7	GALGHD		●							R950712	35.00	50.00	8	-	●							
R270614	30.00	44.00	8	GALGHI			●						R550412	35.00	50.00	9	GALGHD	●	●	●					
R240713	30.00	45.00	8	GALGHD	●	●							R520212	35.00	52.00	8	GALGHD		●						
R250255	30.00	45.00	8	GA	●								R520215	35.00	52.00	8	GALGHD		●						
R950512	30.00	46.00	8	GALGHD	●	●							R250158	35.00	52.00	8.8	G1	●							
R570614	30.00	47.00	6	GAHI		●							R240960	35.00	54.00	10/15	G1ALG-BI	●							
R260914	30.00	47.00	7	G1ALGHD		●	●						R810012	35.00	62.00	7	GALG-BI	●							
R340312	30.00	50.00	7.5	GALGRD			●						R926612	36.00	48.00	6							●		
R250413	30.00	52.00	7	GALGRD			●						R920012	36.00	49.00	7	GALGD			●					
R260313	30.00	52.00	7	G1ALGHD	●	●	●						R460213	36.00	50.00	8	GALGHD		●	●	●				
R252012	31.00	41.00	7	G1ALGHD			●						R550055	36.00	54.00	7	G1	●							
R270615	31.00	41.00	7	GALGHD			●						R550460	36.00	54.00	8/11	E-GALG c/f*	●							
R240012	31.00	50.00	8	GALGHD		●	●						R250257	36.00	68.00	10/13	GAHD	●							
R272213	31.00	55.00	7	G1ALGHD			●						R310812	36.51	52.48	8	GALGHD		●						
R200051	31.68	44.45	6.35	G1HD	●								R230513	37.00	47.00	10	GALGHD						●		
R230512	32.00	42.00	7	G1ALGHD			●	●					R520912	37.00	50.00	6	GALGHD		●						
R570512	32.00	44.00	6	GALGHD			●						R302212	37.00	50.00	8	GALGHD						●		
R981312	32.00	45.00	6			●							R230413	38.00	48.00	8	GALGHD	●							
R230412	32.00	45.00	6.5	GALGRD		●							R452113	38.00	50.00	6	GALGHD						●		
R910613	32.00	46.00	6	GALGHD		●							R242513	38.00	50.00	8	-						●		
R282513	32.00	47.00	7			●							R290912	38.00	50.00	8	G1ALGHD						●		
R220412	32.00	47.00	10	GALGHD		●	●						R320913	38.00	52.00	6	GALGHD						●		
R230113	32.00	47.00	10	GALG-BI		●	●						R250155	38.00	52.00	10	G1	●							
R950012	32.00	48.00	7	GALGHD	●	●							R200859	38.00	52.00	8.5/2.5	ESP-GALG	●							
R920014	32.00	50.00	8	GALGHD		●							R300755	38.00	58.50	7	GA-BI	●							
R450351	32.00	50.00	10	GAHD		●							R300050	38.10	60.30	12.5/19	ESP-RI	●							
R550012	32.00	50.00	10	GALGHD	●								R310256	38.10	63.55	12.7	GA	●							
R452015	32.00	52.00	7	GALGHI			●						R970012	38.50	58.00	11	GALGHD	●	●						
R250050	32.00	56.00	10	GALGHI	●								R210912	39.68	58.73	9.46	GALGRD	●							
R250256	32.54	51.43	9.92	GA	●								R300057	39.68	80.29	7/16	ESP-RD	●							
R320912	33.00	47.00	5	GALGHD			●						R540057	39.68	80.29	7/16	ESP-RD	●							
R300255	33.33	57.15	12.7	G2	●								R340112	39.95	62.00	7.4	GALGHD						●		
R900912	34.00	48.00	7	GALGHD		●							R280212	40.00	52.00	6	GALGHD			●	●				
R550455	34.00	52.00	7.5	GA	●								R420613	40.00	52.00	7	GALGHD			●					
R220150	34.92	56.00	10.7	GALGRI	●								R902112	40.00	52.00	7	GALGHD			●					
R420612	35.00	45.00	7	GALGHD		●							R220455	40.00	52.00	7.5	GALG	●							
R570612	35.00	47.00	5.5	GALGHD			●						R240455	40.00	52.00	8.5	E-GALG	●							
R550613	35.00	47.00	7	GAHD		●	●						R320055	40.00	55.00	6.5	G1SRLG	●							
R240013	35.00	48.00	7	GALGHD		●	●						R270713	40.00	55.00	7	G1ALGHD						●		
R300350	35.00	49.70	12.7	G1LGRI	●								R300358	40.00	55.00	8	GALG	●							
R470013	35.00	50.00	7	GALG-BI		●	●						R971512	40.00	55.00	8	GALGHD						●		
R520915	35.00	50.00	8	GALG	●								R310760	40.00	55.00	9	G1LG-BI	●	●						
R910513	35.00	50.00	8	GALGHD		●							R920013	40.00	55.00	9	GALGHD			●					

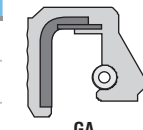
c/f Con Feltro
Con feltro/With Felt

RETENES RADIALES

OIL SEALS

RETENES POR Ø DE EJE - RETENTORES POR DIÂMETRO DO EIXO - DIAMETER HOLDERS OIL SEAL

REF. TARANTO	DE [mm]	DA [mm]	H [mm]	TIPO Type	MATERIAL							REF. TARANTO	DE [mm]	DA [mm]	H [mm]	TIPO Type	MATERIAL						
					N	S	P	V	T	VF	N						S	P	V	T	VF		
R250412	40.00	56.00	7	GALGRD	●	●						R922512	45.00	68.00	7	-		●	●				
R260312	40.00	56.00	7	G1ALGHD	●	●	●					R950412	45.00	68.00	12	GALG	●						
R450350	40.00	58.00	10	GAHI	●							R500112	45.00	68.00	10/16	GALGHD	●						
R460760-1	40.00	58.00	10	GALG-BI c/f ⁱ			●					R800513	45.00	75.00	10	G1ALGHI				●			
R250012	40.00	60.00	10	GAHD	●							R301712	45.00	63.8/77.6	10.8	G1ALGHD		●					
R470014	40.00	62.00	7	GALGHI				●				R360112	45.00	74.5/79.5	12/14.5	E-RD				●			
R340115	40.00	62.00	7.4	GALGHD			●	●				R272030	45.70	23.30	10.5	ESP				●			
PR320015	40.00	-	-	PORTA				●				R902512	46.00	58.00	7	GALGHD				●			
R220359	40.10	52.00	9	ESP-GALG	●							R310658	46.00	65.50	7/8.5	G1LG-BI		●					
R320313	42.00	53.00	7	GALGHD			●	●				R250757	46.00	78.00	10	G1LGHD		●					
R570412	42.00	54.00	6	GALGHD			●	●				R550459	46.43	69.78	12.3	GALG		●					
R250112	42.00	56.00	7	ESP-G1	●	●	●					R430013	46.70	62.00	9	GALGHD					●		
R250455	42.00	56.00	7	GA	●							R340712	47.00	63.40	8.8	GALGHD				●			
R300612	42.00	56.00	7	GAHD	●	●	●	●				R340412	47.00	65/80	15	E-G1LGHD				●			
R910612	42.00	60.00	7	GALGHD	●	●						R470015	47.50	62.00	7	GALGHI					●		
R450412-1	42.00	60.00	8	GALGHD			●					R330313	47.60	66.70	11.3	GALGRD					●		
R450012	42.00	60.00	10	GALGHD	●		●					R340512	47.62	65.07	7.95	G1LGHD						●	
R460212	42.00	62.00	7	GALGHD		●	●	●				R302715	47.63	63.50	8.5/12.3	GALGHD						●	
R800312	42.00	65.00	10	GALGHD			●	●				R300212	47.65	65.05	11.83	G1AHD		●		●			
R460712	42.00	66.00	8	GALGHD				●				R310252	47.70	73.10	12.7	ESP		●					
R500012	42.00	68.00	10/16	GALGHD	●							R320712	48.00	65.00	7.85	GALGHD		●					
R700912	42.00	72.00	10	GALG	●							R150011	48.00	65.00	10	GALGHI		●					
R300312	43.41	56.02	9.3	ESP-G1LGHD	●		●					R950212	48.00	65.00	10	GAHD				●	●		
R910512	44.00	60.00	7	GALGHI	●							R520812	48.00	68.00	11	GALGHD				●			
R950312	44.00	60.00	7	GALGHD		●	●					R900012	48.00	70.00	9	GALGHD		●		●			
R220158	44.45	53.97	4.67	GA	●							R902312	48.00	70.00	9	GALGHD			●				
R510412	44.45	57.15	9.5	GALGHD		●						R970312	48.00	70.00	12	GALGHD		●					
R300012	44.45	60.30	11.11	G1AHD	●		●					R220356	48.00	72.00	7/8.5	GALG		●					
R540912	44.45	61.95	9.52	GAHD	●							R550555	48.70	58.00	8.5	ESP		●					
R220112	44.45	63.50	9.52	GAHD	●	●	●					R460255	48.90	63.00	10.8/12.8	E-GALG-BI					●		
R200012	44.47	61.19	9.57	G1LGHD	●		●					R210012	49.20	65.09	12.7	GALGHD		●	●				
R220355	44.50	62.00	11	GALG-BI	●							R300258-1	49.22	63.62	7.26	ESP		●					
R570613	45.00	57.00	6.5	GALGHD			●	●				R300455	50.00	65.00	9	ESP-G1		●					
R510812	45.00	57.15	9.5	GALGHD			●					R240712	50.00	65.00	10	-		●					
R250258	45.00	59.00	10	G1	●							R550612	50.00	68.00	10	GALGRD				●	●		
R420614	45.00	60.00	7	GALGHI				●				R922312	50.00	68.00	9.5/12					●			
R450412-2	45.00	60.00	7	GALGHD			●					R270113	50.00	70.00	10	GALGRD				●	●		
R450158	45.00	60.00	10	GA	●							R300258	50.80	66.60	6.5	G1SRLG		●					
R450412	45.00	60.00	10	GALGHD	●		●					R550458	50.80	69.85	9.53	GA		●					
R450055	45.00	62.00	12	GA	●							R410912	50.90	69.80	9.5	GAHD		●					
R220358	45.00	65.00	8	GALG	●							R900812	51.00	70.00	11	GALGHD				●			
R250212	45.00	65.00	10	E-GAHD	●							R324713	51.00	65.00	7						●		
R351112	45.00	67.00	8	GALGHD			●					R520312	52.00	68.00	9.5	GALGHD					●		



GA



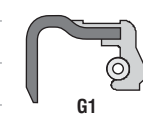
GALG



G1A



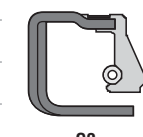
G1ALG



G1



G1LG



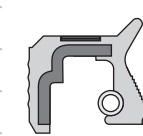
G2



G2LG



G1SRLG



GALGRI/D

c/f Con Filtro
Con feltro/With Felt

RETENES RADIALES

OIL SEALS

RETENES POR Ø DE EJE - RETENTORES POR DIÂMETRO DO EIXO - DIAMETER HOLDERS OIL SEAL

REF. TARANTO	DE [mm]	DA [mm]	H [mm]	TIPO Type	MATERIAL							REF. TARANTO	DE [mm]	DA [mm]	H [mm]	TIPO Type	MATERIAL										
					N	S	P	V	T	VF	N						S	P	V	T	VF						
R450055-1	52.00	75.00	12	GA	●									R922313	65.00	79.00	7	----		●							
R540012	52.38	81.02	11	GALGHD	●									R650112	65.00	85.00	13	G1ALGHD		●							
R450355	53.00	79.00	10	ESP	●									R350212	65.00	90.00	15	G1LGHD	●								
R220012	53.97	80.96	14.68	E-GARD	●									R330312	66.67	85.70	10	GALGRD			●						
R242512	54.00	82.00	11.45	-			●							R320012	66.67	89.30	10	GALGRD		●	●						
R270612	55.00	68.00	8	GALGHD				●						R330212	66.70	88.80	11/12.5	G1ALGHD		●							
R241515	55.00	70.00	8	GALGHI					●					R350957	68.00	85.00	10	GALGHD		●							
R270115	55.00	70.00	10	GALGHD						●				R360057	68.00	85.00	10	GALG	●								
R300759	55.00	70.00	6/10	ESP	●									R581813	70.00	85.00	7	GALGRD				●					
R700612	55.00	72.00	10	GALGHD	●									R260011	70.00	85.00	8	G1ALGHI		●							
R810151	55.00	75.00	9	G1LGHD							●			R570511	70.00	86.00	8	GALGHI				●					
R510512	55.00	81.00	15.8	G1LGHD			●	●						R971511	70.00	88.00	11	-		●							
PR231411	55.00	-	-	PORTA						●				R220311	70.00	90.00	10	GAHI		●							
R150211	55.95	69.1/70.7	10	GAHI	●									R270112	70.00	90.00	10	GALGHD		●	●						
R500412	56.00	80.00	10	GAHD				●						R550411	70.00	90.00	10	GALGHI	●	●							
R430012	57.00	71.00	9	GALGRD							●			R800012	70.00	90.00	15	G1LGHD		●							
R950511	57.00	77.00	10	GALGHI		●	●							PR270112	70.00	-	-	PORTA				●					
R850012	57.15	76.20	9.5	GALGHD	●		●							R800812	70.00	100.00	12.5/16							●			
R220013	57.15	80.98	11.5	GALGRD				●						R950311	72.00	96.00	9	GALGRI		●							
R420112	57.30	76.20	12.7	GALGHD	●									R270511	74.00	88.00	8	G1ALGRI				●					
R430015	57.50	74.00	8	GASRLG	●									R260111	74.00	90.00	10	G1ALGRI		●	●						
R950011	58.00	74.00	9.5	GALGHI				●						PR270511	74.00	-	-	PORTA				●					
R310458	58.95	76.00	9	G1SRLG	●									PR270711	74.00	-	-	PORTA				●					
R550655	60.00	70.00	9.1	ESP	●									PR271911	74.00	-	-	PORTA							●		
R500211-1	60.00	75.00	5	EXPAN		●								R870212	75.00	93.00	9/10	G1ALGRD				●	●				
R581812	60.00	75.00	7	GALGRD						●				R350858	75.00	95.00	13	GALG	●								
R990011	60.00	75.00	8	GALGHI				●						R350612	75.00	100.00	12	G1LGHDI			●						
R950711	60.00	78.00	10	GALGHI					●					R970011	75.00	100.00	13	GALGRI		●	●						
R940011	60.00	80.00	8	GALGHI		●								R700212	75.00	100.00	17	GALGHD	●								
R330012	60.30	82.50	11	G1HD				●						R200811	75.90	95.00	11.3	GALGH		●							
R400012	60.32	79.36	9.5	GALGHD	●		●	●						R241911	76.00	92.00	10	GALGRI			●						
R320111	60.45	76.18	10	GALGHI						●				R220111	76.20	95.22	9.32	GARI	●								
R260950	63.00	69.50	11	ESP				●						R510411	76.20	95.25	9.5	GALGHD		●							
R870012	63.50	79.50	9	G1ALGRD						●	●			R271511	78.00	100.00	9	GALGSRRI				●		●			
R200011	64.00	78.00	12	2 PARTES					●					R460511	78.00	100.00	10	G1ALGHI				●					
R200011-1	64.00	78.00	12	2 PARTES		●								R310412	78.00	100.00	13	GALGHD		●	●						
R200011-2	64.00	78.00	12	EXPAN		●								R351012	78.00	104.00	11	GASRRD C/F		●					●		
R450411-1	64.00	80.00	5	EXPAN		●								R860011	79.00	126.00	1.25	ESPHI		●							
R250111	64.00	80.00	8	G1ALGHI	●	●	●	●						PR320011	79.00	-	16	PORTA				●					
R250811	64.00	80.00	8	G1ALGHD	●		●	●						PR291011	79.00	-	-	PORTA				●					
R700112	64.00	85.00	12	GAHD	●									R330311	79.30	99.00	9.8	GALGHI				●					
R470012	64.00	88.00	6	GALGHD						●				R340111	79.30	93.00	9					●					
PR260911	64.00	81.50	8	PORTA							●			PR340111	79.30	-	-	PORTA				●	●	●			

c/f Con Feltro
Con feltro/With Felt

RETENES RADIALES

OIL SEALS

RETENES POR Ø DE EJE - RETENTORES POR DIÂMETRO DO EIXO - DIAMETER HOLDERS OIL SEAL

REF. TARANTO	DE [mm]	DA [mm]	H [mm]	TIPO Type	MATERIAL							REF. TARANTO	DE [mm]	DA [mm]	H [mm]	TIPO Type	MATERIAL								
					N	S	P	V	T	VF	N						S	P	V	T	VF				
R300611	79.38	95.25	11.11	GAHI			•	•					R460211	90.00	110.00	7	GALGRI				•				
R520811	80.00	96.00	9	GALGRI			•						R971811	90.00	110.00	8.5	-		•						
R910511	80.00	96.00	9	GALGHI		•							R460211-1	90.00	110.00	10	GALGRI					•			
R950611	80.00	96.00	9	GALGRI			•						R550611	90.00	110.00	13	GALGRI				•	•			
R240411	80.00	98.00	10	G1ALGRI			•	•					R270111	90.00	115.00	13	GALGHI						•		
R570011	80.00	100.00	8	GALGRI							•		R500411	90.00	120.00	12	G1ALGHI					•			
R250211	80.00	100.00	10	GALGHI	•	•	•						PR370011	90.00	-	-	PORTA								•
R810115	80.00	100.00	12	G1LG-BI							•		R520911	91.00	111.00	9	GALGHI			•					
R950411	80.00	100.00	12	GALGHI		•							R330511	91.00	111.00	10	G1ALGRI			•				•	
R550811	80.00	100.00	13	GARI			•	•					R300411	91.50	106.50	5.5	ESP-GARI			•		•			
R902311	80.00	100.00	13	GALGHI		•	•						R290611	91.50	114.80	12.5				•					
R970311	80.00	105.00	13	GALGHI		•	•						R321811	92.00	106.00	5	2 PARTES					•			
PR320911	80.00	-	-	PORTA							•		R302511	92.00	107.58	9.5	G1ARI								•
PR340314	80.00	-	-	PORTA			•						R300311	92.00	108.00	9.8	GAHI					•			
R300711	82.00	105.00	12	GALGHI			•						R581811	93.00	108.00	7	GALGRI								•
R902111	84.00	104.00	11	GALGRI			•						R351111	93.00	114.00	13	GALGHI								•
R903411	84.00	117.00	8.5	GALGRI							•		PR270911	93.00	-	-	PORTA								•
PR233311	84.00	-	-	PORTA									PR351211	93.00	-	-	PORTA								•
PR901511	84.00	-	-	PORTA							•		R321111	95.00	114.50	9.5	GALGHI			•					
R560111	85.00	105.00	8	GALGRI			•	•					R340911	95.00	114.50	11	GALGRI								•
R910611	85.00	105.00	10	GAHI	•								R922211	95.00	115.00	9.5	GALGHI			•					
R560611	85.00	105.00	11	GALGRI				•					R280111	95.00	115.00	12	GALGRI								•
R220411	85.00	105.00	12	GALGRI			•	•			•		R351155	95.00	115.00	13	GALG-BI			•					
PR221711	85.00	-	-	PORTA							•		R242111	95.00	115.00	12.5	GALGHI			•					
PR230211	85.00	-	-	PORTA							•		R240711	95.00	118.00	8.5	GALGHI			•		•			
PR231211	85.00	-	-	PORTA									R350258	95.00	130.00	13	G2LG			•					
PR907611	85.00	-	-	PORTA			•						R570611	98.00	110.00	7	GALGRI								•
PR224011	85.00	-	-	PORTA									R324711	98.00	110.00	9.5									•
PR231211	85.00	-	-	PORTA									R470011	98.00	120.00	7	GALGHI								•
PR232411	85.00	-	-	PORTA									PR521911	98.00	-	-	PORTA								•
PR232911	85.00	164/152	10.5	PORTA							•		R290711	99.00	114.00	11	GALGRI								•
PR472111	85.00	-	-	PORTA	•								PR430011	99.45	-	-	PORTA								•
R300911	85.70	100.00	5.5	E-GARI	•	•	•						R270311	100.00	118.00	10	GALGHI								•
R300011	85.70	102.62	9.73	GAHI				•					R350458	100.00	120.00	13	G2LG			•					
R240311	85.90	104.00	11	GALGRI				•	•				R650912	100.00	120.00	15	GALGHD					•			
R300911-1	86.00	100.00	5.5	EXPAN		•							R350958	100.00	125.00	12	G1A-BI			•					
R280211	87.00	100.00	8.5	GALGRI							•		R360812	100.00	130.00	11	GALGRD								•
R320311	88.00	108.00	10	GALGRI							•		R930111	100.00	135/140	15	GALGHI			•					
R301711	88.00	108.00	11	GAHI							•		R900811	101.57	125.00	13	GALGHI			•					
PR302211	88.00	-	-	PORTA									R850511	101.60	127.00	7.94	GALGHI					•			
R420611	88.90	105.00	9.5	GARI				•					R850512	101.60	127.00	12.7	GALGHD					•			
R240211	90.00	104.00	11	GALGRI			•	•					R360012	105.00	130.00	12	G1ALGRD								•
R350211-1	90.00	106.00	7.5	EXPAN		•							PR302011	105.00	-	-	PORTA								•

c/f Con Filtro
Con feltro/With Felt

RETENES POR Ø DE EJE - RETENTORES POR DIÂMETRO DO EIXO - DIAMETER HOLDERS OIL SEAL

REF. TARANTO	DE [mm]	DA [mm]	H [mm]	TIPO Type	MATERIAL							
					N	S	P	V	T	VF		
R310411	110.00	130.00	13	GALGHI			●	●				
R350255	110.00	140.00	13	G2LG	●							
R650212	110.00	140.00	16	GALGHD		●						
R200311	112.50	130.00	11	G1ALGRI			●					
R360811	113.00	140.00	12	GALGRI				●				
R800311	114.00	135.00	13	G1ALGRI					●			
PR270111	114.00	-	-	PORTA					●			
PR291611	115.00	99.00	10	PORTA						●		
R351011	115.00	140.00	13	G1ASRRI c/f*			●					
R650111	115.00	140.00	16	G1ALGHI			●					
R210011	118.00	143.00	13	GARI	●							
R360011	120.00	140.00	13	G1ALGRI						●		
R350455	120.00	145.00	15	G2LG	●							
R850011	120.65	146.07	12.7	GALGRI			●					
R330011	122.20	140.80	12	GALGHI					●			
R350955	125.00	150.00	15	G2LG-BI	●							
R870011	130.00	150.00	12/13	GALGRI				●	●	●		
R800811	130.00	155.00	12.5/16								●	
R330411	130.00	160.00	12	G1ALGRI					●			
R810111	130.00	160.00	15	GALGRI						●		
R400211	133.35	158.75	11/13	GALGRI			●	●				
R800511	140.00	165.00	13	G1ALGRI				●				
R650411	150.0	172.00	18.3	GAHI		●						
R800055	180.00	200.00	12	G1ALG	●							
R510511				2 MITADES			●					



GA



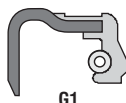
GALG



G1A



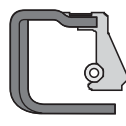
G1ALG



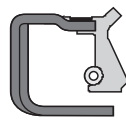
G1



G1LG



G2



G2LG



G1SRLG



GALGRI/D

EL MISMO RETEN FABRICADO EN DISTINTOS CAUCHOS

Aconsejamos el uso prioritario de los materiales recomendados en las aplicaciones y referencias originales de nuestro catálogo.

Con el propósito de ofrecer un mejor servicio atendiendo las preferencias de diferentes mercados y clientes, algunos retenes de nuestro catálogo se fabrican también en materiales alternativos.

Si el material recomendado no se ajusta a sus necesidades, le sugerimos que consulten la lista de retenes TARANTO, clasificados por dimensiones, para verificar si la misma pieza puede ser suministrada en otro caucho.

O MESMO RETENTOR FABRICADO EM DIFERENTES MATERIAIS

Recomendamos o uso prioritário dos compostos indicados nas aplicações e referências originais do nosso catálogo.

Com o intuito de oferecer melhor serviço atendendo as preferências de diferentes mercados e clientes, alguns retentores de nosso catálogo são fabricados em materiais alternativos.

Se o material recomendado não se ajusta a suas necessidades sugerimos que consultem a lista de retentores TARANTO, classificados por dimensão para verificar se a mesma peça pode ser fornecida em outra borracha.

THE SAME OIL SEAL MANUFACTURED IN VARIOUS RUBBERS

It is suggested, as a priority, the use of the materials recommended in the applications and original references (OEM) of our catalogue.

However in order to offer a better service and to assist the preferences of different markets and customers some oil seals of our catalogue are also manufactured with alternative materials.

If the recommended material does not meet your requirements, you should consult TARANTO oil seal list classified by dimensions, to confirm if the same piece can be supplied in another rubber.

DISEÑO

La constante mejora de nuestros retenes produjo cambios en el diseño tales como:

- a Modificación de diseño externo:**
Facilita el montaje y asegura el agarre.
- b Labios desplazados:**
Permiten trabajar el labio en una parte del eje no utilizada hasta el momento.
- c Diseño de labio:**
Se potenció el uso de la rosca como sello hidrodinámico.

PROJETO

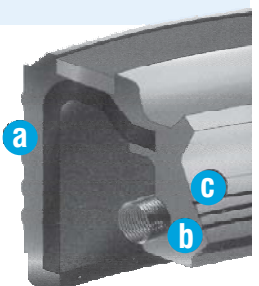
A constante melhora de nossos retentores produziu mudanças de projeto como:

- a Modificação de desenho externo:**
Facilita a montagem e assegura o alojamento.
- b Lábios deslocados:**
Permite que o lábio trabalhe em uma parte do eixo ainda não utilizada.
- c Desenho do lábio:**
Aumentou a utilização da rosca como vedação hidrodinâmica.

DESING

The steady improvement of our oil seals produced changes in desing such as:

- a Changes in external design:**
Making assembly easier and ensuring housing.
- b Displaced Lips:**
Allowing the lip to work in a part of shaft not used so far.
- c Lip Design:**
The use of thread as hydrodynamic seal was potentialized.



c/f Con Feltro
Con feltro/With Felt

RETENES RADIALES - RUEDA / TRANSMISION

OIL SEAL - WHEEL OIL SEALS / TRANSMISSION

RETENES POR Ø DE EJE - RETENTORES POR DIÂMETRO DO EIXO - DIAMETER HOLDERS OIL SEAL

REF. TARANTO	DE [mm]	DA [mm]	H [mm]	TIPO Type	MATERIAL							REF. TARANTO	DE [mm]	DA [mm]	H [mm]	TIPO Type	MATERIAL										
					N	S	P	V	T	VF	N						S	P	V	T	VF						
R250652	22.00	35.00	8	GALG	●								R350258	95.00	130.00	13	G2LG	●									
R250156	25.00	35.00	7	GA	●								R350458	100.00	120.00	13	G2LG	●									
R550660	26.00	42.00	8/17	EGALG	●								R350958	100.00	125.00	12	G1A-BI	●									
R250660-1	29.80	50.00	10/13.5	G1ALGHI		●							R350255	110.00	140.00	13	G2LG	●									
R250660	29.80	52.00	10/13.5	G1ALGH		●							R350455	120.00	145.00	15	G2LG	●									
R200849	29.90	45.00	7	G1HD	●								R350955	125.00	150.00	15	G2LG-BI	●									
R460760	29.90	47.00	11.3	GALGRD <i>c/f</i>		●							R800055	180.00	200.00	12	G1ALG	●									
R250255	30.00	45.00	8	GA	●								TRANSMISIÓN - TRANSMISSION														
R250256	32.54	51.43	9.92	GA	●								R300347	7.90	16.00	6	GA	●									
R300255	33.33	57.15	12.7	G2	●								R550447	8.40	16.00	6.5	GA	●									
R550455	34.00	52.00	7.5	GA	●								R240048	13.00	26.00	7	GALG	●									
R250158	35.00	52.00	8.8	G1	●								R550051	13.00	26.00	9	GALG	●									
R240960	35.00	54.00	10/15	G1ALG-BI	●								R250148	14.00	24.00	7	ESP	●									
R550055	36.00	54.00	7	G1	●								R550451	15.00	26.00	7	GALG	●									
R550460	36.00	54.00	8/11	E-GALG <i>c/f</i>	●								R300748	15.50	28.00	6/15	ESP	●									
R200859	38.00	52.00	8.5/2.5	ESP-GALG	●								R300048	15.70	23.81	4.76	GA SR	●									
R250155	38.00	52.00	10	G1	●								R550648	16.00	22.80	4.8	GA	●									
R300755	38.00	58.50	7	GA-BI	●								R250448	16.00	24.60	9/20	ESP	●									
R310256	38.10	63.55	12.7	GA	●								R450348	17.00	23.00	7	ESP	●									
R220455	40.00	52.00	7.5	GALG	●								R300749	17.00	28.00	7/10	GALGHD	●									
R240455	40.00	52.00	8.5	E-GALG	●								R550450	17.00	28.00	7/13	GAHD	●									
R320055	40.00	55.00	6.5	G1SRLG	●								R220649	20.00	35.00	7/10.5	GAHD		●								
R300358	40.00	55.00	8	GALG	●								R240949	21.00	32.00	7.5	G1LGHD	●									
R310760	40.00	55.00	9	G1LG-BI	●								R300751	21.50	40.00	7	GAHD		●								
R460760-1	40.00	58.00	10	GALG-BI <i>c/f</i>		●							R250451	22.00	40.00	7/8.5	G2LGHD	●									
R220359	40.10	52.00	9	ESP-GALG	●								R200349	22.10	40.00	12/17	GALGHD	●									
R250455	42.00	56.00	7	GA	●								R260251	22.80	40.00	7/8.5	G2LGHD		●								
R220158	44.45	53.97	4.57	GA	●								R250457	23.00	37.00	13.5	ESP		●								
R220355	44.50	62.00	11	GALG-BI	●								R550550	24.00	36.00	8/12	GAHD	●									
R250258	45.00	59.00	10	G1	●								R550951	27.95	56.00	10	GALGHD		●								
R450158	45.00	60.00	10	GA	●								R570351	27.95	70.00	10	GALGHD		●								
R450055	45.00	62.00	12	GA	●								R250151	28.00	47.00	8	GAHD	●									
R220358	45.00	65.00	8	GALG	●								R300351	28.00	40.00	8	GALGHD	●									
R310658	46.00	65.50	7/8.5	G1LG-BI	●								R450557	28.00	45.00	8	GAHD		●								
R550459	46.43	69.78	12.3	GALG	●								R300051	28.58	41.20	6.2	G1HD	●									
R310252	47.70	73.10	12.7	ESP	●								R200849	29.90	45.00	7	G1HD		●								
R220356	48.00	72.00	7/8.5	GALG	●								R200051	31.68	44.45	6.35	G1HD	●									
R550555	48.70	58.00	8.5	ESP	●								R250050	32.00	56.00	10	GALGHI	●									
R460255	48.90	63.00	10.8/12.8	GALG		●							R450351	32.00	50.00	10	GAHD		●								
R300258-1	49.22	63.62	7.26	ESP	●								R220150	34.92	56.00	10.7	GALGRI	●									
R300455	50.00	65.00	9	ESP-G1	●								R300350	35.00	49.70	12.7	G1LGRI	●									
R300258	50.80	66.60	6.5	G1SRLG	●								R250257	36.00	68.00	10/13	GAHD	●									
R550458	50.80	69.85	9.53	GA	●								R300050	38.10	60.30	12.5/19	ESP-RI	●	●								
R450055-1	52.00	75.00	12	GA	●								R300057	39.68	80.29	7/16	ESP-RD	●									
R450355	53.00	79.00	10	ESP	●								R450350	40.00	58.00	10	GAHI	●	●								
R300759	55.00	70.00	6/10	ESP	●								R250757	46.00	78.00	10	G1LGHD	●									
R310458	58.95	76.00	9	G1SRLG	●								R260950	63.00	69.50	11	ESP		●								
R550655	60.00	70.00	9.1	ESP	●								R350957	68.00	85.00	10	GALGHD			●							
R350858	75.00	95.00	13	GALG	●								R360057	68.00	85.00	16	GALG	●									
R351155	95.00	115.00	13	GALG-BI	●																						

c/f Con Filtro
Con feltro/With Felt



taranto



Junta Tapa de Cilindros Taranto.

Las juntas están diseñadas para superar las exigencias de presión y temperatura que producen los motores de última generación.

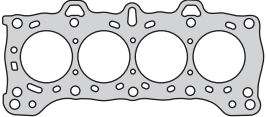

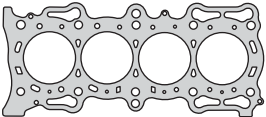

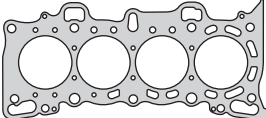


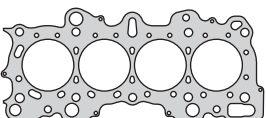

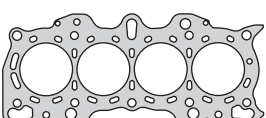

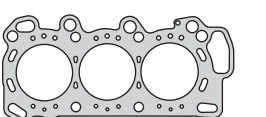

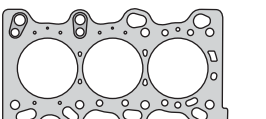

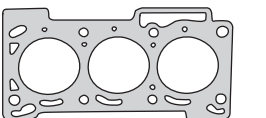



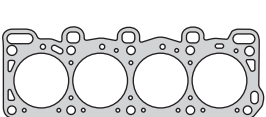


- ▶ Eliminación del retorque en juntas 07 y 08.
- ▶ Mayor resistencia mecánica y térmica.
- ▶ Compuestos sellantes especiales que aseguran la máxima estanqueidad.
- ▶ Superficie sellante antiadherente que no daña las partes metálicas del motor.
- ▶ Ahorro de mano de obra, evita trabajos adicionales.
- ▶ Utilización de materiales ecológicos.



JUNTA TAPA DE CILINDROS

CYLINDER HEAD GASKETS

ACURA

	Código Code	Q	≠	Kit Bulón Bolt Set	Aplicación Application	Motor Engine	Juego
	860507	75.5	1.65		Integra 1986/89	1590cc. D16A1 110HP Ø75 (DOHC) 16V	860500-R  pág. 22
	860908	86.0	0.80		CL VTEC 1997/98	2156cc. 3F22B8 150HP Ø80 (SOHC) 16V	860900-R  pág. 26
	863008	76.0	0.75	B863000  HAS14038	EL 2000/...	1396cc. D14Z1/Z2 90HP Ø75 (SOHC) 16V	863000-R MLS  pág. 40
	863308	81.5	0.70		Integra VTEC 1992/93 Integra, Integra Coupe 1993/01	1678cc. B17A1 160HP Ø81 1797cc. F18C1/C2 170/200HP Ø81 (DOHC) 16V	863300-R MLS  pág. 43
	864008	81.5	0.65		Integra GS/RS/LS 1995/95	1834cc. B18B1 140HP Ø81 (DOHC) 16V	864000-R MLS  pág. 50
	864808	87.0	0.60		CL VTEC 1997/98	2997cc. J30A1 203HP Ø86 (SOHC) 24V V6	864800-R MLS  pág. 58
	864907	91.0	1.70		Legend 1991/96	3206cc. C32A1 205HP Ø90 (SOHC) V6 24V	864900-R  pág. 59
ASIA MOTORS							
	900705	77.0	1.70		Towner 1993/...	843cc. CD 40HP (SOHC) 6V Ø70	900700-R  pág. 01
	900805	98.0	1.40		Topic, Hi-Topic 1993/... DIESEL	2701cc. SS 75HP (OHV) 8V Ø96	900800-R  pág. 02
	900905 - 900907	89.0 89.0	1.40 1.40	B900900  HAD14038	Roesta 1993/... DIESEL	2184cc. R2 72HP Ø86	900900-R  pág. 99

JUNTA TAPA DE CILINDROS

CYLINDER HEAD GASKETS

CHERY

	Código Code	Q	≠	Kit Bulón Bolt Set	Aplicación Application	Motor Engine	Juego
	993007	74.0	1.40		QQ 2003/...	796cc. SQR 372 F 70HP Ø72 (DOHC) 12V	993000-R 🚗 pág. 03
	993107 993108	73.5 73.5	1.30 0.95		QQ3, IQ, Sweet	1097cc. SQR 472 F 90HP Ø72 (DOHC) 16V	993100-R MLS 🚗 pág. 04
	993208	85.0	0.45		Tiggo 2010/...	1971cc. Acteco S9R 484F 125HP Ø83.5 (DOHC) 16V	993200-R MLS 🚗 pág. 05
	993407	74.0	1.70		Face 2011/...	1297cc. 473 H 83HP Ø73 (DOHC) 16V	993400-R 🚗 pág. 06

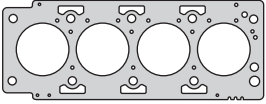


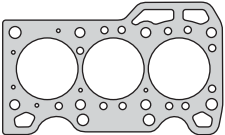


DAEWOO

	240407 240408	80.5 80.5	1.40 1.40	B240400 🚗 HAE12038	Cielo, Espero 1994/97 Lemans, Racer 1989/...	1498cc. G15MF 78/75HP Ø76.5 1598cc. OHC 75HP Ø79 (SOHC) 8V	240400-R 🚗 pág. 35
	241507	88.0	1.30	B240000 🚗 HAT55055 HAT55100	Aranos, Espero, Prince 1993/97 Leganza 1997/... Espero, Prince 1993/97, Leganza 1997/... Magnus 2001/..., Espero, Lemans, Prince, Leganza MPFI/TBI 1991/...	1796cc. C18LE 95HP Ø86 1998cc. C20LE 97/105HP C20NE 110/116HP (SOHC) 8V Ø86	940100-R 🚗 pág. 08
	241507	88.0	1.30	B240000 🚗 HAT55055 HAT55100	Lemans, Racer 1989/97, Aranos 1995/... Nubira II 1999/...	1998cc. C20LE - C20NE 97/110/116 (SOHC) 8V Ø86	241500-R 🚗 pág. 44
	280707	88.0	1.30	B280700 🚗 HAT55055 HAT55100	Leganza 1997/..., Nubira1997/..., Nubira II 1999/..., Magnus 2001/... Leganza 1998/...	1998cc. X20SED 134/136/148HP Ø86 2198cc. X20SED 140HP Ø86 (DOHC) 16V	280700-R 🚗 pág. 75
	282507	70.0	1.40	B282500	Matiz 2003/06 Kalos 2002/...	995cc. B10S 63HP Ø68.5 1148cc. F12S3 71/72HP Ø68.5 (SOHC) 8V	282500-R 🚗 pág. 91
	290107 290108	80.5 80.0	1.20 0.50	B290100 🚗 HAS13038	Kalos 2004/... Nubira 2003/05 - Lacetti 2004/...	1399cc. F14 D3 94HP Ø77.9 1598cc. F16 D3 109HP Ø79 (DOHC) 16V	290100-R 🚗 pág. 94

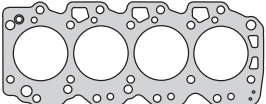


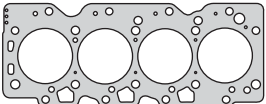


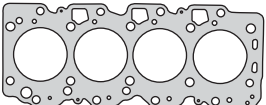


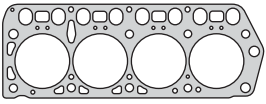

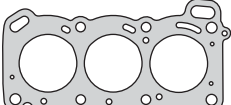

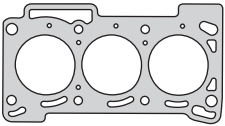

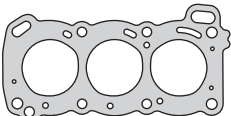

JUNTA TAPA DE CILINDROS

CYLINDER HEAD GASKETS

DAEWOO

	Código Code	Q	≠	Kit Bulón Bolt Set	Aplicación Application	Motor Engine	Juego
	291108-1M	89.0	1.10	B291100	Epica 2006/..., Captiva Toscana 2007/... DIESEL	1991cc. Z20S 150HP Ø83 (SOHC) 16V	2911010-R  pág. 102
	291108-2M	89.0	1.20	 HAD14038			
	291108-3M	89.0	1.30	HAD14038			
	940007	70.0	1.70	B940000  HAS14038	Matiz 1998/..., Tico 1996/... Damas 1981/..., Spark 2003/06	796cc. F8CV 52HP Ø68.5 (SOHC) 6V	940000-R  pág. 07



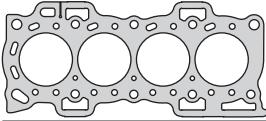

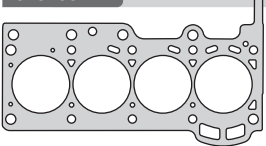

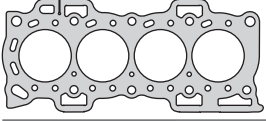



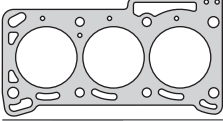

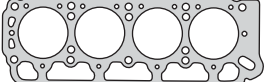

DAIHATSU

	900205	87.0	1.40	B900200  HAD14038	Delta Wide 1982/... DIESEL	1839cc. 1C 84HP Ø83 (SOHC) 8V	900200-R  pág. 335
	900405	101.3	1.70		Delta 1980/88	2977cc. B 85HP Ø95 (OHV) 8V	
	920407-1M	87.0	1.30	B900200  HAD14038	Delta Wide D/TD 1985/91 DIESEL	1975cc. 2C/2CT 73/91HP Ø86 (SOHC) 8V	920400-R  pág. 338
	920407-1M	87.0	1.40				
	920407-1M	87.0	1.50				
	920408	87.0	1.40				
	920507	84.0	1.60	B900200  HAD14038	Delta Wide 1983/88 DIESEL	1839cc. 1C 68HP Ø83 (SOHC) 8V	920500-R  pág. 339
	920508	84.0	1.40				
	923507	93.5	1.76		Rocky 1993/01	2237cc. 4Y 88HP Ø91 (OHV) 8V	923500-R  pág. 352
	948007	70.5	1.75		Mira 1992/96, Coure 1984/95	659cc. EF 47HP Ø68 846cc. ED 41HP Ø68 (DOHC) 6V	948000-R  pág. 09
	948107	75.5	1.70		Hi-Jet 1986/89, Van 850 1991/...	843cc. CD 39HP Ø70 (SOHC) 6V	948100-R  pág. 10
	948207	69.0	1.65		Coure 1986/99, Mira 1986/95	846cc. ED10 41HP Ø66.6 (SOHC) 6V	948200-R  pág. 11

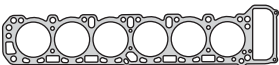
JUNTA TAPA DE CILINDROS

CYLINDER HEAD GASKETS

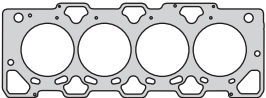





DAIHATSU

	Código Code	Q	≠	Kit Bulón Bolt Set	Aplicación Application	Motor Engine	Juego
	948308	73.5	2.05		Move, Coure 1998/02, Sirion 2002/...	989cc. EJ-DE 56HP Ø72 (DOHC) 12V	948300-R MLS  pág. 12
	948607	76.5	1.70		Charade 1988/...	1295cc. HC 84/90HP Ø76 1589cc. HDE 105HP Ø76 (SOHC) 16V	948600-R  pág. 13
	948708	73.0	0.30		YRV 2000/07	1298cc. K3-VET 140HP Ø72 (DOHC) 16V	948700-R MLS  pág. 14
	949007	77.0	1.65		Charade 1988/...	1295cc. HC 84/90HP Ø76 (SOHC) 6V	949000-R  pág. 15
	950005 - 950007	74.0 74.0	1.40 1.40		55 Wide Cab, Max Cuore Cab Van 1977/...	547cc. AB - 20/30 27HP Ø71.76 (SOHC) 4V	950000-R  pág. 16
	950105 - 950107	77.0 77.0	1.40 1.40		Charade 1981/...	993cc. CB - CB 12/37 40HP Ø76 (SOHC) 6V	950100-R  pág. 17
	970005	88.0	1.40		Charmant 1978/80 Delta Wide 1978/80	1588cc. 2T 74HP Ø85 1770cc. 13T 95HP Ø85 (OHV) 8V	970000-R  pág. 381

DATSUN

	950905	88.5	1.40		280 ZX	2753cc. L28E/ET 17HP0 Ø86 (SOHC) 12V	
--	--------	------	------	--	--------	---	--

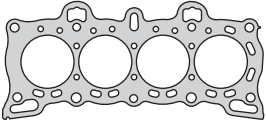


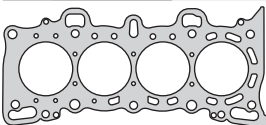


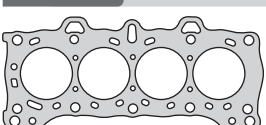





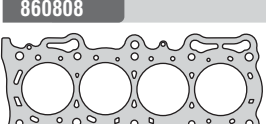

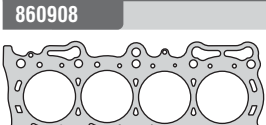

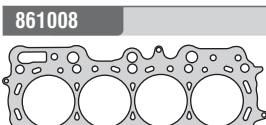

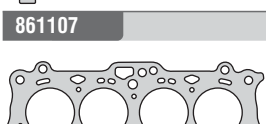

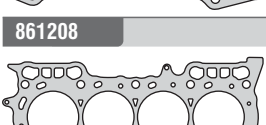


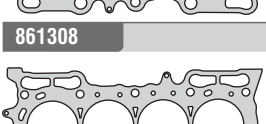


HONDA

	860207	86.0 86.0 86.0	1.05 1.20 1.40	B860200  HAE14038	Civic TD 1997/99, Accord TD 1996/00 DIESEL	1994cc. 20T2R - 20T2N 86/105HP (SOHC) 8V Ø84.5	860201-R  pág. 19
	860208	86.0 86.0 86.0	1.10 1.20 1.35	B860200  HAE14038	Civic TD 1997/99, Accord TD 1996/00 DIESEL	1994cc. 20T2R - 20T2N 86/105HP (SOHC) 8V Ø84.5	860201-R  pág. 19

JUNTA TAPA DE CILINDROS

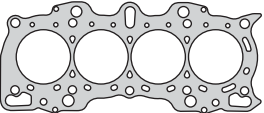

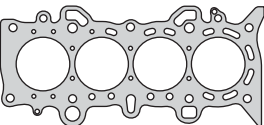

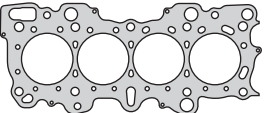

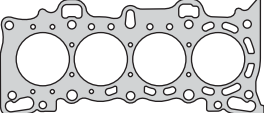

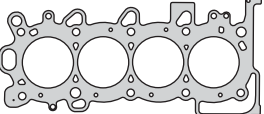

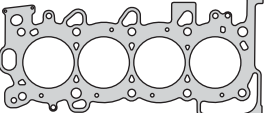

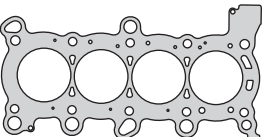



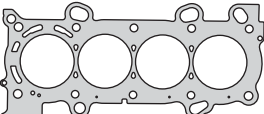

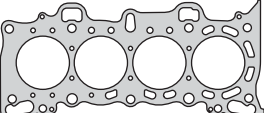


CYLINDER HEAD GASKETS

HONDA

	Código Code	Q	≠	Kit Bulón Bolt Set	Aplicación Application	Motor Engine	Juego
	860307	76.5	1.30	B860300  HAS14038	Civic CVCC 1987/90 CRX 1988/91	1343cc. D13B1/B2 75/90HP Ø75 1493cc. D15B6 90HP Ø75 (SOHC) 16V	860300-R  pág. 20
	860407 860408	76.0 76.0	1.30 0.72	B860400  HAS14038	Civic Coupe VTEC 1994/95 Civic Del Sol VTEC, Civic VTEC 1991/97 CRX VTEC 1992/95	1590cc. D16Z6 - D16Z7 - D16Z9 125HP Ø75 (SOHC) 16V	860400-R  pág. 21
	860507	75.5	1.65		Civic CRX, Integra 1985/87	1590cc. ZC1 - ZV 120HP Ø75 (DOHC) 16V	860500-R  pág. 22
	860607	78.0	1.40		Accord 1980/81 Prelude, Accord 1980/81	1602cc. EP 90HP Ø77 1750cc. EK 95HP Ø77 (SOHC) 8V	860600-R  pág. 23
	860707	78.0	1.30		Accord, Quinet 1981/... Accord, Prelude, Vigor 1982/...	1602cc. EP 90HP Ø77 1750cc. EK - EL 97HP Ø77 (SOHC) 12V	860700-R  pág. 24
	860808	86.0	1.20		Accord 1993/...	1850cc. F18A3 116HP Ø85 1997cc. F20Z1 131HP F20Z2 116HP 16V Ø85 (SOHC) 16V	860800-R  pág. 25
	860908	86.0	0.80		Accord VTEC 1999/... Accord VTEC 1998/..., Accord Coupe VTEC 1998/..., Accord Aerodeck, Coupe 1994/97 Prelude VTEC, Accord Wagon 1994/98 Accord Aerodeck, Coupe, Wagon 1994/97	1850cc. F18B2/B3 136HP Ø85 1997cc. F20B3 137HP - F20B5 F20B6 147HP Ø85 2156cc. F22B1 130/145/150HP F22B4/B5/B8 150HP (SOHC) 16V Ø85	860900-R  pág. 26
	861008	87.5	1.35		Accord, Prelude 1992/96	2259cc. H23A1/2/3 158/160HP Ø87 (DOHC) 16V	861000-R  pág. 27
	861107	74.0	1.26		Civic 1975/79 Civic 1975/79 Civic Van 1979/82, Civic, Ballade 1982/...	1169cc. EB1 60HP Ø70 1238cc. EB2/3 60HP Ø72 1335cc. EN 70HP Ø72 (SOHC) 8V	861100-R  pág. 28
	861208	87.6	0.93	B861200  HAS14038	Prelude VTEC 1993/96, Accord 1991/98	2157cc. H22A1/A2 185HP Ø87 (DOHC) 16V	861200-R  pág. 29
	861308	88.0	0.78	B861300	Prelude VTEC 1997/... Prelude Type VTEC 1997/00 Accord Typer R 1998/...	2157cc. H22A4/A6/A8 185HP H22A5 195HP 16V Ø87 2157cc. H22A7 212HP Ø87 (DOHC) 16V	861300-R  pág. 30 861500-R  pág. 32

JUNTA TAPA DE CILINDROS

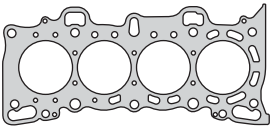

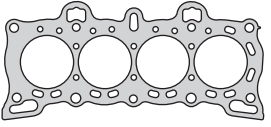


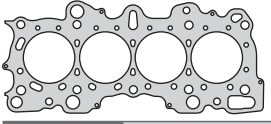

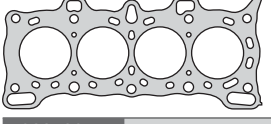

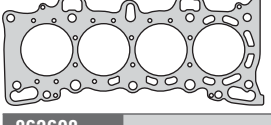

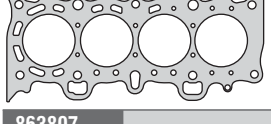



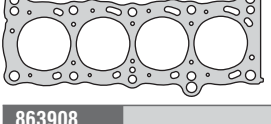

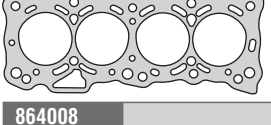





CYLINDER HEAD GASKETS

HONDA							
	Código Code	Q	≠	Kit Bulón Bolt Set	Aplicación Application	Motor Engine	Juego
	861408	76.5	1.30		CR-V 1997/98, CR-V 1999/...	1973cc. B20B2/B3 128HP B20Z1/Z3/Z9 128/147HP Ø84 (DOHC) 16V	861400-R  pág. 31
	861608	75.5	0.75		Civic Coupe 2001/05	1668cc. D17A8 125HP Ø75 (SOHC) 16V	861600-R  pág. 33
	861908	81.5	0.70		Civic VTEC 1999/02	1595cc. B16A2 150/160HP Ø81 (DOHC) 16V	861900-R MLS  pág. 34
	862208	76.0	0.65	B863000  HAS14038	Logo 1999/02	1343cc. D13B7 65HP Ø75 (SOHC) 8V	
	862307 862308	74.0 73.5	1.20 0.90		Fit BR 2003/..., City 2004/..., Jazz 2005/...	1339cc. I-DSI Twin Spark - L13A3/A5 (SOHC) 8V 82HP Ø73	862300-R  pág. 35
	862507 862508	74.0 74.0	1.20 0.90		Fit VTEC 2007/..., Jazz VTEC 2006/... City VTEC 2005/...	1496cc. L15A1 81/107HP L15A6 105HP Ø73 (SOHC) 16V	862500-R  pág. 36
	862708	82.0	0.75		Civic Sedan, Coupe 2006/11	1799cc. R18A1/A2 140HP Ø81 (SOHC) 16V	862700-R MLS  pág. 37
	862807 862808	87.0 87.5	1.20 0.60		CR-V 2002/06, Civic VI/VII VTEC 2003/... Integra VTEC 2002/... CR-V EX/LX/SE VTEC 2002/06 CR-V II VTEC 2002/06 CR-V III VTEC 2007/...	1998cc. K20A (I-VTEC) 150HP K20A3 155/160HP Ø86 2354cc. K24A1 160/170HP Ø86 (DOHC) 16V	862800-R MLS  pág. 38
	862907 862908	87.0 87.5	1.20 0.70		Accord, Accord Tourer 2003/06 Stepwagon VTEC 2005/...	1998cc. K20A6 155HP Ø86 (DOHC) 16V	862900-R MLS  pág. 39
	863008	76.0	0.80	B863000  HAS14038	Civic 2000/... Civic VTEC-E 1995/97 - Civic VTEC 1996/... Civic Aerodeck VTEC 1998/... Civic CX/DX/LX/SI/HX/EX - Civic del Sol Civic coupe - CRX - Civic VTEC-E 1996/...	1396cc. D14Z1/Z2 90HP Ø75 1493cc. D15Z3/Z6/Z8 89/114HP Ø75 1590cc. D16Y2/Y6/Y7 116/114HP D16Y5/Y8 115/125HP Ø75	863000-R MLS  pág. 40

JUNTA TAPA DE CILINDROS

CYLINDER HEAD GASKETS

HONDA

	Código Code	Q	\approx	Kit Bulón Bolt Set	Aplicación Application	Motor Engine	Juego
	863008	76.0	0.80		CRX 1988/91	1493cc. D15B6 90HP Ø75 (SOHC) 16V	863100-R MLS  pág. 41
	863208	76.0	1.70	B860300  HAS14038	Civic VTEC 1992/96 Civic CRX .../1992	1493cc. D15B1/B2 100HP Ø75 1590cc. D16A7 110HP Ø75 (SOHC) 16V	863200-R  pág. 42
	863308	81.5	0.70		Civic VTI VTEC - Civic del Sol VTEC CRX VT VTEC 1991/00 Civic VTI VTEC 1997/00	1595cc. B16A1/A2/A3 150/160HP Ø81 1797cc. B18C1 170HP Ø81 (DOHC) 16V	863300-R MLS  pág. 43
	863407	76.0	1.80		Civic 1500 1984/89	1488cc. EW 85HP Ø74 (SOHC) 12V	863400-R  pág. 44
	863508	76.0	0.75		Civic CRX VTEC Del Sol VTEC 1992/95	1590cc. D15Z6/Z7 114HP Ø75 (SOHC) 16V	863500-R MLS  pág. 45
	863608	76.0	0.65	B863000  HAS14038	HR-V VTEC 1999/05 Civic V Aerodeck VTEC 1998/00 Civic 1996/...	1590cc. D16W4/W5 124/125HP Ø75 (SOHC) 16V 1590cc. D16Y8 125HP Ø75 (SOHC) 16V	863600-R MLS  pág. 46 863700-R MLS  pág. 47
	863807	81.0	1.70		Accord 1984/85 Accord 1984/85, Prelude 1984/85	1598cc. EZ1 95HP Ø80 1829cc. ES/ET1 130HP Ø80 (SOHC) 12V	863800-R  pág. 48
	863908	75.0	1.70		Accord 1976/79	1599cc. EF 82HP Ø74 (SOHC) 12V	863900-R  pág. 49
	864008	81.5	0.65		Integra 1990/93 Integra 1994/95	1834cc. B18A1/B1 140HP Ø81 (DOHC) 16V	864000-R MLS  pág. 50
	864107	84.5	1.70		Accord 1986/88 Prelude 1987 - Accord 1987/89 Accord (Automatic) 1986/89	1955cc. A20A1 102HP - A20A3 116HP A20A4 166HP Ø82.8 (SOHC) 12V	864100-R  pág. 51

JUNTA TAPA DE CILINDROS

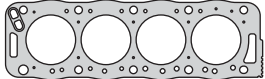

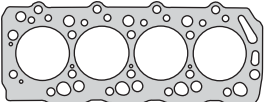


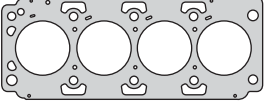






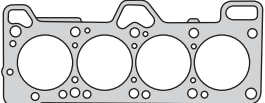







CYLINDER HEAD GASKETS

HONDA							
	Código Code	Q	≠	Kit Bulón Bolt Set	Aplicación Application	Motor Engine	Juego
	864207	82.5	1.70		Prelude III 1987/92 Prelude III 1987/92	1958cc. B20A3/A4 109/114HP Ø81 (SOHC) 12V 1958cc. B20A5/A7/A9 137/140/150HP Ø81 (DOHC) 16V	864200-R pág. 52 864300-R pág. 53
	864408	87.5	0.65		Stream VTEC 2001/...	1998cc. K20A1 156HP Ø86 (DOHC) 16V	864400-R MLS pág. 54
	864508	87.0	1.00	B862800	Civic Type-r VTEC 2001/05 Integra Type-r VTEC 2004/...	1998cc. K20A2 200HP Ø86 (DOHC) 16V	864500-R MLS pág. 55
	864607 - 864608	74.0 864607 73.5 864608	1.20 0.60		Civic, Accord, CR-V 2017/...	1498cc. AP2T 173HP Ø73 (DOHC) 16V	864600-R MLS pág. 56
	864707	84.5	1.70		Prelude 1990/92	2056cc. B21A1 137HP Ø83 (DOHC) 16V	864700-R pág. 57
	864808	87.0	0.60		Accord VTEC, Accord Coupe VTEC 1998/02, Accord VII Coupe VTEC 1998/00	2997cc. J30A1 200/203HP J30A2 207HP Ø86 (SOHC) V6 24V	864800-R MLS pág. 58
	864907	91.0	1.70		Legend, Legend Coupe 1991/96	3206cc. C32A1/A2 200/205HP Ø90 (SOHC) V6 24V	864900-R pág. 59
	865008	90.0	0.60		Shuttle 2000/02 Odyssey 2002/204 Odyssey 2000/...	3471cc. J35A/A1 233HP J35A2 247HP Ø89 (SOHC) V6 24V	865000-R MLS pág. 60
	865107 - 865108	84.0 865107 74.0 865108	1.20 0.60		City 2009/13, Fit, WT-V 2014/16	1496cc. L15A8/Z3/Z9 116HP Ø73 (OHV) 16V	865100-R MLS pág. 61
HYUNDAI							
	460307	460307-1M 84.0 460307-2M 84.0 460307-3M 84.0 460307-4M 84.0	1.50 1.60 1.70 1.80	B460300 HAT55055 HAT55100	Lantra 1998/..	1905cc. XUD9 68HP Ø83 (SOHC) 8V DIESEL	460301-R pág. 412

JUNTA TAPA DE CILINDROS

CYLINDER HEAD GASKETS

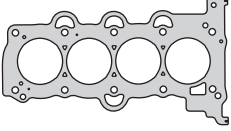

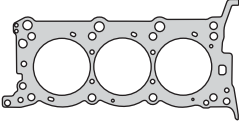







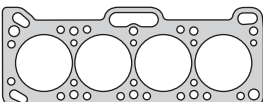



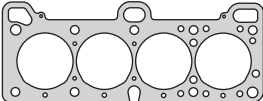

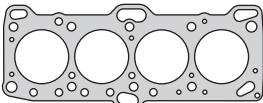

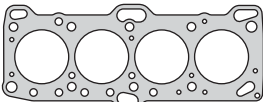

HYUNDAI

	Código Code	Q	≠	Kit Bulón Bolt Set	Aplicación Application	Motor Engine	Juego
461307 	461307-1M 461307-2M 461307-3M 461307-4M 461307-5M	84.0 84.0 84.0 84.0 84.0	1.36 1.40 1.44 1.48 1.52	B460300  HAT55055 HAT55100	Lantra 1998/... DIESEL	1905cc. XUD9 68HP Ø83 (SOHC) 8V	
910507 	910507	92.0	1.70	B910500  HAH10055 HAH10140	H100 D 1996/98, H100TD 1998/... H1 - H1 TD 1997/... H1 1997/..., H100D 1998/... DIESEL	2476cc. D4BA/BAX 75HP D4BH/BF 80/85HP Ø91.1 2607cc. D4BB 85HP Ø91.1 (SOHC) 8V	910500-R  pág. 167
911508 	911508-SM 911508-2M 911508-3M	84.5 84.5 84.5	1.10 1.20 1.30	B911500	Tucson TCI 2004/..., Trajet CRDI Elantra CRDI, Santa Fe CRDI 2000/05 DIESEL	1995cc. D4EA 112HP Ø83 (SOHC) 16V	911501-R  pág. 107
990007 	990007	67.0	1.60	B990000	Santro 1997/..., Atos 1998/...	999cc. G4HC 56HP Ø66 (SOHC) 12V	990000-R  pág. 63
990107 	990107	85.0	1.20	B990100	Coupe 1997/..., Elantra .../1998	1599cc. G4DR 84/114HP Ø77.4 (DOHC) 16V	
990308 	990308	68.0	0.45		Atos 2003/..., Santro 2003/05	1086cc. G4HD 63HP Ø67 (SOHC) 12V	990300-R  pág. 64
990408 	990408	77.0	1.00		Verna 2000/02	1495cc. G4EK 92HP Ø75.5 (SOHC) 12V	990400-R  pág. 65
990508 	990508	68.0	0.45		Atos 2006/10	1086cc. G4HG 62HP Ø67 (SOHC) 12V	990500-R  pág. 66
990607 - 990608 	990607 990608	73.0 72.5	1.20 0.35		HB20 2012/...	998cc. Kappa FFV 75/80HP Ø71 (DOHC) 12V	990600-R MLS  pág. 67
990707 - 990708 	990707 990708	84.0 83.5	1.20 0.45	B990100	i30 2007/..., Tucson 2004/11	1975cc. G4GC 144HP Ø82	990700-R MLS  pág. 68

JUNTA TAPA DE CILINDROS

CYLINDER HEAD GASKETS

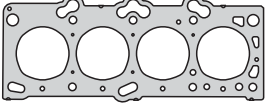



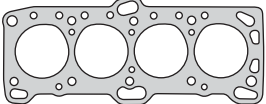

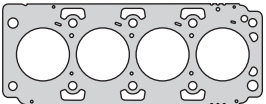

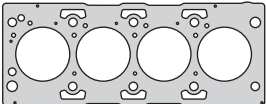

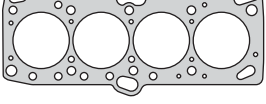




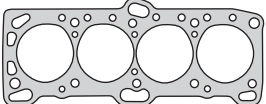

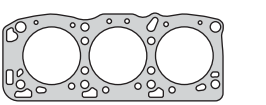

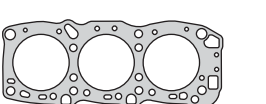

HYUNDAI

	Código Code	Q	≠	Kit Bulón Bolt Set	Aplicación Application	Motor Engine	Juego
	990808	78.5	0.60	B990800 HAN10055 HAN10100	Elantra 2006/..., Getz 2009/... HB20, i30, Veloster 2012/...	1591cc. Gamma FFV 122/128HP Ø77 (DOHC) 16V	990800-R MLS  pág. 69
	990908	97.0	0.60		Veracruz, Genesis 2008/...	3798cc. G6DA 264HP Ø96 (DOHC) V6 24V	990900-R MLS  pág. 70
	991008	89.0	0.40		Santa Fe GL/GLS/FX 2001/06 Sonata GL/GLS/LX 2001/05 - 2005/... Coupe 2001/07	2656cc. G6BA 167/170HP Ø86.7 (DOHC) 24V	991000-R MLS  pág. 71
	991108	89.0	0.40		Santa Fe GLS 2005/... Santa Fe 2005/10	2656cc. G6EA 189HP Ø86.7 (DOHC) V6 24V	991100-R MLS  pág. 72
	991307	64.0	1.65		Atos 1993/97	800cc. G4HB Ø63 (SOHC) 8V	991300-R  pág. 73
	991407	77.0	1.70		Excel, Pony 1986/95	1468cc. G4AJ 74/84HP G4J 77/84HP Ø75.5 (SOHC) 8V	991400-R  pág. 74
	991508	77.0	1.00		Accent, Elantra 1999/... Coupe 1992/95	1495cc. G4K 90HP - G4EK 67HP G4E 92HP Ø75.5 (SOHC) 12V	991500-R MLS  pág. 75
	991608	77.5	1.05		Accent 1996/...	1495cc. G4K 99HP Ø75.5 (DOHC) 16V	991600-R MLS  pág. 76
	991707	83.5	1.70		Lantra 1990/95 Elantra, Lantra 1993/95	1595cc. G4CR 104/112HP Ø82,3 1836cc. G4CN 124HP Ø81,5 (DOHC) 16V	991700-R  pág. 77
	991708	83.5	1.70		Elantra, Lantra 1993/95	1595cc. G4CR 104/112HP Ø82,3 1836cc. G4CN 124HP Ø81,5 (DOHC) 16V	991800-R  pág. 78

JUNTA TAPA DE CILINDROS

CYLINDER HEAD GASKETS

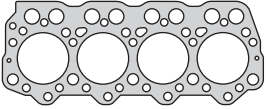

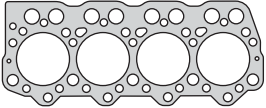

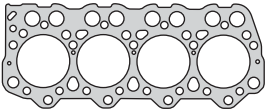

HYUNDAI

	Código Code	Q	≠	Kit Bulón Bolt Set	Aplicación Application	Motor Engine	Juego
	991908	79.0	0.80		Lantra, Elantra, Coupe 1995/00	1599cc. G4DR 84/114HP Ø77.4 (DOHC) 16V	991900-R MLS  pág. 79
	992107	84.0	1.70		Lantra 1995/97, Elantra 1996/01, Coupe 1996/01, Tiburon 1996/97 Coupe 1996/99, Tiburon 1997/..., Lantra 1997/00	1795cc. G4DM 128HP - G4GM 95HP 1975cc. G4GF 138/140HP Ø82 (DOHC) 16V	992100-R  pág. 80
	992207	83.0	1.60		Sonata 1988/96	1975cc. G4M 95HP Ø80.5 (SOHC) 8V	992200-R  pág. 81
	992308-SM 992308-1M 992308-2M	84.5 84.5 84.5	1.10 1.20 1.30	B911500	Sonata TCI, Tucson TCI 2005/... DIESEL	1991cc. D4EA 143HP Ø83 (SOHC) 16V	992300-R MLS  pág. 82
	992408-SM 992408-1M 992408-2M	84.5 84.5 84.5	1.00 1.20 1.30	B911500	Tucson TCI 2005/09 DIESEL	1991cc. D4EA 112HP Ø83 (SOHC) 16V	992400-R MLS  pág. 83
	992507	86.5	1.70		Sonata 1994/99	1997cc. G4CP 136/139HP Ø85 (DOHC) 16V	992500-R  pág. 84
	992608	86.5	0.35	B992600  HAD12038	Trajet 2000/04, Santa Fe 2000/05 Sonata 2001/04	1997cc. G4JP 136HP Ø85 (DOHC) 16V	992600-R MLS  pág. 85
	992707	88.0	1.70		Sonata 1989/93, H100 1993/... H1 1997/00	2351cc. G4CS 110/115HP Ø86,5 (SOHC) 8V	992700-R  pág. 86
	992807	93.0	1.70		Sonata 1992/..., Galloper 1998/...	2972cc. G6AT 161HP Ø91.1 (SOHC) V6 12V	992800-R  pág. 87
	995007	93.0	1.80		Sonata, Galloper 1999/...	2972cc. G6CT 197HP Ø91.1 (DOHC) V6 24V	995000-R  pág. 88

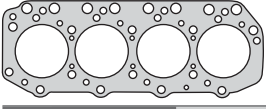


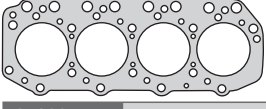


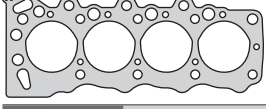

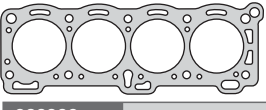


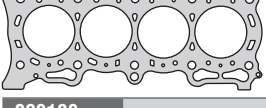

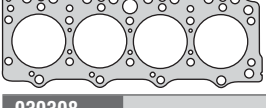


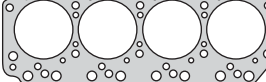



JUNTA TAPA DE CILINDROS

CYLINDER HEAD GASKETS

HYUNDAI

	Código Code	Q	≠	Kit Bulón Bolt Set	Aplicación Application	Motor Engine	Juego
	995108	102.5	1.45		Mighty, County DIESEL	3298cc. D4AL 120HP Ø100 (SOHC) 8V	995100-R MLS  pág. 89
	995208	105.5	1.45		Mighty, County DIESEL	3568cc. D4AF 96HP Ø104 (SOHC) 8V	995200-R MLS  pág. 90
	995308	105.0	1.50		Mighty, County DIESEL	3907cc. D4DA 155HP Ø104 (SOHC) 8V	995300-R MLS  pág. 91




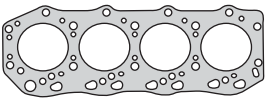

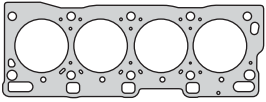


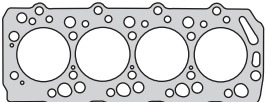


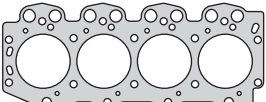

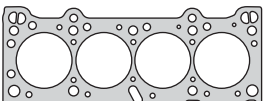


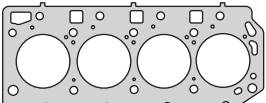

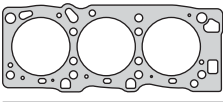

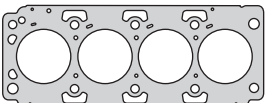

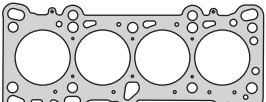

ISUZU

	240707-1M 240707-2M 240707-3M 240708 240708-2M 240708-3M	94.0 94.0 94.0 94.5 94.5 94.5	1.50 1.60 1.70 1.50 1.55 1.70	B240700  HAS17038	Trooper 1988/92 Trooper, Trooper TD 1988/92 DIESEL	2499cc. 4JA1 76HP Ø93 2771cc. 4JB1 87HP - 4JB1T 102HP Ø93	240700-R  pág. 36
	240707-1M 240707-2M 240707-3M 240708 240708-2M 240708-3M	94.0 94.0 94.0 94.5 94.5 94.5	1.50 1.60 1.70 1.50 1.60 1.70	B240700  HAS17038	Trooper, Trooper TD 1988/92 DIESEL	2771cc. 4JB1-T 87/102HP Ø93 (OHV) 8V	930500-R  pág. 96
	242607-SM 242607-1M 242607-2M	79.5 79.5 79.5	1.40 1.50 1.60	B280200  HAH10055 HAH10140	I- Mark 1987/... Gemini 1987/..., I-Mark Gemini TD 1988/... DIESEL	1468cc. 4EC1 50HP Ø76 1488cc. 4EC1-T4EC1 50/76HP Ø76 (SOHC) 8V	
	280407	91.0	1.70	B280400  HAH10055 HAH10140	Luv, Pick Up, Trooper II 1986/95 Impulse	2254cc. 4ZD1 88HP Ø89.3 (SOHC) 8V	280400-R  pág. 93
	860908	86.0	0.80		Oasis 1995/97	2156cc. RJ1 140HP Ø82 (SOHC) 16V	860900-R  pág. 26
	930108	104.5	1.45	B930100  HAS17038	ELF 250 (TLD/KT) 1982/... ELF 350 (KS/BE) 1984/... ELF 350 (NPR), ELF 250 (NKR) 1984/... DIESEL	3268cc. 4BC2 - 4BD1 87/88HP Ø102 (OHV) 8V	930100-R  pág. 94
	930308-1M 930308-2M 930308-3M	97.0 97.0 97.0	1.60 1.65 1.70	B240700  HAS17038	Trooper TD, Campo TD 1991/... Campo D 1992/... Trooper TD 1991/98, Monterey TD, Brava TD 1993/..., MU UC569DWM DIESEL	3059cc. 4JG2/4JG2T 82/109HP Ø95.4 3059cc. 4JG2 105HP (OHV) 8V 4JG2T/TC 114/125HP Ø95.4	930300-R  pág. 95 930600-R  pág. 97

JUNTA TAPA DE CILINDROS

CYLINDER HEAD GASKETS

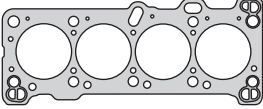

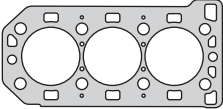

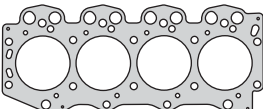



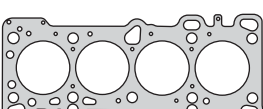

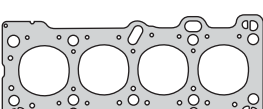

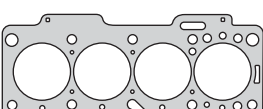





KIA

	Código Code	Q	≠	Kit Bulón Bolt Set	Aplicación Application	Motor Engine	Juego
900905 - 900907 	900905 900907	89.0 89.0	1.40 1.40	B900900  HAD14038	Besta 1992/97 DIESEL	2184cc. R2 72HP Ø86	900900-R  pág. 99
910005 	910005	98.0	1.40		Besta 1993/... DIESEL	2700cc. VN 81HP Ø96	910000  pág. 100
910107 - 910108 	910107 910108	88.0 88.0	1.30 1.38	B900900  HAD14038	Sportage TD 1996/... DIESEL	1998cc. RF 8V 83HP Ø86	910100-R  pág. 101
910507 	910507	92.0	1.70	B910500  HAH10055 HAH10140	Pregio, K2500 2001/05, Bongo 2006/... DIESEL	2476cc. D4BH 94/97HP Ø91 (SOHC) 8V	910700-R  pág. 168
911007 - 911008 	911007 911007-2.00 911008	99.0 99.0 99.0	1.20 2.00 1.05		Besta GS, Besta GS Grand 2000/... DIESEL	2956cc. JTA 85HP Ø98 (SOHC) 8V	911000-R  pág. 102
911107 	911107	80.0	1.64	B911100  HAD12038	Sephia 1996/...	1498cc. B5 105HP Ø78 (DOHC) 16V	911100-R  pág. 103
911308 	911308-1M 911308-2M 911308-3M 911308	92.5 92.5 92.5 92.5	0.80 0.85 0.90 0.80		Sorento CRDI 2010/...	2497cc. D4CB 140HP Ø91 (DOHC) 16V	911300-R MLS  pág. 105
911408 	911408	94.5	0.35		Amanti, Opirus 2003/...	3497cc. 6GCU 200/203HP Ø93 (DOHC) V6 24V	911400-R  pág. 106
911508 	911508-SM 911508-2M 911508-3M	84.5 84.5 84.5	1.10 1.20 1.30		Carens II CRDI 2002/06 DIESEL	1995cc. D4EA 112HP Ø83 (SOHC) 16V	911501-R  pág. 107
911708 	911708	79.0	0.45		Mentor, Sephia I/II, Suma I/II Spectra 2003/...	1593cc. G6D 108HP Ø78 (DOHC) 16V	911700-R MLS  pág. 108

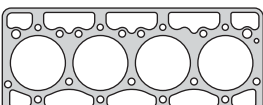


JUNTA TAPA DE CILINDROS

CYLINDER HEAD GASKETS

KIA

	Código Code	Q	≠	Kit Bulón Bolt Set	Aplicación Application	Motor Engine	Juego
	911807	80.0	1.65		Sephia 1996/99	1593cc. B6ZE (DOHC) 16V Ø78	911800-R  pág. 109
	912008	82.5	0.40		Carnival 1996/...	2497cc. KRV6 165HP Ø80 (DOHC) 24V	912000-R MLS  pág. 110
	912107	99.0	1.70		K2700 1998/00, Pregio 1998/02 Besta GS 2000/..., Bongo 2008/...	2665cc. J2 78/83HP Ø94.5 (SOHC) 8V	912100-R MLS  pág. 111
	912208	99.0	1.25		K2700 1998/00, Pregio 1998/02 Besta GS 2000/..., Bongo 2008/...	2665cc. J2 78/83HP Ø94.5 (SOHC) 8V	912200-R MLS  pág. 112
	912308	68.0	0.45	B972300  HAD12038	Rio 2002/05	1594cc. A5D 105HP Ø75.5 (DOHC) 16V	
	971307	74.0	1.68	B971300  HAD12038	Pride 1995/...	1323cc. B3 73HP Ø716 (SOHC) 16V	971300-R  pág. 139
	990508	68.0	0.45		Picanto 2004/12	1086cc. G4HG 65HP Ø67 (SOHC) 12V	911200-R MLS  pág. 104
	990707 - 990708	85.0 83.5	1.20 0.45	B990100	Sportage 2004/06, Cerato 2004/...	1975cc. G4GC 144HP Ø82 (DOHC) 16V	990700-R MLS  pág. 68
	991008	89.0	0.40		Optima LX/SE/EX 2002/06 Magentis 2002/07	2656cc. G6BA 175HP Ø86.7 (DOHC) 24V	991000-R MLS  pág. 71

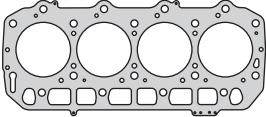

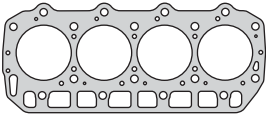

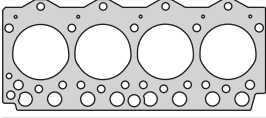

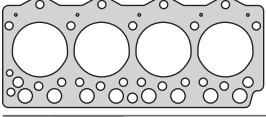

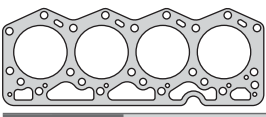

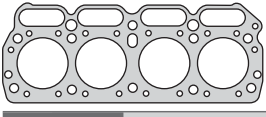

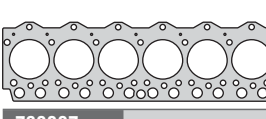

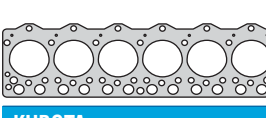

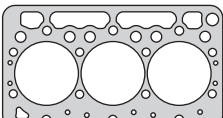

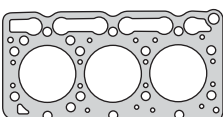

KOMATSU

	760007	105.0	1.70		Tractor, Autoelevador	2940cc. 4D94 8V 39HP Ø104	760000-R  pág. 113
					Tractor, Autoelevador DIESEL	2940cc. 4D94 8V 39HP Ø104	760300-R  pág. 117

JUNTA TAPA DE CILINDROS

CYLINDER HEAD GASKETS

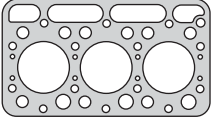

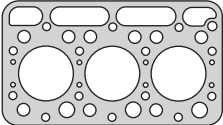

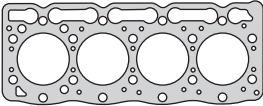

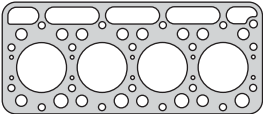

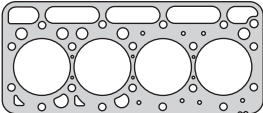

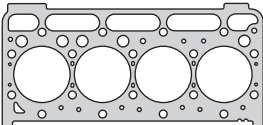

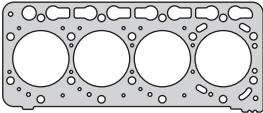

KOMATSU

	Código Code	Q	≠	Kit Bulón Bolt Set	Aplicación Application	Motor Engine	Juego
760108 	760107 760108	95.0 94.0	1.60 0.40		Tractor, Autoelevador DIESEL	2800cc. 4D94-E 8V 40HP Ø93	760100-R MLS  pág. 115
760207 	760207	95.5	1.65		Tractor, Autoelevador DIESEL	2800cc. 4D94-E 8V 40HP Ø94	760200-R  pág. 116
760407 	760407	97.0	1.45		Tractor, Autoelevador DIESEL	3260cc. 4D95L 8V 54/65HP Ø96	760400-R  pág. 118
760508 	760508	97.0	1.40		Tractor, Autoelevador DIESEL	3260cc. 4D95 8V 54HP Ø96	760500-R MLS  pág. 119
760607 	760607	113.0	1.70		Tractor, Autoelevador DIESEL	4330cc. 4D105-5 63/66HP Ø112	760600-R  pág. 120
760707 	760707	112.0	1.75		Tractor, Autoelevador DIESEL	4330cc. 4D105-3 63HP Ø111	760700-R  pág. 121
760807 	760807	96.8	1.70		Tractor, Excavadora DIESEL	4890cc. 6D95 71HP Ø97	760800-R  pág. 122
760907 	760907	96.8	1.40		Tractor, Autoelevador DIESEL	4890cc. 6D95 71HP Ø94	760900-R MLS  pág. 123
KUBOTA							
770007 	770007	68.8	1.70		Maquinaria Agrícola D722 DIESEL	719cc. 3D66 6V 20HP Ø86	770000-R  pág. 125
770107 	770107	73.0	1.70		Maquinaria Agrícola D905 DIESEL	898cc. 3D72 6V Ø72	770100-R  pág. 126

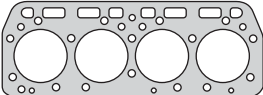
JUNTA TAPA DE CILINDROS

CYLINDER HEAD GASKETS

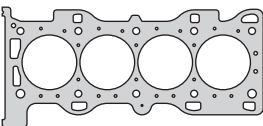


KUBOTA

	Código Code	Q	≠	Kit Bulón Bolt Set	Aplicación Application	Motor Engine	Juego
	770207	78.0	1.70		Maquinaria Agrícola D722 DIESEL	719cc. 3D66 6V 20HP Ø77	770200-R  pág. 127
	770308	88.0	1.70		Maquinaria Agrícola D1402 DIESEL	1395cc. 3D85 6V 35HP Ø77	770300-R  pág. 128
	770407	73.0	1.70		Maquinaria Agrícola V1205 DIESEL	1200cc. 4D72 8V Ø72.5	770400-R  pág. 129
	770507	78.0	1.75		Maquinaria Agrícola V1502 DIESEL	1498cc. 4D76 8V 46HP Ø77	770500-R  pág. 130
	770607	88.9	1.70		Maquinaria Agrícola V2203 DIESEL	2197cc. 4D87 8V 46HP Ø88	770600-R  pág. 131
	770708	88.0	1.25		Maquinaria Agrícola V2203 DIESEL	2197cc. 4D87 8V 46HP Ø88	770700-R  pág. 132
	770808	99.5	0.85		Maquinaria Agrícola V3300 DIESEL	3318cc. 4D98T 12V Ø98	770800-R  pág. 133

MAHINDRA

	930007	90.5	1.30		Tractor 255DI - 265DI - Pick Up DIESEL	1300cc. 25HP Ø89.9 1800cc. 25HP Ø89.9 2500cc. 25HP Ø89.9	
--	--------	------	------	--	---	--	--

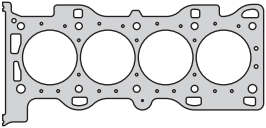





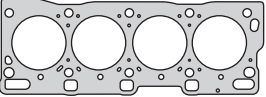


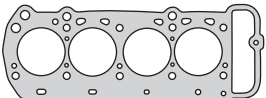

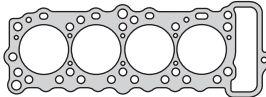






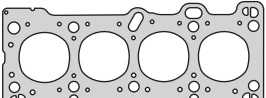


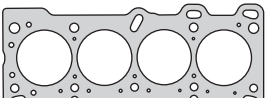



MAZDA

	302207 302208	89.0 89.0	1.20 0.40	B302200  HAT55055 HAT55100	Mazda 6 2002/.... Mazda 6 - MPV 2002/....	1999cc. LF 141HP Ø87.5 2261cc. L3 104/166HP Ø87.5 (DOHC) 16V	302200-R  pág. 256
--	------------------	--------------	--------------	---	--	--	--

JUNTA TAPA DE CILINDROS

CYLINDER HEAD GASKETS

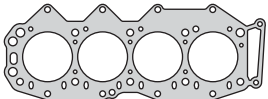





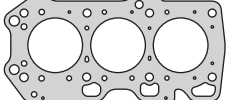

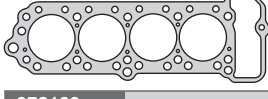


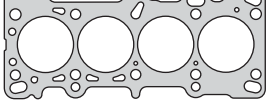

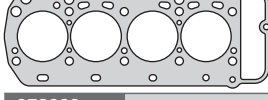
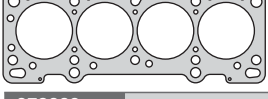


MAZDA

	Código Code	Q	\neq	Kit Bulón Bolt Set	Aplicación Application	Motor Engine	Juego
302207 - 302208 	302207 302208	89.0 89.0	1.20 0.40	B302400  HAH10055 HAH10140	Mazda 6 2002/..., Mazda 3 2003/...	1999cc. LF 105/141HP Ø87.5 (DOHC) 16V	302400-R  pág. 258
900905 - 900907 	900905 900907	89.0 89.0	1.40 1.40	B900900  HAD14038	E 2200 1984/86, B 2200 1985/87 DIESEL	2184cc. R2 64/71HP Ø86	900900-R  pág. 99
910107 - 910108 	910107 910108	88.0 88.0	1.30 1.38	B900900  HAD14038	626TD 1993/97, 323D 1998/... DIESEL	1998cc. RF - CX 8V 75/82HP Ø86	910100-R  pág. 101
970305 	970305	81.0	1.40		818 1972/77 616/626, Capella 1971/77, Capella Pick Up 1978/..., 626 1979/83 E1600 1982/84, B1600, 808 1972/77	1490cc. NA 100HP Ø78 1586cc. NA 75HP Ø78 (SOHC) 8V	970300-R  pág. 135
971007 	971007	79.5	1.75		323, Familia, Pick Up 1978/80	1415cc. UC 70HP Ø77 (SOHC)	971000-R  pág. 136
971107 	971107	96.5	1.78	B971100	Camión, Pick Up T2500 Autoelevador Yale 1980/... DIESEL	2522cc. XA/XB/S5/WE5 8V 77HP Ø89	971100-R  pág. 137
971207 	971207	99.5	1.78	B971200  HAD14038	Pick Up, Camión T3000 1985/... Autoelevador Yale 1984/... DIESEL	2977cc. HA/WEF 8V 86HP Ø95	971200-R  pág. 138
971307 	971307	74.0	1.68	B971300  HAD12038	121/323 1992/94 Pride 1995/...	1323cc. B3 73HP Ø71 (SOHC) 16V	971300-R  pág. 139
971407 	971407	80.0	1.65		323, MX-3 1989/94, Familia 1986/89	1597cc. B6 84HP Ø78 (SOHC) 8V	971400-R  pág. 140
971508 	971505	76.8	0.40		Protege, 323 1994/98	1489cc. Z5 90/92HP Ø75.3 (DOHC) 16V	971500-R MLS  pág. 141

JUNTA TAPA DE CILINDROS

CYLINDER HEAD GASKETS

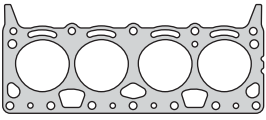

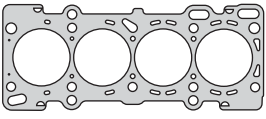


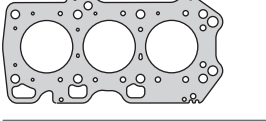


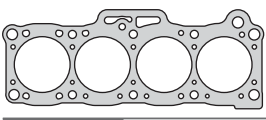



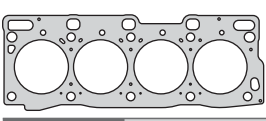


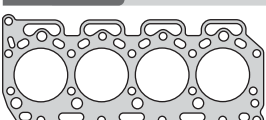



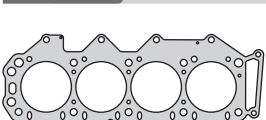




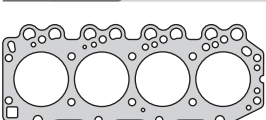


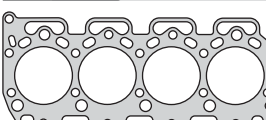

MAZDA

	Código Code	Q	≠	Kit Bulón Bolt Set	Aplicación Application	Motor Engine	Juego
	971607 - 971608						
	971607	94.5	1.30	B971200	B2500 2002/..., MPV TDI 1996/...	2499cc. WL 115HP Ø93 (SOHC) 12V	971600-R MLS 📄 pág. 142
	971608-1M	94.5	1.00	 HAD14038			
	971608-2M	94.5	1.05				
	971707						
	971707	81.0	1.40	B900300  HAS14038	323 1986/94, Familia 1987/94	1720cc. PN (DOHC) 8V 55HP Ø78	
	971805						
	971805	88.0	1.50	B971800  HAS17038	626, Capella, E1800 1982/87 626, Capella, E2000 1982/87 B2000 1985/88 - 1991/96	1789cc. F8 90/100HP Ø86 1998cc. FE 90/120HP Ø86 (SOHC) 8V	971800-R 📄 pág. 143
	971907						
	971907	85.5	1.40	B971900  HAD12038	Xedos 9 1993/95, Millenia 1994/00 626, MX6 1993/98, Xedos Millenia 1995/...	2497cc. KL/KLD 165/170HP Ø84.5 (DOHC) V6 24V	
	972005						
	972005	78.0	1.70		345 22/29 323 1980/87, Familia 1983/84	1296cc. E3 60HP Ø77 1490cc. E5 85HP Ø77 (SOHC) 8V	
	972108						
	972108	76.5	0.45	B972100  HAH10055 HAH10140	323, Protege 1994/98, 323 1994/2004	1489cc. Z5 90/92HP Z5-DE 86/96HP (DOHC) 16V Ø75.3	
	972508						
	972508	79.5	0.35	B971200  HAH10055 HAH10140	Tierra 1998/...	1594cc. ZM 88/110HP Ø78.5 (DOHC) 16V	972500-R MLS 📄 pág. 144
	972608						
	972607	81.5	1.75		929 1974/78, 121, Capella, Cosmo Luce, 616 1975/78 626, 929, B2000, Capella Cosmo 1978/80	1769cc. VC 100HP Ø80 (SOHC) 8V 1970cc. MA 110HP Ø80 (SOHC) 8V	972600-R 📄 pág. 145 972700-R 📄 pág. 146
	972808						
	972808	84.5	1.00		Familia 323, BG8P 1990/... Familia Laser, 323 1990/...	1839cc. BP-ZE 105/115HP Ø83 (DOHC) 16V 1839cc. BP Ø83 (DOHC) 16V	972800-R MLS 📄 pág. 147 972900-R MLS 📄 pág. 148
	973008						
	973008	76.7	0.40	B971900  HAD12038	Anfini M6, Cronos 1991/... MX-3 1992/99	1845cc. K8 133HP Ø75 (DOHC) V6 24V	973000-R MLS 📄 pág. 149

JUNTA TAPA DE CILINDROS

CYLINDER HEAD GASKETS



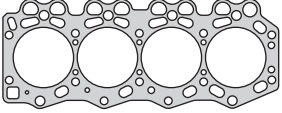

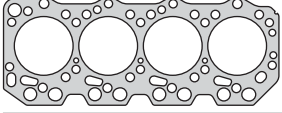

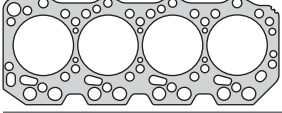

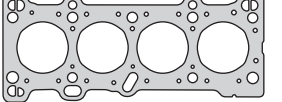


MAZDA

	Código Code	Q	≠	Kit Bulón Bolt Set	Aplicación Application	Motor Engine	Juego
	973107	84.0	1.65		Pick Up 1971/...	1985cc. VA 45HP Ø83 (OHV) 8V	973100-R  pág. 150
	973208	85.0	0.65	B973200  HAH10055 HAH10140	626 1991/97 - MX-6 1994/97 MX-6 1994/97, 626 1989/97- 1993/96	1840cc. FP 105HP Ø83 1991cc. FS 117HP Ø83 (DOHC) 16V	973200-R MLS  pág. 151
	973308	80.5	0.40	B971900  HAD12038	Xedos 6 1991/97, Afini, Cronos 1994/97 323 1994/99	1995cc. KF 140/144HP Ø86 (DOHC) V6 24V	973300-R MLS  pág. 152
	973407	88.5	1.70	B973400  HAS17038	626 1986/92 - 929 1987/... Capella, Pick Up 1988/... 626, MX-6 1988/92 926, 929 1986/... 626, MX-6 1988/92, Capella Luce 1988/92	1998cc. FE 109HP Ø86 2184cc. F2147HP Ø86 (SOHC) 12V 1998cc. FE 103HP Ø86 2184cc. F2 147HP Ø86 (SOHC) 12V	973400-R  pág. 153 973600-R  pág. 155
	973508	87.5	1.45	B973500  HAS17038	323D 1998/... DIESEL	1998cc. RF 71HP Ø86 (SOHC) 8V	973500-R MLS  pág. 154
	973707	98.0	1.30		Pick Up, B2200, Luce 1979/... DIESEL	2209cc. S2 70HP Ø89 (SOHC) 8V	973700-R  pág. 156
	973807	93.5	1.70		MPV, B2600 1989/...	2605cc. G6-E 124HP Ø92 (SOHC) 12V	973800-R  pág. 157
	983908	96.5	0.95	B971200  HAS14038	B2000 2000/... DIESEL	2892cc. W9 Ø94 (SOHC) 12V	973900-R MLS  pág. 158
	974008	91.5	1.25		Luce, 929 1987/...	2954cc. JE-ZE 157/167HP Ø89 (DOHC) V6 18V	974000-R MLS  pág. 159
	974107	99.5	1.70	B971200  HAS14038	Truck T3000 1981/84 DIESEL	2977cc. HA 8V 86HP Ø95	974100-R  pág. 160
	974207	99.5	1.55		Truck E3000 1978/81 DIESEL	2977cc. HA 8V 86HP Ø95	974200-R  pág. 161

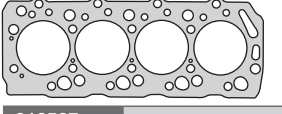
JUNTA TAPA DE CILINDROS

CYLINDER HEAD GASKETS

MAZDA

	Código Code	Q	≠	Kit Bulón Bolt Set	Aplicación Application	Motor Engine	Juego
	974307	104.0	1.75		Truck T3500 1984/... DIESEL	3455cc. SL Ø103 (OHV) 8V	974300-R  pág. 162
	974408	104.0	1.45		Truck T3500 1984/... DIESEL	3455cc. SL-T 116HP Ø103 (OHV) 8V	974400-R MLS  pág. 163
	974508	109.8	1.30		Truck T4000 DIESEL	4021cc. TF Ø105.5 (OHV) 8V	974500-R MLS  pág. 164
	974608	113.0	1.30		Truck T4500 DIESEL	4553cc. TM (OHV) 8V Ø109	974600-R MLS  pág. 165
	974707	72.5	1.75	B973500  HAS17038	323 1991/94, 121, Familia 1992/94	1323cc. B3 67HP Ø71 (SOHC) 16V	974700-R  pág. 166

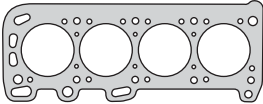

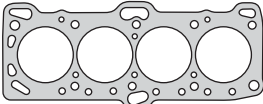


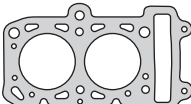

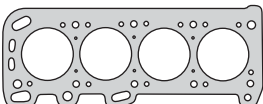




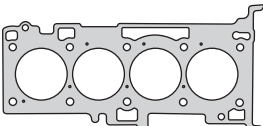

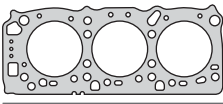

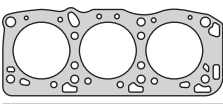
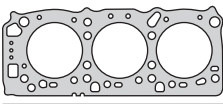

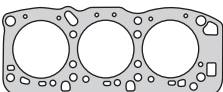

MITSUBISHI

	580107-1M 580107-2M 580107-3M	87.0 87.0 87.0	1.50 1.45 1.60	B570300  HAE14038	Carisma TD 1997/...	1870cc. F8QT 90HP Ø80 (SOHC) 8V	580901-R  pág. 496
	581608	81.0	1.35	B570300  HAE14038	Space Star TD 2001/... Carisma 1999/...	1870cc. F9Q1 - F9Q2 102HP Ø80 (SOHC) 8V	
	910507	92.0	1.70	B910500  HAH10055 HAH10140	Canter, L200, L300, Montero, Pajero 1982/86 L 200 1987/..., Canter T35 1987/98, Pajero, Montero 1986/... DIESEL	2346cc. 4D55T 67/84HP Ø91 2476cc. 4D56/T 70/75/84HP Ø91 (SOHC) 8V	910500-R  pág. 167
	910507	92.0	1.70	B910500  HAH10055 HAH10140	L200, Pajero, Montero, Nativa 2001/... DIESEL	2476cc. 4D56T 115HP Ø91 (SOHC) 8V	910700-R  pág. 168
	920608	102.5	1.53		Canter, Rosa Bus 1978/... - 1983/... DIESEL	3298cc. 4D30 - 4D31 90HP Ø100 (SOHC) 8V	920600-R  pág. 169

JUNTA TAPA DE CILINDROS

CYLINDER HEAD GASKETS

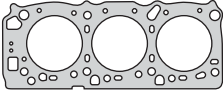

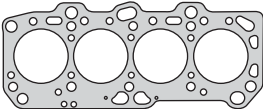

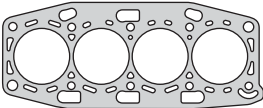


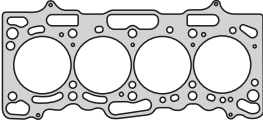

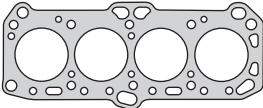





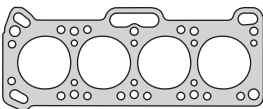



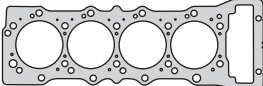


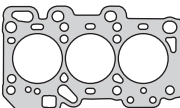

MITSUBISHI

	Código Code	Q	≠	Kit Bulón Bolt Set	Aplicación Application	Motor Engine	Juego
	950305	77.0	1.40		Lancer 1977/78 Lancer, Celeste 1977/..., L300 1980/81	1238cc. 4G36 73HP Ø73 1439cc. 4G33 82/85HP Ø73 (SOHC) 8V	950300-R  pág. 170
	950605	86.5	1.40	B950600  HAD12038	Sapporo, Super Touring, Super Saloon Galant L200/L300 1980/93	1997cc. G63B 100/110HP Ø85 (SOHC) 8V	950600  pág. 171
	950705	74.0	1.40		L100, Minicab 1977/83	550cc. 2G 23 28HP Ø70	950700-R  pág. 172
	950805	78.8	1.40		L200, Celeste A144, Lancer A174 Galant A161 1979/81	1597cc. G32B 86/100HP Ø77 (SOHC) 8V	950800  pág. 173
	951608	82.5	0.50	B961500  HAD10038	Pajero iO 1998/... Eto Carisma 1995/99, Mirage 1997/07 Langer 2001/07, Pajero iO Pajero Jr 2002/...	1799cc. 4G93 92HP Ø81 1834cc. 4G93 113HP Ø81 (SOHC) 16V	951600-R  pág. 174
	951708	87.0	0.60	B523000	ASX 2010/..., Lancer 2012/... Outlander 2012/...	1998cc. 4B11 118HP Ø86 (DOHC) 16V	951700-R  pág. 175
	960008	92.0	1.34	B960000	Montero Sport, Pajero, Soghun 1995/99	2972cc. 6G72 178HP Ø91.1 (SOHC) V6 24V	960000-R  pág. 176
	960807	93.0	1.40		Galant, Debonair, Montero, Shogun Pajero, Pick Up	2972cc. 6G72 141/150/177HP Ø91.1 (DOHC) V6 24V	
	961008	92.0	0.45	B960000	Montero Sport, Pajero Sport 1995/99 Soghun 1995/99	2972cc. 6G72 203HP Ø91.1 (SOHC) V6 24V	961000-R  pág. 177
	961107	95.0	1.65	B961100	Montero, Debonair 1993/..., Shogun Pajero 1994/...	3497cc. 6G74DN 215/260HP Ø93 (DOHC) V6 24V	961100-R  pág. 178

JUNTA TAPA DE CILINDROS

CYLINDER HEAD GASKETS


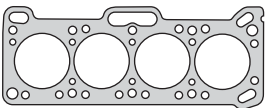


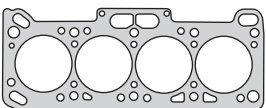
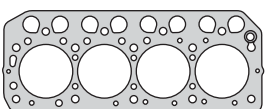
MITSUBISHI

	Código Code	Q	\approx	Kit Bulón Bolt Set	Aplicación Application	Motor Engine	Juego
	961208	94.5	0.37	B960000	Montero Sport, Pajero Sport 1997/...	3497cc. 6G74 203/245HP Ø93 (SOHC) V6 24V	961200-R  pág. 179
	961307	84.5	1.70	B961300	Lancer D 1992/97 - Galant D 1992/... Lancer TD - Galant TD 1992 DIESEL	1998cc. 4D68 68HP 4D68T (90HP Ø82.7 (SOHC) 8V	961300-R  pág. 180
	961507	82.5	1.70	B961500  HAD10038	Vista, Colt 1992/94 Lancer, Colt 1992/...	1597cc. 4G92 113HP Ø81 (SOHC) 16V	961500-R  pág. 181
	961608	76.5	1.30	B961600  HAD10038	Colt, Lancer 1996/01 Carisma 1995/...	1298cc. 4G13 55HP Ø71 1497cc. 4G15 Ø75.5 (SOHC) 12V	
	961707	82.5	1.80	B950600  HAD12038	Lancer, Colt 1983/90, Mirage 1983/... DIESEL	1795cc. 4D65 58/60HP Ø80.5 (SOHC) 8V	961700-R  pág. 182
	961808	82.5	0.40	B961500  HAD10038	Pajero IO 1988/... Pajero TR4 Flex 2002/... Montero IO - Pajero IO 2001/...	1799cc. 4G93 92HP Ø81 1999cc. 4G64 131/136HP Ø81.5 (SOHC) 16V	961800-R MLS  pág. 183
	961907	72.0	1.80	B961900	Colt, Lancer 1977/..., Mirage 1979/83	1244cc. 4G11B 72HP Ø69.5 (SOHC) 8V	961900-R  pág. 184
	962008	88.0	0.40	B962000  HAD12038	Outlander 2003/06, Galant 2005/09	2378cc. 4G69 160/163HP Ø87 (SOHC) 16V	
	962108 962108-SM 962108-1M 962108-2M 962108-3M	99.5 99.5 99.5 99.5	0.50 0.55 0.60 0.65	B962100  HAD14038	Montero III TD 2000/... Pajero TD 2001/... DIESEL	3200cc. 4M41T 165/175HP Ø98.5 (DOHC) 16V	962100-R MLS  pág. 185
	962207	67.5	1.80		Minicab 800 1986/...	796cc. 3G83 45HP Ø65 (SOHC) 6V	962200-R  pág. 186

JUNTA TAPA DE CILINDROS

CYLINDER HEAD GASKETS

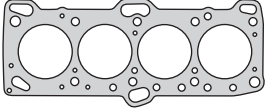


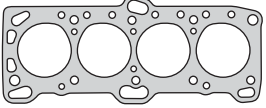




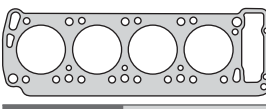





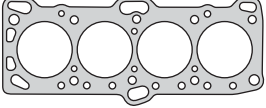

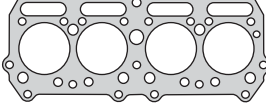




MITSUBISHI

	Código Code	Q	≠	Kit Bulón Bolt Set	Aplicación Application	Motor Engine	Juego
	962307	67.5	1.70		Varica 1100 1988/...	1062cc. 4G82 57HP Ø65 (SOHC) 8V	962300-R  pág. 187
	962407	75.5	1.70		Galant 1969/70, Colt 1969/71 Galant, Lancer, Colt 1970/75	1289cc. 4G30 87HP Ø73 1439cc. 4G33 92HP Ø73 (SOHC) 8V	962400-R  pág. 188
	962508	72.0	0.40	B961600  HAD10038	Colt, Carisma 2001/04, Lancer 2001/08	1299cc. 4G13 55/82HP Ø71 (SOHC) 16V	962500-R MLS  pág. 189
	962607	78.5	1.70		Lancer 1973/76 Delica Colt 1400 1971/79, Galant 1971/73	1187cc. 4G42 68HP Ø75 1378cc. 4G41 85HP Ø76.5 (OHV) 8V	962600-R  pág. 190
	962707	75.0	1.80		Colt 1978/86, Lancer 1978/84 Tredia 1983/84	1414c. 4G12B 80/82HP Ø74 (SOHC) 8V	962700-R  pág. 191
	962807	78.0	1.60		Tractor, Autoelevador DIESEL	1415cc. K4E 8V 33HP Ø77	962800-R  pág. 192
	962907	77.0	1.80		Colt, Lancer, Mirage 1990/96 Colt, Lancer, Mirage 1991/95 Proton 1990/...	1299cc. 4G13 75HP Ø71 1468cc. 4G15/4G15B 90/92HP Ø75.5 (SOHC) 12V	962900-R  pág. 193
	963007	77.0	1.80	B961900	Lancer, Mirage 1993/...	1468cc. 4G15B 92HP Ø75.5 (SOHC) 12V	963000-R  pág. 194
	963107	80.5	1.65		Tractor, Autoelevador DIESEL	1500cc. S4L 16/37HP Ø78 (OHV) 8V	963100-R  pág. 195
	963208	77.0	0.40	B961600  HAD10038	Lancer 1998/..., Space Star 1998/06	1584cc. 4G18 98HP Ø76 (SOHC) 16V	963200-R MLS  pág. 196

JUNTA TAPA DE CILINDROS

CYLINDER HEAD GASKETS



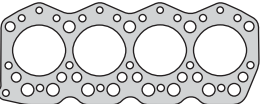

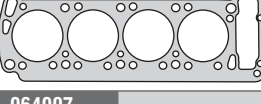
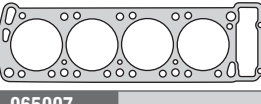
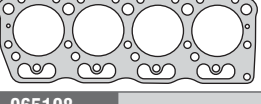



MITSUBISHI

	Código Code	Q	≠	Kit Bulón Bolt Set	Aplicación Application	Motor Engine	Juego
	963307	83.5	1.75		Mirage 1991/92, Colt, Lancer 1988/89 Lancer, Mirage Turbo 1988/...	1596cc. 4G61/T 122/135HP Ø82.3 (DOHC) 16V	963300-R  pág. 197
					Eterna, Sava 1989/..., Colt Lancer 1989/1992	1836cc. 4G67 136HP Ø82.3 (DOHC) 16V	963600-R  pág. 200
	963407	83.0	1.70		Galant, Eterna, Lancer, Delica Cordia 1980/84	1795cc. 4G62B 100HP Ø80.5 (SOHC) 8V	963400-R  pág. 198
	963508	82.0	0.45	B961500  HAD10038	Colt, Lancer 1993/95, Carisma Virage, Galant 1995/...	1834cc. 4G93K 140HP Ø81 (DOHC) 16V	963500-R MLS  pág. 199
	963707	88.0	1.70		Galant, Colt 1975/77 Celeste, Sigma 1975/78, Galant Colt 1976/78, Challenger, Sapporo 1977/78	1855cc. 4G15B/G51B 97HP Ø84 1995cc. 4G52/G52B 105HP Ø84 (SOHC) 8V	963700-R  pág. 201
	963808	86.0	0.40	B962000  HAD12038	Galant, Freeca 1998/... Space Runner GDI 1999/...	1997cc. 4G63 136HP Ø85 (SOHC) 16V	963800-R MLS  pág. 202
					Galant, Freeca 1998/..., Outlander Lancer 2003/...	1997cc. 4G63 126/135HP Ø85 (DOHC) 16V	963900-R MLS  pág. 203
	964007	86.5	1.65		Eterna, Sava, Colt, Mirage 1989/... Galant 1987/92, Eclipse 1989/92	1997cc. 4G63 144HP Ø85 4G63BK/4G63T 150HP Ø85 (DOHC) 16V	964000-R  pág. 204
	964107	87.0	1.70		Tractor, Autoelevador	1997cc. 4G63 105/112HP Ø85 (SOHC) 8V	964100-R  pág. 205
	964207	87.0	1.70		Tractor, Canter DIESEL	2084cc. 4DQ5 8V 40HP Ø86	964200-R  pág. 206
	964307	90.0	1.65		Tractor, Canter DIESEL	2080cc. 4DQ7 8V Ø89	964300-R  pág. 207
	964407	88.5	1.60	B962000  HAD12038	Galant 1993/...	2350cc. 4G64BK 141HP Ø86.5 (DOHC) 16V	964400-R  pág. 208

JUNTA TAPA DE CILINDROS

CYLINDER HEAD GASKETS

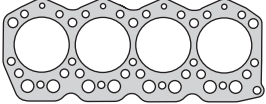

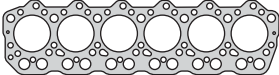

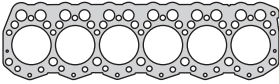

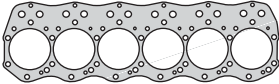

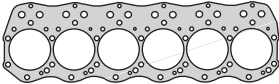

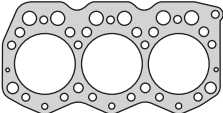

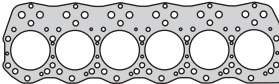

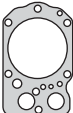

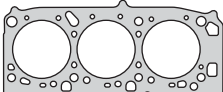

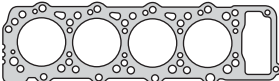


MITSUBISHI

	Código Code	Q	≠	Kit Bulón Bolt Set	Aplicación Application	Motor Engine	Juego
	964507	88.0	1.80		Galant, Wagon 1985/92, L200 L300 1989/..., Pick Up 1990/92 Space Wagon 1989/92, Pajero Shogun 1991/93	2350cc. 4G64B 102/112HP Ø86.5 (SOHC) 8V	964500-R  pág. 209
	964608	88.0	0.40	B962000  HAD12038	Fortis, Zinger, Fuzion 2005/07	2351cc. 4G64 132HP Ø86.5 (SOHC) 16V	964600-R MLS  pág. 210
	964707	96.0	1.70		Tractor, Autoelevador DIESEL	2477cc. S4E 8V Ø95	964700-R  pág. 211
	964807	93.0	1.70		Sapporo, Galant, Colt, Eterna 1978/80	2555cc. 4G54B Ø91.1 (SOHC) 8V	964800-R  pág. 212
	964907	93.0	1.70		Galant 1982/...	2555cc. 4G54B Ø91.1 (SOHC) 8V	964900-R  pág. 213
	965007	93.5	1.70		Jeep, Rosa Bus, Canter 1971/81 DIESEL	2659cc. 4DR5 80HP Ø92 (SOHC) 8V	965000-R  pág. 214
	965108	93.5	1.30		Canter Serie FB3 1985/93 Truck 2.8 Serie FB308 1985/89 DIESEL	2659cc. 4DR51 80HP Ø92 2800cc. 4DR51 Ø92 (SOHC) 8V	965100-R MLS  pág. 215
	965207	101.0	1.75		Tractor, Autoelevador DIESEL	2960cc. S4E2 8V Ø100	965200-R  pág. 216
	965307	95.5	1.00		Tractor, Autoelevador DIESEL	3331cc. S4S 8V 39HP Ø94	965300-R MLS  pág. 217
	965407	96.0	1.70		Tractor, Autoelevador DIESEL	3900cc. S6E 12V	965400-R  pág. 218

JUNTA TAPA DE CILINDROS

CYLINDER HEAD GASKETS

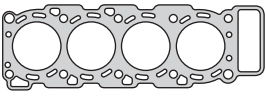
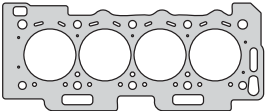
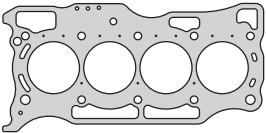
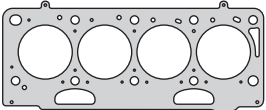
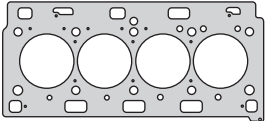
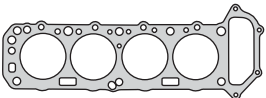
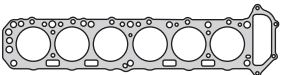
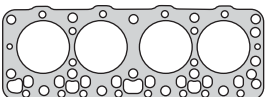
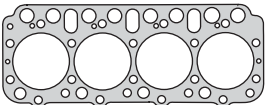
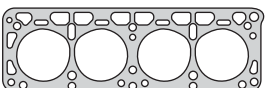
























MITSUBISHI

	Código Code	Q	≠	Kit Bulón Bolt Set	Aplicación Application	Motor Engine	Juego
	965507	103.5	1.70		Tractor DIESEL	4249cc. S4K Ø102	965500  pág. 219
	965608	101.5	1.50		Canter 1992/96 DIESEL	4948cc. 6D31T 12V 145HP Ø100	965600-R MLS  pág. 220
	965707	95.5	1.00		Tractor, Autoelevador DIESEL	4996cc. S6S 12V	965700-R MLS  pág. 221
	965907	123.5	2.20		6000 Bus, 6000 Truck 1984/92 (FK115/FK215/FK415/FK425/FK515) DIESEL	6557cc. 6D14T Ø110 (OHV) 12V	965900-R  pág. 222
	966007	126.0	2.30		6900 Bus (MK116F/MM116H/MM516H) 1982/88, 6900 Truck (FK116/FK215/FK216/FK316) 1984/92 DIESEL	6919cc. 6D15 131HP Ø118 (OHV) 12V	966000-R  pág. 223
	966108	103.0	1.30		Tractor, Autoelevador DIESEL	6380cc. S6KT Ø102	966100-R MLS  pág. 224
	966207	119.0	2.10		Bus, Truck (FK416/FK516) 1988/... DIESEL	7545cc. 6D16A Ø118	966200-R  pág. 225
	966308	95.5	2.10		Camión FP418/FV418/FS428 Bus FB418 T850 1988/... DIESEL	11149cc. 6D22T 260/310HP Ø93 (OHV) 12V	966300-R MLS  pág. 226
	966408	96.0	0.40	B960000	Montero, Endeavor 2003/... Pajero 2007/..., Eclipse 2008/... DIESEL	3828cc. 6G75 215/250HP Ø95 (SOHC) V6 24V	966400-R MLS  pág. 227
	970407	96.0	1.60	B970400  HAD14038 HAS12038	Nativa TD 1999/..., Montero, Pajero Shogun TDI 1995/... DIESEL	2835cc. 4M40TD 125HP Ø95 (SOHC) 8V	970400-R  pág. 228

JUNTA TAPA DE CILINDROS

CYLINDER HEAD GASKETS

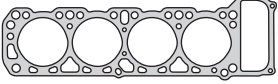






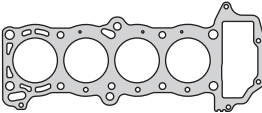


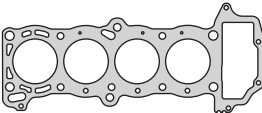



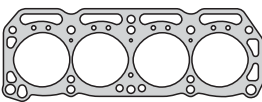

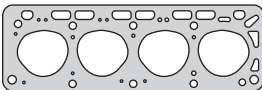

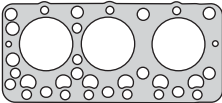

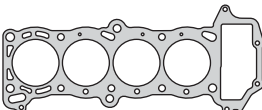


NISSAN

	Código Code	Q	≠	Kit Bulón Bolt Set	Aplicación Application	Motor Engine	Juego																																																																																																																						
	330507	96.0	1.40		Frontier - X Terra 2003/06	2796cc. Sprint 4.07 CA 132HP Ø93	330500-R 🚗 pág. 364																																																																																																																						
	330507-1.70	96.0	1.70		Frontier TD, Xterra electrónico 2007/... DIESEL	2796cc. VW28TI 132HP Ø93 (SOHC) 12V	331100-R MLS 🚗 pág. 366																																																																																																																						
	330508	96.0	1.40						470307	78.0	1.80		Micra 1997/...	1527cc. TUD5 (VJZ) 58HP Ø77 (SOHC) 8V	470300-R 🚗 pág. 424	470308	78.0	1.60		DIESEL		571107	79.0	1.20	B571100	Micra 2005/10, Tiida 2007/12 Versa 2016/..	1598cc. HR16DE 111/120HP Ø78 (DOHC) 16V	571100-R MLS 🚗 pág. 466	571108	79.0	0.60			581608	81.0	1.35	B570300 🔧 HAD12038	Interstar, Primera, Primastar 2002/...	1870cc. F9Q 120HP F9Q772/774 82HP F9Q760/762 100HP Ø80 (SOHC) 8V										581808	90.0	0.95		Primastar 2002/... Interstar 2002/...	2484cc. G9U-730 90HP Ø87 2499cc. G9U-720/724/750/754 90HP Ø87 (DOHC) 16V	581800-R MLS 🚗 pág. 502									900005	87.0	1.40	B900000	Bluebird, Vanette 1980/84 DIESEL	1952cc. LD20 60HP Ø85 (SOHC) 8V	900000-R 🚗 pág. 229	900007	87.0	1.40	🔧 HAD12038		900105	87.0	1.40	B900100 🔧 HAD12038 HAH10055	Laurel, Cedric, Maxime, 810, 280C 1980/... DIESEL	2793cc. LD28 84HP Ø84.5 (SOHC) 12V	900100-R 🚗 pág. 230							900305	91.0	1.40		Cabstar, Homer 1982/..., Urvan 1984/88 Cabstar, Homer 1968/72 Pick Up 720 1984/89 DIESEL	2289cc. SD23 68HP Ø84 2488cc. SD25 68/72HP Ø84 (OHV) 8V										900505	110.0	1.70		Pick Up, Eco T100, Cabstar 1973/... DIESEL	2956cc. ED30 76HP Ø109 3298cc. ED33 84HP Ø109 (OHV) 8V	900500-R 🚗 pág. 231	900508	110.0	1.20			900607	89.5	1.70		Cedric 1965/74, Junior, Caball 1965/81 Clipper 1967/81, Cabstar 1965/82 Forklift 1967/82, Caravan	1982cc. H20 92HP Ø87.2 (OHV) 8V	900600-R 🚗 pág. 232			
	470307	78.0	1.80		Micra 1997/...	1527cc. TUD5 (VJZ) 58HP Ø77 (SOHC) 8V	470300-R 🚗 pág. 424																																																																																																																						
	470308	78.0	1.60		DIESEL				571107	79.0	1.20	B571100	Micra 2005/10, Tiida 2007/12 Versa 2016/..	1598cc. HR16DE 111/120HP Ø78 (DOHC) 16V	571100-R MLS 🚗 pág. 466	571108	79.0	0.60			581608	81.0	1.35	B570300 🔧 HAD12038	Interstar, Primera, Primastar 2002/...	1870cc. F9Q 120HP F9Q772/774 82HP F9Q760/762 100HP Ø80 (SOHC) 8V										581808	90.0	0.95		Primastar 2002/... Interstar 2002/...	2484cc. G9U-730 90HP Ø87 2499cc. G9U-720/724/750/754 90HP Ø87 (DOHC) 16V	581800-R MLS 🚗 pág. 502									900005	87.0	1.40	B900000	Bluebird, Vanette 1980/84 DIESEL	1952cc. LD20 60HP Ø85 (SOHC) 8V	900000-R 🚗 pág. 229	900007	87.0	1.40	🔧 HAD12038		900105	87.0	1.40	B900100 🔧 HAD12038 HAH10055	Laurel, Cedric, Maxime, 810, 280C 1980/... DIESEL	2793cc. LD28 84HP Ø84.5 (SOHC) 12V	900100-R 🚗 pág. 230							900305	91.0	1.40		Cabstar, Homer 1982/..., Urvan 1984/88 Cabstar, Homer 1968/72 Pick Up 720 1984/89 DIESEL	2289cc. SD23 68HP Ø84 2488cc. SD25 68/72HP Ø84 (OHV) 8V										900505	110.0	1.70		Pick Up, Eco T100, Cabstar 1973/... DIESEL	2956cc. ED30 76HP Ø109 3298cc. ED33 84HP Ø109 (OHV) 8V	900500-R 🚗 pág. 231	900508	110.0	1.20			900607	89.5	1.70		Cedric 1965/74, Junior, Caball 1965/81 Clipper 1967/81, Cabstar 1965/82 Forklift 1967/82, Caravan	1982cc. H20 92HP Ø87.2 (OHV) 8V	900600-R 🚗 pág. 232																
	571107	79.0	1.20	B571100	Micra 2005/10, Tiida 2007/12 Versa 2016/..	1598cc. HR16DE 111/120HP Ø78 (DOHC) 16V	571100-R MLS 🚗 pág. 466																																																																																																																						
	571108	79.0	0.60						581608	81.0	1.35	B570300 🔧 HAD12038	Interstar, Primera, Primastar 2002/...	1870cc. F9Q 120HP F9Q772/774 82HP F9Q760/762 100HP Ø80 (SOHC) 8V										581808	90.0	0.95		Primastar 2002/... Interstar 2002/...	2484cc. G9U-730 90HP Ø87 2499cc. G9U-720/724/750/754 90HP Ø87 (DOHC) 16V	581800-R MLS 🚗 pág. 502									900005	87.0	1.40	B900000	Bluebird, Vanette 1980/84 DIESEL	1952cc. LD20 60HP Ø85 (SOHC) 8V	900000-R 🚗 pág. 229	900007	87.0	1.40	🔧 HAD12038		900105	87.0	1.40	B900100 🔧 HAD12038 HAH10055	Laurel, Cedric, Maxime, 810, 280C 1980/... DIESEL	2793cc. LD28 84HP Ø84.5 (SOHC) 12V	900100-R 🚗 pág. 230							900305	91.0	1.40		Cabstar, Homer 1982/..., Urvan 1984/88 Cabstar, Homer 1968/72 Pick Up 720 1984/89 DIESEL	2289cc. SD23 68HP Ø84 2488cc. SD25 68/72HP Ø84 (OHV) 8V										900505	110.0	1.70		Pick Up, Eco T100, Cabstar 1973/... DIESEL	2956cc. ED30 76HP Ø109 3298cc. ED33 84HP Ø109 (OHV) 8V	900500-R 🚗 pág. 231	900508	110.0	1.20			900607	89.5	1.70		Cedric 1965/74, Junior, Caball 1965/81 Clipper 1967/81, Cabstar 1965/82 Forklift 1967/82, Caravan	1982cc. H20 92HP Ø87.2 (OHV) 8V	900600-R 🚗 pág. 232																												
	581608	81.0	1.35	B570300 🔧 HAD12038	Interstar, Primera, Primastar 2002/...	1870cc. F9Q 120HP F9Q772/774 82HP F9Q760/762 100HP Ø80 (SOHC) 8V																																																																																																																							
	581808	90.0	0.95		Primastar 2002/... Interstar 2002/...	2484cc. G9U-730 90HP Ø87 2499cc. G9U-720/724/750/754 90HP Ø87 (DOHC) 16V	581800-R MLS 🚗 pág. 502																																																																																																																						
	900005	87.0	1.40	B900000	Bluebird, Vanette 1980/84 DIESEL	1952cc. LD20 60HP Ø85 (SOHC) 8V	900000-R 🚗 pág. 229																																																																																																																						
	900007	87.0	1.40	🔧 HAD12038																																																																																																																									
	900105	87.0	1.40	B900100 🔧 HAD12038 HAH10055	Laurel, Cedric, Maxime, 810, 280C 1980/... DIESEL	2793cc. LD28 84HP Ø84.5 (SOHC) 12V	900100-R 🚗 pág. 230																																																																																																																						
	900305	91.0	1.40		Cabstar, Homer 1982/..., Urvan 1984/88 Cabstar, Homer 1968/72 Pick Up 720 1984/89 DIESEL	2289cc. SD23 68HP Ø84 2488cc. SD25 68/72HP Ø84 (OHV) 8V																																																																																																																							
	900505	110.0	1.70		Pick Up, Eco T100, Cabstar 1973/... DIESEL	2956cc. ED30 76HP Ø109 3298cc. ED33 84HP Ø109 (OHV) 8V	900500-R 🚗 pág. 231																																																																																																																						
	900508	110.0	1.20																																																																																																																										
	900607	89.5	1.70		Cedric 1965/74, Junior, Caball 1965/81 Clipper 1967/81, Cabstar 1965/82 Forklift 1967/82, Caravan	1982cc. H20 92HP Ø87.2 (OHV) 8V	900600-R 🚗 pág. 232																																																																																																																						

JUNTA TAPA DE CILINDROS

CYLINDER HEAD GASKETS

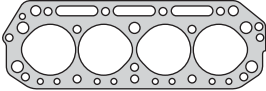

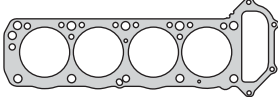


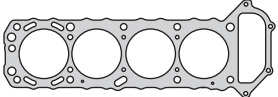

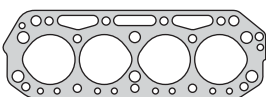

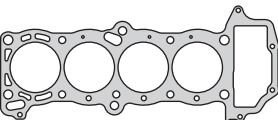






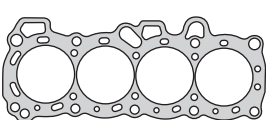

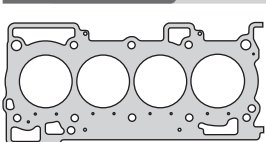


NISSAN

	Código Code	Q	≠	Kit Bulón Bolt Set	Aplicación Application	Motor Engine	Juego
	901007	86.0	1.20		510 1968/73, 521 1969/72 Skyline, Violet, Silvia 1976/81 Violet, 200SX 1976/80	1597cc. L16 100HP Ø83 1770cc. L18/18S 105HP 85 1952cc. L20B 105HP Ø85 (SOHC) 8V	
	901307	88.5	1.62	B901300	Pathfinder, Terrano 1987/95, Quest Maxima 1990/98	2960cc. V30E - VG30E 148/170HP Ø87 (SOHC) V6 12V	901300-R  pág. 233
	901407	93.0	1.62	B901300	Máxima Q x 4 1997/... Pathfinder 1996/..., Frontier 1998/...	3274cc. VG33E 168/170HP Ø87 (SOHC) V6 12V	901400-R  pág. 234
	901508	96.0	0.80	B901500	Pathfinder, Cefiro, Qx4 2000/01	3498cc. VQ35DE 220HP Ø95.5 (DOHC) V6 24V	901500-R  pág. 235
	901607	74.5	1.75	B902100  HAH10055 HAH10100	Sunny 1990/..., Sentra 1993/...	1295cc. GA13DS 79HP Ø73.6 (DOHC) 16V	901600-R  pág. 236
	901707	75.5	1.70	B902100  HAH10055 HAH10100	Sunny 1990/95 Almera 1995/00, Sunny 1995/...	1392cc. GA14DS 82HP Ø73.6 (DOHC) 16V 1392cc. GA14DE 87HP Ø73.6 (DOHC) 16V	901700-R  pág. 237 904100-R  pág. 205
	901807	78.0	1.70		Sunny, Vanette 1980/...	1487cc. A15 73/85HP Ø76	901800-R  pág. 238
	901907	77.5	1.70		Tractor	1500cc. H15 8V Ø76	901900-R  pág. 239
	902007	85.5	1.70		Tractor, Autoelevador DIESEL	1500cc. SD15 6V Ø83 1600cc. SD16 6V Ø83	902000-R  pág. 240
	902107	78.0	1.40	B902100  HAH10055 HAH10100	Sentra 1991/94, Tsubame, Tsuru Vanette Cargo 1993/97	1597cc. GA16DE/DNE 97/105HP Ø76 (DOHC) 16V	902100-R  pág. 241

JUNTA TAPA DE CILINDROS

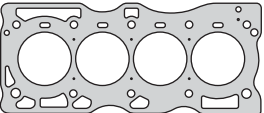

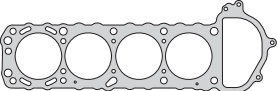

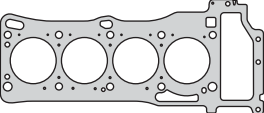

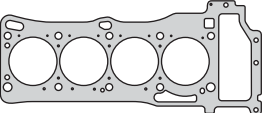

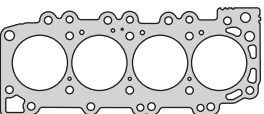

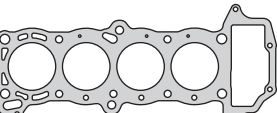

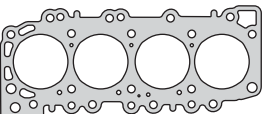


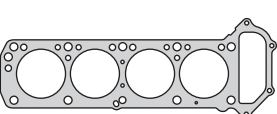

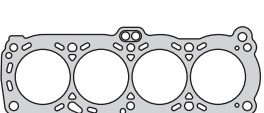

CYLINDER HEAD GASKETS

NISSAN

	Código Code	Q	≠	Kit Bulón Bolt Set	Aplicación Application	Motor Engine	Juego
	902205	82.0	1.20		Pick Up, Sacura, Estaquitas Ichi Van 1981/93, Samurai Guayin 1982/84	1800cc. J18 8V Ø80.5	902200-R  pág. 242
	962305	90.0	1.70		Vanette, Urvan, Chocolate 1987/...	2389cc. Z241 103HP Ø89 (SOHC) 8V	902300-R  pág. 243
	902407-SM 902407-1M 902407-2M	89.0 89.0 89.0	1.10 1.20 1.30		Sentra 1983/87, Pulsar 1986/... Cherry, Sunny 1982/89 DIESEL	1680cc. CD 17 54/61HP Ø80	
	902507	90.0	1.30		Ichi Van 1991/94, Pick Up, Terrano II Van 1989/...	2389cc. KA24E - KA24S 124/133HP (SOHC) 12V Ø89	902500-R  pág. 244
	902605	80.0	1.30		Datsun Sedan, Estaquitas, Guayin Pick Up 1970/84	1483cc. J15 77HP Ø78 1567cc. J16 80HP Ø78 (OHV) 8V	902600-R  pág. 245
	902905 902907	78.0 78.0	1.40 1.40	B902100  HAH10055 HAH10100	Tsuru, Sentra 1997/06	1597cc. GA16DNE 97HP Ø76 (DOHC) 16V	902900-R  pág. 246
	903007	81.5	1.30	B903000  HAH10055 HAH10100	Sunny 1986/89, Pulsar 1987/... 200 SX Turbo 1989/93, Sunny Turbo 1988/..., Sunny, Pulsar 1988/...	1598cc. CA16DE 122HP Ø78 1809cc. CA18DE/DET 125/169HP Ø83 (DOHC) 16V	
	903107	87.0	1.30	B903100  HAH10055 HAH10100	Primera 1990/96, Serena 1992/96 Sunny GTI Turbo 1990/94	1998cc. SR20DE 125/150HP SR20DET 220HP Ø86 (DOHC) 16V	
	903207	69.5	1.40	B903200  HAD12038	March 1982/..., Micra 1988/... March, Micra 1986/...	988cc. MA10 55HP Ø68 1235cc. MA12 60HP Ø71 (SOHC) 8V	
	903407 903408	85.0 84.5	1.20 0.48	B903400  HAH10055 HAH10100	Tiida 2007/08	1797cc. MR18DE 124HP Ø84 (DOHC) 16V	903400-R MLS  pág. 247

JUNTA TAPA DE CILINDROS



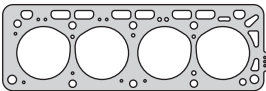

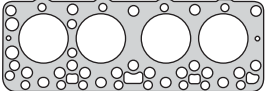

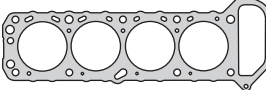

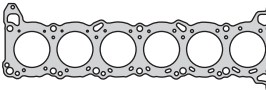

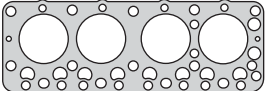

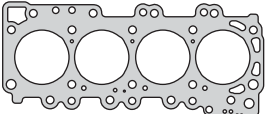

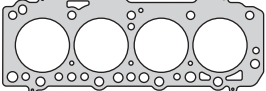



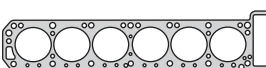

CYLINDER HEAD GASKETS

NISSAN							
	Código Code	Q	≠	Kit Bulón Bolt Set	Aplicación Application	Motor Engine	Juego
	903508	89.5	0.65	B903500 HAH10055 HAH10100	X-Trail 2001/..., Primera 2002/... X-Trail, Altima, Sentra 2002/..., Maxima 2004/...	1998cc QR20DE 149/150HP Ø89 2488cc QR25DE 165/177HP Ø89 (DOHC) 16V	903500-R  pág. 248
	903607	90.0	1.70	B903600	Urvan, Urvan 2000/03, King-Cab 2001/... X-Terra, Frontier, Altima 2000/01	2389cc. KA24DE 139/150HP Ø89 (DOHC) 16V	903600-R  pág. 249
	903708	76.5	0.50	B903700 HAH10055 HAH10100	Sunny, Sentra, Primera 2000/...	1597cc. QG16DE 109HP Ø76 (DOHC) 16V	903700-R MLS  pág. 250
	903808	80.5	0.50	B903700 HAH10055 HAH10100	Sunny, Bluebird 1998/..., Almera Pulsar 2000/...	1769cc. QG18DE 114/126HP Ø80 (DOHC) 16V	903800-R MLS  pág. 251
	904008-SM 904008-1M 904008-2M 904008-3M 904008-4M 904008-5M	90.0 90.0 90.0 90.0 90.0	0.85 0.90 0.92 0.95 0.97 1.00	B904000 HAH10055 HAH10100	King-Cab TD 2001/..., Hardbody 2006/... DIESEL	2488cc. YD25DDTi 133/172HP Ø89 (DOHC) 16V	904000-R  pág. 252
	904107	75.5	1.70	B902100 HAH10055 HAH10100	Almera 1995/00, Sunny 1995/...	1392cc. GA14DE 87HP Ø73.6 (DOHC) 16V	904100-R  pág. 253
	904208-SM 904208-1M 904208-2M 904208-3M 904208-4M 904208-5M	86.5 86.5 86.5 86.5 86.5	0.85 0.90 0.92 0.95 0.97 1.00	B904200 HAH10055 HAH10100	X-Trail TD 2001/... DIESEL	2184cc. YD22DDTi 114HP Ø86 (DOHC) 16V	
	904507	84.0	1.75	B902100 HAH10055 HAH10100	Bluebird Serie U13 1993/...	1838cc. SR18DE 125HP Ø83 (DOHC) 16V	904500-R  pág. 254
	904607	86.8	1.60		Pick Up D21 1986/88	1952cc. Z20 87HP Ø85 (SOHC) 8V	904600-R  pág. 255
	904708	85.7	1.70		Bluebird 1983/...	1974cc. CA20S 105HP Ø84.5 (SOHC) 8V	904700-R  pág. 256

JUNTA TAPA DE CILINDROS

CYLINDER HEAD GASKETS



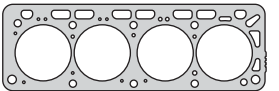

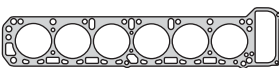

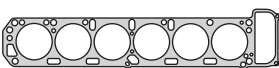

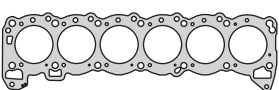


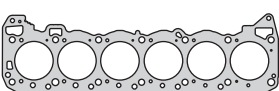


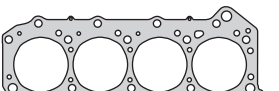








NISSAN

	Código Code	Q	≠	Kit Bulón Bolt Set	Aplicación Application	Motor Engine	Juego
	904808	85.5	1.15	B902900 HAH10055 HAH10100	Primera, Pulsar, Sunny 1991/96 Almera 1995/98 DIESEL	1974cc. CD20 75HP Ø84.5 (SOHC) 8V	904800-R MLS  pág. 257
	904907	89.5	1.70		Autoelevador 1983/...	1982cc. H20-II 92HP Ø87.2 (DOHC) 8V	904900-R  pág. 258
	905007	85.5	1.70		Cedric 1979/83 Cabstar, Homer, Clipper 1979/82 Pick UP 720, Cedric 1979/80 DIESEL	1991cc. SD20 59HP Ø83 2164cc. SD22 65HP Ø83 (OHV) 8V	905000-R  pág. 259
	905107	88.0	1.70		Datsun Truck 1989/99, Atlas 1990/99 Caravan 1990/99	1998cc. NA20 99HP Ø87 (SOHC) 8V	905100-R  pág. 260
	905207	80.0	1.40		Laurel 1985/...	1998cc. RB20E 96/110HP Ø78 (SOHC) 12V	905200-R  pág. 261
	905307	85.5	1.35		Cedric, Cabstar, Pick Up 720 1979/82 DIESEL	2164cc. SD22 65HP Ø83 (OHV) 8V	905300-R  pág. 262
	905408	86.5	0.80		Ad Van 1998/..., Sunny 1999/... DIESEL	2184cc. YD22DD 110HP Ø86 (DOHC) 16V	905400-R MLS  pág. 263
	905508 905508-1.40	87.5 87.5	1.30 1.40		Vanette Cargo 1995/... - Serena 1994/... DIESEL	2283cc. LD23 75HP Ø87 (SOHC) 8V	905500-R MLS  pág. 264
	905607 905608 905608-1M 905608-2M 905608-3M	90.0 90.5 90.5 90.5 90.5	1.60 1.25 1.20 1.25 1.30		Urvan, Cabstar 1987/90 DIESEL	2289cc. TD23 69HP Ø89 (OHV) 8V	905600-R MLS  pág. 265
	905707	85.5	1.70		Skyline, Blue Bird, Datsun 810 1977/83	2393cc. L24E 130HP Ø83 (SOHC) 12V	905700-R  pág. 266

JUNTA TAPA DE CILINDROS

CYLINDER HEAD GASKETS

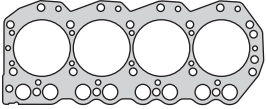

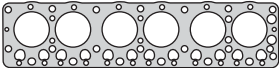

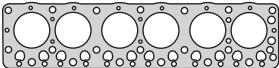

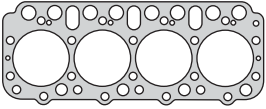


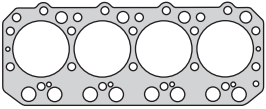
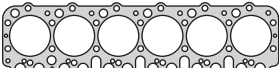





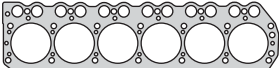

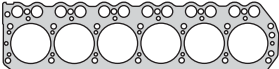

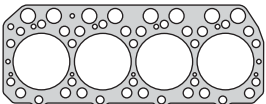


NISSAN

	Código Code	Q	≠	Kit Bulón Bolt Set	Aplicación Application	Motor Engine	Juego
	905808	88.0	1.65		Skyline 1985/... Skyline, Patrol 1989/93	2428cc. RB24S 139HP Ø86 2962cc. RB30S 147HP Ø86 (SOHC) 12V	905800-R  pág. 267
	905907	94.0	1.70		Tractor, Autoelevador	2472cc. H25 62HP Ø92 (DOHC) 8V	905900-R  pág. 268
	906007	85.0	1.55		Cedric, Fairlady 1970/72, 810 1977/81 Datsun, Skyline 1977/83, Cedric Fairlady, Laurel 1972/75	2393cc. L24/L24E 130/140HP Ø83 2565cc. L26S 150HP Ø83 (SOHC) 12V	906000-R  pág. 269
	906107	89.5	1.65		Laurel, Cedric, Fairlady 1975/80 280 Z 1979/80, Patrol 1980/...	2753cc. L28S 140HP L28E/L28ES 139HP Ø86 (SOHC) 12V	906100-R  pág. 270
	906207	86.0	1.70	B903900  HAH10055 HAH10100	Laurel, Gloria 1985/89 Pick Up 1987/94, Patrol 1989/96 DIESEL	2825cc. RD28T 74/101HP Ø85 (SOHC) 12V	906200-R  pág. 271
	906308-1M 906308-2M 906308-3M	86.0 86.0 86.0	1.45 1.50 1.55	B903900  HAH10055 HAH10100	Patrol TD 1989/96, Y60 1985/... DIESEL	2825cc. RD28T 116HP Ø85 (SOHC) 12V	906300-R MLS  pág. 272
	906408-1M 906408-2M 906408-3M	97.0 97.0 97.0	0.55 0.60 0.65		Cabstar DTI 2006/... DIESEL	2953cc. Z30DDTI 158HP Ø96 (DOHC) 16V	906400-R MLS  pág. 273
	906508	94.0	0.75		Maxima 1995/99, Cefiro 1995/...	2988cc. VQ30DE 193HP Ø93 (DOHC) V6 24V	906500-R MLS  pág. 274
	906608	94.0	0.65		Maxima 2000/..., Cefiro 1998/...	2988cc. VQ30DE 241HP Ø93 (DOHC) V6 24V	906600-R MLS  pág. 275
	906708-1M 906708-2M 906708-3M 906708	97.0 97.0 97.0 97.0	1.20 1.25 1.30 1.25		Tractor 1992/..., Condor 1992/94 Trade 1993/96, Cabstar 1998/01 DIESEL	2953cc. BD30 86HP Ø96 (SOHC) 8V 3000cc. BD30-Ti 86HP Ø96 (OHV) 8V	906700-R MLS  pág. 276 906800-R MLS  pág. 277

JUNTA TAPA DE CILINDROS

CYLINDER HEAD GASKETS

NISSAN

	Código Code	Q	≠	Kit Bulón Bolt Set	Aplicación Application	Motor Engine	Juego
	906908-SM	100.5	1.15		Frontier, Terrano 1997/... DIESEL	3153cc. QD32 103HP Ø99.2 (OHV) 8V	906900-R MLS  pág. 278
	906908-1M	100.5	1.20				
	906908-2M	100.5	1.25				
	906908	100.5	1.25				
	907007	85.5	1.30		Truck 1980/..., Patrol 1982/89 DIESEL	3246cc. SD33 95/100HP Ø83 (OHV) 12V	907000-R  pág. 279
	907108	86.0	1.40		Truck 1986/..., Patrol 1983/... DIESEL	3246cc. SD33T 115HP Ø83 (OHV) 12V	907100-R MLS  pág. 280
	907208	110.0	1.60		Atlas 1984/86, Truck 1984/...	3298cc. FD33 8V 99HP Ø108	907200-R  pág. 281
					Atlas 1983/86, Civilian 1984/88 Truck 1984/...	3298cc. FD33T 8V 118HP Ø108	907300-R MLS  pág. 282
	907308	109.5	1.25		Truck 3500, Atlas 1986/91 DIESEL	3460cc. FD35T Ø102,5	
	907408	110.5	1.60		Camión 5700 1978/...	5654cc. FD6 Ø109 (SOHC) 12V	907400-R  pág. 283
					Camión 5700 1980/...	5654cc. FD6 170HP Ø108 (SOHC) 12V	908200-R  pág. 290
					Camión 5700 1975/83 DIESEL	5654cc. FD6T 175HP Ø108 (SOHC) 12V	908300-R  pág. 291
	907507	98.0	1.60		Patrol, Safari 1991/...	4169cc. TB42S 170HP Ø96 (OHV) 12V	907500-R  pág. 284
	907608	98.0	1.25		Patrol, Safari 1988/... Safari Pick Up 1999/... DIESEL	4169cc. TD42 161HP Ø96 (SOHC) 12V	907600-R MLS  pág. 285
	907708	97.5	1.30		Safari, Civilian, Patrol 1995/... DIESEL	4169cc. TD42T 143HP Ø96 (SOHC) 12V	907700-R MLS  pág. 286
	907808	110.5	1.50		Atlas, Condor 1993/...	4214cc. FD42 8V 123HP Ø109	907800-R MLS  pág. 287
					Atlas, Condor 1995/... DIESEL	4617cc. FD46 8V 133HP Ø109	907900-R MLS  pág. 288

JUNTA TAPA DE CILINDROS

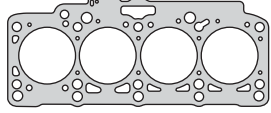


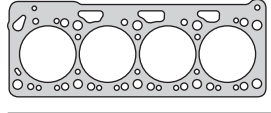

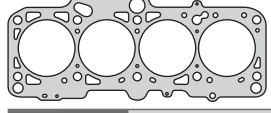


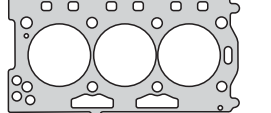

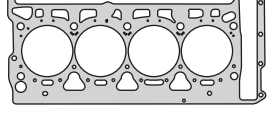


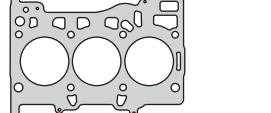


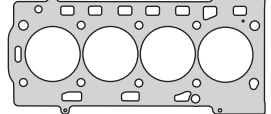


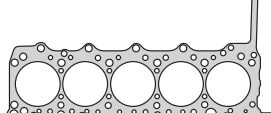


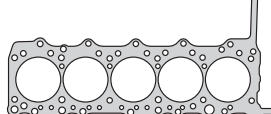


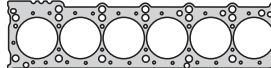

CYLINDER HEAD GASKETS

NISSAM							
	Código Code	Q	≠	Kit Bulón Bolt Set	Aplicación Application	Motor Engine	Juego
	908008	100.5	0.60		Patrol, Safari 2000/...	4800cc. TB48E 248HP Ø99.5 (DOHC) 24V	908000-R MLS  pág. 289
	908408	113.5	2.00		Camión, Bus 1977/... DIESEL	6842cc. ND6 133HP Ø110 (SOHC) 12V	908400-R  pág. 292
	908508	122.5	1.60		Camión, Bus 1992/95 DIESEL	9160cc. NF6T 12V 300HP Ø120	908500-R MLS  pág. 293
	908608	128.5	1.95		Camión, Bus 1969/... DIESEL	10308cc. PD6 200/300HP Ø125 (SOHC) 12V	908600-R  pág. 294
	908707	129.0	1.60		Camión, Bus 1970/... DIESEL	10308cc. PD6T 260/300HP Ø127 (SOHC) 12V	908700-R  pág. 295
	908808	78.5	0.60	B571100	Micra 2002/09, Tiida 2005/... Bluebird, Versa, March 2006/...	1598cc. HR16DE 110/115HP Ø78 (DOHC) 16V	908800-R MLS  pág. 296
	920005 920007	77.0 77.0	1.20 1.20		Samuray, Sedan, Ninja, Guayin 1984/94 Sentra, Tsuru 1984/94	1487cc. E15 85HP Ø76 1597cc. E16 105HP Ø76 (SOHC) 8V	920000-R  pág. 297
	920208	97.8	1.58	B920200  HAS17038	Pathfinder D, Terrano D 1986/... Terrano TD 1989/92 DIESEL	2663cc. TD27 85HP TD27T 100HP (SOHC) 8V Ø96	920200-R  pág. 298
	950905	88.5	1.40		280Z 1981/83	2753cc. L28E/ET 145HP Ø86 (SOHC) 12V	
SHANGAI							
	910905	101.0	1.40		Tractor DIESEL	495A Tracción Simple 485A 18 Tracción Doble	910900  pág. 299

JUNTA TAPA DE CILINDROS

CYLINDER HEAD GASKETS

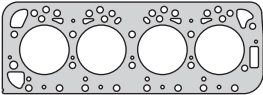
SKODA

	Código Code	Q	≠	Kit Bulón Bolt Set	Aplicación Application	Motor Engine	Juego
	223407-1M	81.0	1.50	B223400  HAN12055 HAN12100	Octavia TDI 1996/... DIESEL	1896cc. AGR/AGP/AHF 68/90/110HP (SOHC) 8V Ø79.5	223401-R  pág. 544
	223407-2M	81.0	1.60				
	223407-3M	81.0	1.70				
	223408-1M	80.5	1.55				
	223408-2M	80.5	1.63				
	223408-3M	80.5	1.71				
	223708	77.5	0.35	B230300  HAN12055 HAN12100	Octavia, Felicia, Pick Up 1996/...	1598cc. AEE 75HP Ø76.5	
	231105	83.5	1.40	B224100  HAR10168	Octavia 1999/04	1984cc. APK/AQY/AZH 115HP Ø82.5 (SOHC) 8V	231100-R MLS  pág. 559
	231107	83.5	1.40				
	231108	83.5	1.40				
	232008	77.0	0.64	B232000  HAN12055 HAN12100	Fabia 2001/04 - 2004/10	1198cc. AWY/BBM/BMD/CHFA 54/60HP Ø76,5 (SOHC) 6V	
	232908	83.3	0.90	B221700  HAR10168	Octavia TSI 2007/...	1798cc. BZB/CDAA 160/152HP Ø82.5 (DOHC) 16V	233200-R MLS  pág. 569
					Octavia, SuperB, Yeti 2009/...	1798cc. CDAB 152HP Ø82,5 (DOHC) 16V	
	233107	76.0	1.20	B233100  HAN12055 HAN12100	Citigo 2011/...	999cc. CHYA/CHYB 60/75HP Ø74,5 (DOHC) 12V	233100-R MLS  pág. 568
	233307	78.0	1.20	B231700  HAN12055 HAN12100	Octavia 2004/...	1598cc. BLF 115HP Ø76,5 (DOHC) 16V	233300-R MLS  pág. 570
SSANG YOUNG							
	351107	90.0	1.70	B351100  HAN10055 HAN10100	Korando KJ TDI, Musso MJ TDI 1997/... DIESEL	2874cc. OM 662 120HP Ø89 (SOHC) 10V	351100-R  pág. 343
	351307	90.0	1.70	B351100  HAN10055 HAN10100	Korando KJ 1996/..., Musso MJ 1995/... DIESEL	2874cc. MB602 95HP Ø89 (SOHC) 10V	351300-R  pág. 345
	352507	91.0	1.70	B352500  HAN12055 HAN12100	Korando, Musso 1996/...	3199cc. MB162.990 220HP Ø89.9 (DOHC) 24V	

JUNTA TAPA DE CILINDROS

CYLINDER HEAD GASKETS

SSANG YOUNG

	Código Code	Q	≠	Kit Bulón Bolt Set	Aplicación Application	Motor Engine	Juego
	450407-1M	96.0	1.50	B450700	Korando Family 1993/97 DIESEL	2498cc. X3DP 79HP Ø94 (OHV) 8V	450701-R 450700-R-1M 450700-R-2M 450700-R-3M 450700-R-4M 📄 pág. 393
	450407-2M	96.0	1.60	B450700-1			
	450407-3M	96.0	1.70	HAS17038			
	450407-4M	96.0	1.80	HAS12038			

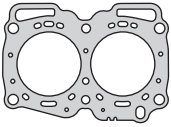







SUBARU

	950507	77.0	1.40		K87/K87L, EK23/EK24, KF1/KT1 1981/...	544cc. EK 23/24 4V 35HP Ø76	950500-R 📄 pág. 301
	951005	79.5	1.70		Justy, Libero, Sumo 1984/...	997cc. EF10 50/55HP Ø78 (SOHC) 6V	951000-R 📄 pág. 302
	951107	79.5	1.75		Justy 1987/93, Libero, Sumo 1990/97	1189cc. EF12 52/62HP Ø78 (SOHC) 9V	951100-R 📄 pág. 303
	951207	94.0	1.70		New Leone, Brat 1975/79	1595cc. EK 23/24 82/95HP Ø92 (SOHC) 8V	951200-R 📄 pág. 304
	951407	94.0	1.70		New Leone, Brat 1979/...	1781cc. EA81 100HP Ø76 (SOHC) 8V	951400-R 📄 pág. 305
	951507	94.0	1.65		Leone, XT Coupe 1985/89 Loyale 1990/94	1781cc. EA82 90HP Ø92 (SOHC) 8V	951500-R 📄 pág. 306
	951807	90.0	1.70		Legacy 1989/...	1820cc. EJ18 103/110HP Ø87.9 (SOHC) 16V	951800-R 📄 pág. 307
	951907	93.5	1.60	B951900	Legacy 1989/...	1994cc. EJ20GN 200HP Ø92 (DOHC) 16V	951900-R 📄 pág. 308
	952008	93.5	0.55		Forester 1998/02, Legacy 1999/02	1994cc. EJ20T 177/225HP Ø92 (DOHC) 16V	952000-R MLS 📄 pág. 309

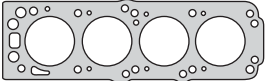


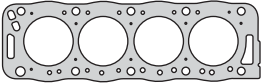


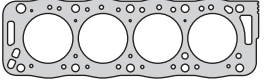


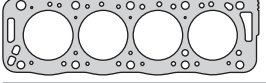







JUNTA TAPA DE CILINDROS

CYLINDER HEAD GASKETS

SUBARU

	Código Code	Q	≠	Kit Bulón Bolt Set	Aplicación Application	Motor Engine	Juego
	952107	98.0	1.65		Legacy, Impreza 1989/...	2212cc. EJ22E 136HP Ø97 (SOHC) 16V	952100-R  pág. 310
	952408	101.0	1.40		Legacy 1996/..., Forester 1997/...	2457cc. EJ25D 165HP Ø99.5 (DOHC) 16V	952400-R MLS  pág. 311
	952508	101.0	1.25		Legacy, Legacy Outback Legacy Outback Limited 1997/99	2457cc. EJ25D 165HP Ø99.5 (DOHC) 16V	952500-R MLS  pág. 312
	952607	101.0	1.65		Outback, Legacy, Legacy Outback Legacy Outback Limited 1996/98	2457cc. EJ25 155/165/150HP Ø99.5 (DOHC) 16V	952600-R  pág. 313

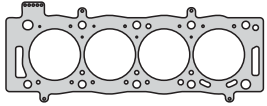


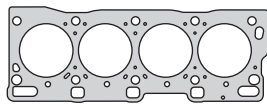


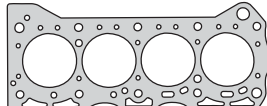


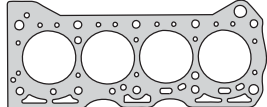


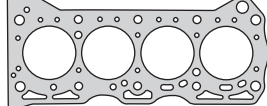

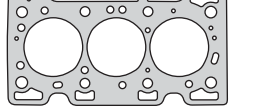

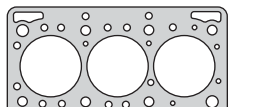

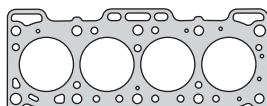


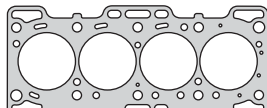


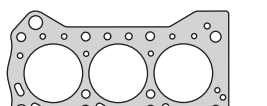

SUZUKI

	240905 240908	73.5 74.0	1.40 1.40	B280600  HAE12038	Fun 2002/...	999cc. MPFI 60HP Ø71.1 (SOHC) 8V	241200-R  pág. 41
	460307-1M 460307-2M 460307-3M 460307-4M	84.0 84.0 84.0 84.0	1.50 1.60 1.70 1.80	B460300  HAT55055 HAT55100	Vitara 1995/96 DIESEL	1905cc. XUD9 68HP Ø83 (SOHC) 8V	460301-R  pág. 412
	460907-1M 460907-2M 460907-3M	84.0 84.0 84.0	1.50 1.60 1.70	B460900  HAT55055 HAT55100	Vitara TD 1996/... DIESEL	1905cc. XUD9 TE 75HP Ø83 (SOHC) 8V	460900-R  pág. 418
	460908-1M 460908-2M 460908-3M 460908-4M 460908-5M	84.0 84.0 84.0 84.0 84.0	1.34 1.38 1.42 1.50 1.55	B460900  HAT55055 HAT55100	Vitara TD 1996/... DIESEL	1905cc. XUD9 TE 75HP Ø83 (SOHC) 8V	460900-R  pág. 418
	461307-1M 461307-2M 461307-3M 461307-4M 461307-5M	84.0 84.0 84.0 84.0 84.0	1.36 1.40 1.44 1.48 1.52	B460300  HAT55055 HAT55100	Vitara 1995/96 DIESEL	1905cc. XUD9 68HP Ø83 (SOHC) 8V	
	470807-1M 470807-2M 470807-3M 470807-4M 470807-5M	86.0 86.0 86.0 86.0 86.0	1.30 1.35 1.40 1.45 1.50	B470800  HAE14038	Vitara HDI, Grand Vitara HDI 2000/... DIESEL	1997cc. 108HP Ø85 (SOHC) 8V	470801-R  pág. 429

JUNTA TAPA DE CILINDROS

CYLINDER HEAD GASKETS

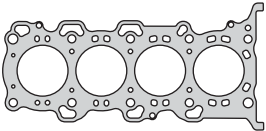

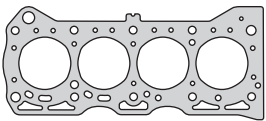

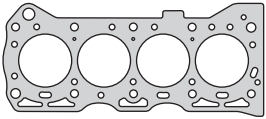

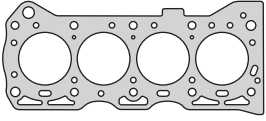

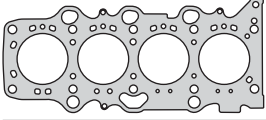

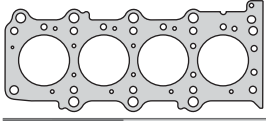

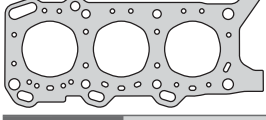

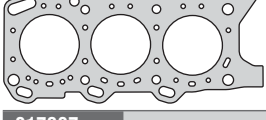

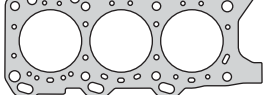

SUZUKI

	Código Code	Q	≠	Kit Bulón Bolt Set	Aplicación Application	Motor Engine	Juego
	470808						
	470808-1M	86.0	1.30	B470800	Vitara HDI, Grand Vitara HDI 2000/...	1997cc.	470801-R
	470808-2M	86.0	1.34	 HAE14038	DIESEL	108HP Ø85 (SOHC) 8V	 pág. 429
	470808-3M	86.0	1.38				
	470808-4M	86.0	1.42				
470808-5M	86.0	1.50					
	910107 - 910108						
	910107	88.0	1.30	B900900	Vitara TD 1996/...	1998cc.	910100-R
	910108	88.0	1.38	 HAD14038	DIESEL	RF 71/87HP Ø85	 pág. 101
	910207	75.0	1.30	B910200	Escudo 1988/88, Vitara 1988/93, Sidekick 1989/95	1590cc.	910200-R
				 HAS14038		G16KC/G16A 82HP Ø75 (SOHC) 8V	 pág. 315
	910307	76.0	1.70	B910300	Swift, Sidekick, Samurai, Cultus 1985/89	1324cc.	910300-R
				 HAS14038		G13A 64/68HP Ø74 (SOHC) 8V	 pág. 316
	910407	75.0	1.30		Swift 1989/94	1298cc.	910400-R
						G13K 115HP Ø74 (DOHC) 16V	 pág. 317
	916007	66.5	1.65		Cervo, Alto, Carry, Carol 1988/90	547cc.	916000-R
					Alto 1990/94 - 1998/00 Cervo 1990/98, Jimny 1995/98	F5B 64HP Ø65 657cc. F6A 64HP Ø65 (SOHC) 12V	 pág. 318
	916107	69.0	1.75		Alto 1980/84	795cc.	916100-R
						F8B - AB51 40HP Ø68.5 (SOHC) 6V	 pág. 319
	916207	64.0	1.70	B916200	Jimny, Light Truck 1978/...	797cc.	916200-R
				 HAS14038		F8A 41HP Ø62 (SOHC) 8V	 pág. 320
	916307	67.0	1.70	B916300	ST100 1983/..., Jimny Samurai 1982/91, Super Carry 1985/99	970cc.	916300-R
				 HAS14038		F10A 40HP Ø65.5 (SOHC) 8V	 pág. 321
	916407	75.5	1.70		Cultus, Sprint, Swift, Forsa 1984/88	993cc.	916400-R
						G10 50HP Ø74 (SOHC) 6V	 pág. 322

JUNTA TAPA DE CILINDROS

CYLINDER HEAD GASKETS

SUZUKI

	Código Code	Q	≠	Kit Bulón Bolt Set	Aplicación Application	Motor Engine	Juego
	916508	69.0	0.60		Wagon R 1997/00	996cc. K10A 65HP Ø68 (DOHC) 16V	916500-R MLS  pág. 323
	916607	73.5	1.65		Baleno, Swift 1995/...	998cc. G10BB 53HP Ø72 (SOHC) 16V	916600-R  pág. 324
	916707	75.0	1.70		Cultus 1996/...	1298cc. G13BA 64HP Ø74 (SOHC) 16V	916700-R  pág. 325
	916807	75.0	1.65		Wagon 1998/..., Swift 1998/01 Carry 1999/..., Baleno 1995/00 Jimny 1998/00, Cultus 1993/03	1298cc. G13BB 76/98HP Ø74 (SOHC) 16V	916800-R  pág. 326
	916908	79.0	0.70	B916900	Ignis 2000/03, Lilliana 2001/03 Jimny 2001/02	1328cc. M13A 83/90HP M13AWT 94HP Ø78 (DOHC) 16V	916900-R MLS  pág. 327
	917008	85.0	0.70		Vitara, Grand Vitara 1998/05 Aerio 2002/...	1995cc. J20A 128/140HP Ø84 (DOHC) 16V	917000-R MLS  pág. 328
	917107	79.0	1.65		Vitara, Escudo 1995/00	1998cc. H20A 136HP Ø78 (DOHC) V6 24V	917100-R  pág. 329
	917207	85.5	1.70		Vitara, Grand Vitara 1998/01	2493cc. H25A 144HP Ø84 (DOHC) V6 24V	917200-R  pág. 330
	917307	89.5	1.70		Grand Vitara, Grand Escudo 2001/05	2736cc. H27A 173HP Ø88 (DOHC) V6 24V	917300-R  pág. 331

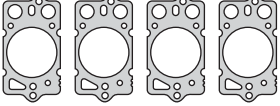

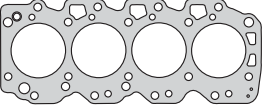


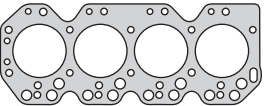
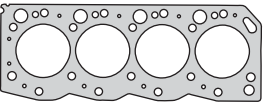


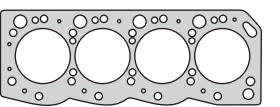


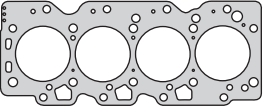


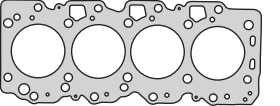


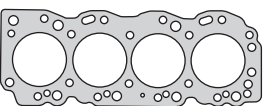

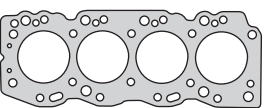

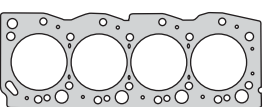


TATA

	460307	460307-1M 460307-2M 460307-3M 460307-4M	84.0 84.0 84.0 84.0	1.50 1.60 1.70 1.80	B460300  HAT55055 HAT55100	Sumo Telcoline TDI DIESEL	1905cc. 4DL - NA 8V Ø83	920701-R  pág. 333
---	--------	--	------------------------------	------------------------------	--	----------------------------------	----------------------------	--

JUNTA TAPA DE CILINDROS

CYLINDER HEAD GASKETS

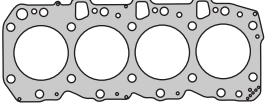


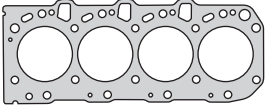


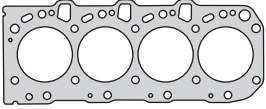


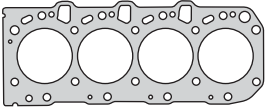


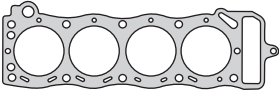



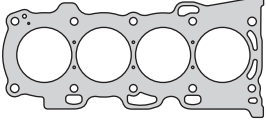


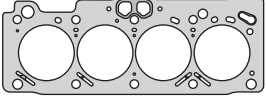


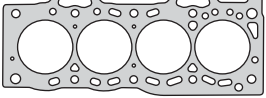


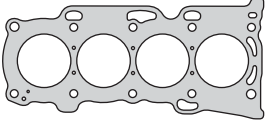

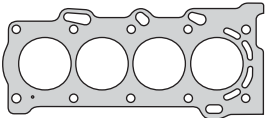


TOYOTA

	Código Code	Q	≠	Kit Bulón Bolt Set	Aplicación Application	Motor Engine	Juego
	500507				Land Cruiser 70 TD 1987/89	2494cc. VM66A 108HP Ø88 2499cc. VM84A 114HP Ø88 (OHV) 8V	500400-R  pág. 513
	500507-SM	98.0	1.55				
	500507-2M	98.0	1.60				
	500507-1M	98.0	1.80		Land Cruiser 250 TD 1990/93		
					DIESEL		
	900205	87.0	1.40	B900200  HAD14038	Corolla, Town Ace 1982/83	1839cc. 1C 84HP Ø83 (SOHC) 8V	900200-R  pág. 335
						DIESEL	
	900405	101.3	1.70		Coaster, Landcruiser 1980/82 Dyna 1980/88, Toyo Ace 1980/85	2977cc. B 85HP Ø95 (OHV) 8V	
						DIESEL	
	910607 - 910608				Hi-Lux, Dyna, Toyo-Ace, Mark II Corona, Land Cruiser, Hi-Ace Cressida 1988/...	2446cc. 2L 75/83HP Ø92 (SOHC) 8V	910600-R  pág. 336
	910607-1M	96.5	1.50	B920100  HAD14038			
	910607-2M	96.5	1.60				
	910607-3M	96.5	1.70				
	910608	94.0	1.65				
						DIESEL	
	920108				Hi Lux, Hi Ace, Toyo Ace Land Cruiser 1988/...	2779cc. 3L 123HP Ø96 (SOHC) 8V	920100-R  pág. 337
	920108-1M	97.4	1.45	B920100  HAD14038			
	920108-2M	97.4	1.55				
	920108-3M	97.4	1.65				
	920108	97.4	1.45				
						DIESEL	
	920407 - 920408				Town Ace D, Camry D 1989/... Camry TD 1985/91, Carina II D 1984/92 Carina E TD 1996/..., Corona D Lite Ace 1983/96	1975cc. 2C/2C-T/2C-TE 73/81/83HP Ø86 (SOHC) 8V	920400-R  pág. 338
	920407-1M	87.0	1.30	B900200  HAD14038			
	920407-2M	87.0	1.40				
	920407-3M	87.0	1.50				
	920408	87.0	1.40				
						DIESEL	
	920507 - 920508				Corolla, Lite-Ace, Town-Ace 1984/88 Camry TD, Vysta TE 1983/85	1839cc. 1CL - 1CTL 80/88HP Ø83 (SOHC) 8V	920500-R  pág. 339
	920507	84.0	1.60	B900200  HAD14038			
920508	84.0	1.40				DIESEL	
	921807	95.0	1.70	B921800	Hi-Ace, Toyo-Ace, Hi-Lux, Crown Chasser, Cressida, Mark II 1977/85	2188cc. L 72HP Ø90 (SOHC) 8V	921800-R  pág. 340
						DIESEL	
	921905 - 921907				Hi-Ace, Toyo-Ace, Hi-Lux, Crown Chasser, Cresta, Cressida, Dyane Land Cruiser 1982/88	2446cc. 2L 75/86HP Ø92 (SOHC) 8V	921900-R  pág. 341
	921905	93.0	1.65	B921900			
	921907	95.0	1.50				
						DIESEL	
	922108				Hi-Lux LN147/152/167/172 1997/... Hi-Ace LH162/172/174/181 1998/00 Dyna 150 1998/...	2987cc. 5L 88HP Ø99.5 (SOHC) 8V	922100-R  pág. 342
	922108-1M	100.5	1.45	B920100  HAD14038			
	922108-2M	100.5	1.55				
	922108-3M	100.5	1.65				
	9222108	100.5	1.55				
						DIESEL	

JUNTA TAPA DE CILINDROS

CYLINDER HEAD GASKETS

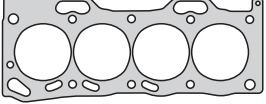

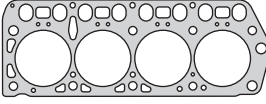

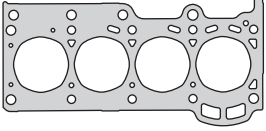



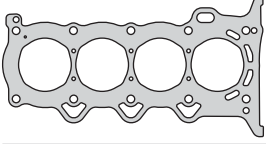


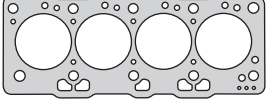


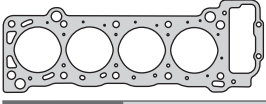

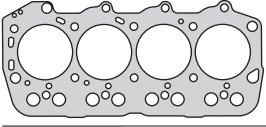

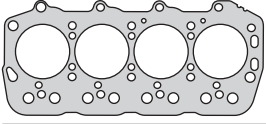

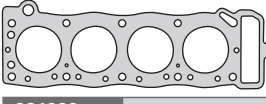



TOYOTA

	Código Code	Q	\neq	Kit Bulón Bolt Set	Aplicación Application	Motor Engine	Juego
922208 	922208-1M 922208-2M 922208-3M 922208	97.0 97.0 97.0 97.0	0.75 0.85 0.95 0.83	B922200  HAD14038	Hi-Lux TD, 4 Runner TD Land Cruiser TD 1993/96 DIESEL	2982cc. 1KZ-T/TE 125HP Ø96 (SOHC) 8V	922200-R  pág. 343
922307 	922307-1M 922307-2M 922307-3M	98.0 98.0 98.0	1.20 1.30 1.40	B922300  HAD14038	Hi-Lux TD, D4D 2005/... Land Cruiser 90 TD 2000/... Land Cruiser 120 TD 2002/... DIESEL	2982cc. 1KD - FTV 163HP Ø96 (DOHC) 16V	922300-R  pág. 344
922308 	922308-1M 922308-2M 922308-3M 922308-4M 922308-5M	97.5 97.5 97.5 97.5 97.5	0.85 0.90 0.95 1.00 1.05	B922300  HAD14038	Hi-Lux TD, D4D 2005/... Land Cruiser 90 TD 2000/... Land Cruiser 120 TD 2002/... DIESEL	2982cc. 1KD - FTV 163HP Ø96 (DOHC) 16V	922300-R  pág. 344
922408 	922407-1M 922407-2M 922407-3M 922408	93.5 93.5 93.5 93.5	1.20 1.30 1.40 0.88	B922300  HAD14038	Hi-Lux 2001/..., Hi-Lux TD D4D 2005/..., Dyna DIESEL	24974cc. 2KD - FTV 88/102HP Ø92 (DOHC) 16V	922400-R  pág. 346
922508 	922505	95.0	1.20	B922500  HAS17038	Celica, Hi-Lux, Corona 4 Runner 1980/84 Corona, Celica, Hi-Lux 4 Runer 1985/95	2367c. 22R/REC 100HP Ø92 (OHC) 8V 2366c. 22R 97HP - 22REC 105HP (SOHC) 8V Ø91.9	922500-R  pág. 347 923600-R  pág. 353
922808 	922808	90.0	0.70	B922800  HAN12100	Highlander 2000/..., Camry 2002/... Rav 4, Solara, Avensis, Verso 2003/...	2362cc. 2AZ-FE 150/160HP Ø88.5 (DOHC)16V	922800-R MLS  pág. 348
922907 	922907	82.0	1.60	B922900  HAD10038	Corolla 1992/99, Avensis 1997/00 Sprinter 1991/...	1587cc. 4A-FE 110HP Ø81 (DOHC) 16V	922900-R  pág. 349
923007 	923007	72.0	1.65	B923000  HAS14038	Starlet 1984/88	999cc. 1E 54HP Ø70,5 (SOHC) 12V	923000-R  pág. 350
923108 	923108	88.0	0.55	B923100  HAN12055 HAN12100	Picnic, Avensis Verso, Avensis 2001/... Camry, Previa 2000/...	1998cc. 1AZ-FE/FSE 150HP Ø86 2362cc. 2AZ-FE 156HP Ø88.5 (DOHC) 16V	
923307 - 923308 	923307 923308	81.0 80.0	1.30 0.60	B923300  HAN12055 HAN12100	Corolla 1999/... Corolla 1999/..., Avensis 2000/..., Corolla Verso 2001/..., Corolla 1997/98, Celica, MR2 Spider 1999/05, Rav 4 2000/04 Corolla Verso 2001/..., Matrix 2003/08	1398cc. 4ZZ-FE 97HP Ø79 1598cc. 3ZZ-FE 110HP Ø79 1794cc. 1ZZ-FE 123/129/135/140HP Ø79 (DOHC) 16V	923300-R  pág. 351

JUNTA TAPA DE CILINDROS

CYLINDER HEAD GASKETS



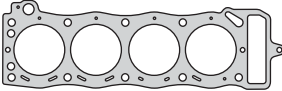


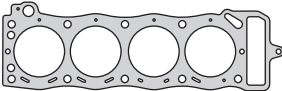

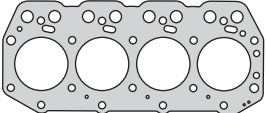

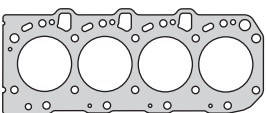

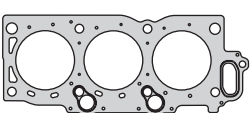

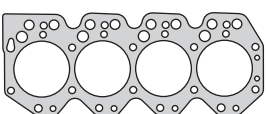

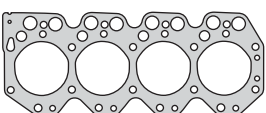

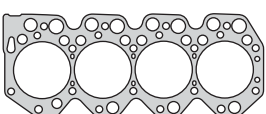



TOYOTA

	Código Code	Q	≠	Kit Bulón Bolt Set	Aplicación Application	Motor Engine	Juego
	923407 - 923408 923407 923408	75.5 75.5	1.30 0.30	B923400  HAN09100	Corolla, Paseo, Starlet 1992/00	1332cc. 4E-FE 88HP Ø74 1497cc. 5E-FE 90HP Ø74 (DOHC) 16V	
	923507 923507	93.5	1.76		Town-Ace 1985/90, Hi-Lux Van 1989/93, Lite-Ace 1992/95 Dyna 200 1995/...	2237cc. 4Y 94HP 4Y-EC 94/98/101HP Ø91 (OHV) 8V	923500-R  pág. 352
	923908 923908	70.0	0.30	B923900  HAN09100	Yaris 1999/03 Yaris 2003/...	998cc. 1SZ-FE 68HP Ø69 (DOHC) 16V 998cc. 1SZ-FE 68HP Ø69 (DOHC) 16V	923900-R MLS  pág. 354 924600-R MLS  pág. 360
	924008 924008	76.0	0.60	B924000  HAN09100	Echo Verso 2001/05, Yaris 2001/... Corolla 2000/07	1298cc. 2NZ-FE 85HP Ø75 1497cc. 1NZ-FE 106HP Ø75 (DOHC) 16V	924000-R MLS  pág. 355
	924108 924108-1M 924108-2M 924108	75.5 75.5 75.5	1.45. 1.65 1.65	B924100  HAD12038	Starlet D 1987/96 DIESEL	1453cc. 1N 54HP Ø74 (SOHC) 8V	924100-R MLS  pág. 356
	924307 924307	88.0	1.65	B924300	Hi-Ace 1989/...	1998cc. 1RZ/1RZ-E 101HP Ø86 (SOHC) 8V	924300-R  pág. 357
	924408 924408	87.5	0.85		Autoelevador 1995/00 DIESEL	1998cc. 1DZ II 54HP Ø86 (OHV) 8V	924400-R MLS  pág. 358
	924508 924508	87.0	1.40		Autoelevador 1998/05 DIESEL	1998cc. 1DZ 52HP Ø86 (OHV) 8V	924500-R MLS  pág. 359
	924707 924707	86.0	1.65		Mark II, Corona, Carina, Hi-Ace Camry, Cressida, Celica 1979/83	1972cc. 21R-U 105HP Ø84 (SOHC) 8V	924700-R  pág. 361
	924808 924808	91.0	1.65		Dyna, Celica, Hi-Lux, Coaster Corona, Pick Up 1974/80	2189cc. 20R 100HP Ø88.5 (SOHC) 8V	924800-R  pág. 362

JUNTA TAPA DE CILINDROS

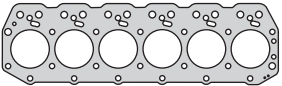

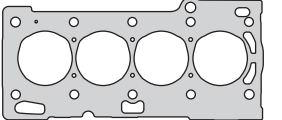









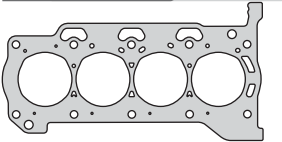


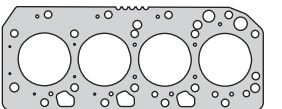


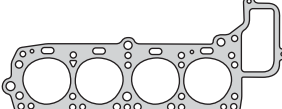

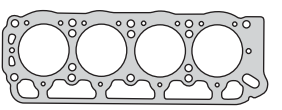

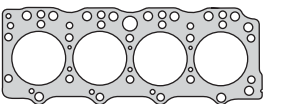


CYLINDER HEAD GASKETS

TOYOTA

	Código Code	Q	≠	Kit Bulón Bolt Set	Aplicación Application	Motor Engine	Juego
	924908	82.0	0.40	B922900 HAD10038	Spacio 1998/99 Corolla 1992/95, Corolla DX/LE 1993/97 Celica 1993/99, Corolla CE 1997/...	1587cc. 4A-FE 110HP Ø81 1762cc. 7A-FE 115/125HP Ø81 (DOHC) 16V	924900-R MLS  pág. 363
	925007	93.0	1.65		Dyna, Coaster, Hi Lux 1980/84 Celica, Corona, Pick Up	2366cc. 22R/22REC 100HP Ø92 (SOHC) 8V 2367cc. 22R 100HP Ø92 (SOHC) 8V	925000-R  pág. 364 925200-R  pág. 366
	925107	93.0	1.65		Celica, Corona, Pick Up, Coaster Hi-Lux 1982/84	2366cc. 22R/22REC 100HP Ø92 (SOHC) 8V	925100-R  pág. 365
	925307	97.5	1.70		Tractor 6F, Autoelevador DIESEL	2953cc. 1Z 5FD/F 59HP Ø96	925300-R  pág. 367
	925408	97.5	0.75	B922300 HAD14038	Hi-Lux TD 2005/... DIESEL	2982cc. 1KD-FTV 163HP Ø96 (DOHC) 16V	925400-R MLS  pág. 368
	925707	91.0	1.70	B925700	Hi-Lux 1994/..., Solara 1995/99 Camry 1996/97, Siena 1997/...	2965cc. 1MZ-FE 190HP Ø87.5 (DOHC) 24V V6	925700-R  pág. 369
	925908	107.0	1.50		Dyna D, Toyo-Ace D 1984/88 Toyo-Ace TD, Dyna TD Land Cruiser TD 1984/89/1995/00 DIESEL	3431cc. 13B 90HP 13B-T 103/123HP Ø102 (OHV) 8V	925900-R MLS  pág. 370
	926108-1M 926108-2M 926108-3M 926108	103.0 103.0 103.0 103.0	1.50 1.60 1.70 1.50		Dyna 200, Coaster 1988/... DIESEL	3661cc. 14B/BT 97HP Ø102 (OHV) 8V	926100-R MLS  pág. 371
	926208-1M 926208-2M 926208-3M 926208	110.0 110.0 110.0 110.0	1.20 1.30 1.40 1.20		Coaster TD, Dyna 200 TD 1999/... DIESEL	4104cc. 15B-FT 145HP Ø108 (OHV) 16V	926200-R MLS  pág. 372
	926407	101.5	1.70	B926400	Land Cruiser 1993/98	4447cc. 1FZ-FE 202HP Ø100 (DOHC) 24V	926400-R  pág. 373

JUNTA TAPA DE CILINDROS

CYLINDER HEAD GASKETS

TOYOTA							
	Código Code	Q	≠	Kit Bulón Bolt Set	Aplicación Application	Motor Engine	Juego
	926507	97.5	1.70		Tractor 1988/... DIESEL	4430cc. 11Z Ø96	926500-R  pág. 374
	926607 926608	75.0 74.0	1.20 0.50	B926600  HAN12055 HAN12100	Etios Cross, Avanza Etios 2010/..., Etios Liva 2012/... Yaris 2018/...	1197cc. 3NR-FE 80HP Ø72.5 1496cc. 2NR-FE 90HP Ø72.5 (DOHC) 16V	926600-R MLS  pág. 375
	926708-1M 926708-2M 926708-3M	93.5 93.5 93.5	1.45 1.55 1.65	B920100  HAD14038	Hi Lux, Hi Ace III/IV 1988/01, Chasser Cresta, Mark II 1989/... Crown 1989/96, Land Cruiser 1990/95 DIESEL	2446cc. 2L 83HP 2LT90HP Ø92 (SOHC) 8V	926700-R MLS  pág. 376
	926807-1M 926807-2M 926807-3M	93.0 93.0 93.0	1.20 1.30 1.40		Hi Lux, Hi Ace, Innova 2015/... DIESEL	2393cc. 2GD-FTV 160HP Ø92 2755cc. 1GD-FTV 177HP Ø92 (DOHC) 16V	926801-R  pág. 377
	926808-1M 926808-2M 926808-3M 926808-4M 926808-5M	93.0 93.0 93.0 93.0 93.0	1.15 1.20 1.25 1.30 1.35		Hi Lux, Hi Ace, Innova 2015/... DIESEL	2393cc. 2GD-FTV 160HP Ø92 2755cc. 1GD-FTV 177HP Ø92 (DOHC) 16V	926801-R  pág. 377
	927007 927008	83.0 81.5	1.20 0.80	B927000  HAN10055 HAN10100	Corolla 2015/...	1798cc. 2ZR-FE 132HP Ø80.5 (DOHC) 16V	927000-R MLS  pág. 378
	930708-1M 930708-2M 930708-3M 930708-4M 930708-5M 930708	83.5 83.5 83.5 83.5 83.5 83.5	1.00 1.05 1.10 1.15 1.20 1.00	B930700  HAD14038	Tarago TD, Previa TD, RAV4 TD 2001/04 Avenis Verso TD 2001/05, Picnic TD Avenis TD 2003/... DIESEL	1995cc. 1CD-FTV 115HP Ø82.2 (DOHC)16V	930700-R MLS  pág. 379
	950407	90.5	1.40		Corona 1970/74 Corona, Mark II 1968/70 Corona, Mark II 1973/..., Celica 1976/... Celica, Hilux Pick Up 1970/... Corona, Cressida, Hi Lux, Carina 1972/... Celica, Mark II, Hi Ace 1976/...	1591cc. 7R 85HP Ø86 1707cc. 6R 85HP Ø86 1808cc. 16R 95HP Ø88.5 1858cc. 8R 105HP Ø86 1968cc. 18R 100/110HP Ø88.5 (OHV) 8V	950400-R  pág. 380
	970005	88.0	1.40		Corolla, Corona, Carina, Celica, Town Ace, Camry 1976/80 Carina, Celica, Corona, Corolla Cressida, Camry, Town Ace 1978/80	1588cc. 12TU/2TJ 74HP Ø85 1770cc. 3TEU/13TU 95HP Ø85 (OHV) 8V	970000-R  pág. 381
TATA							
	930108	104.5	1.45	B930100  HAS17038	1041, NJ 41029 1996/... DIESEL	3268cc. 4BC2 - 4BD1 87/88HP Ø102 (OHV) 8V	930100-R  pág. 94



taranto



HAB12075

BARRA DE EXTENSION CON LUZ LED

Práctica barra de extensión con encastre de 1/2 x 75mm. Para trabajar en lugares oscuros. Superbrillante y potente luz led con baterías alojadas en el interior de la barra.



KIT HAK12-38 Taranto.

Práctico Juego de llaves especiales para motor.

- ▶ Contiene todos los tipos y medidas de herramientas necesarios para el trabajo sobre vehículos de última generación.
- ▶ Posee tubos y tubos con punta de alta resistencia son fabricados en acero cromo vanadio con doble cromado y moleteados para mejorar el agarre.
- ▶ Encastre de 12.7 mm. Con espacio para bola de retención.



HERRAMIENTAS ESPECIALES PARA MOTOR

SET OF SPECIAL AUTOMOTIVE TOOLS

KIT HAK12-38



FORMACION DEL CODIGO DE ARTICULO

H	A	T	5	5	0	5	5
LINEA		TIPO	MEDIDA		LARGO HERRAMIENTA		

LINEA

HA: Herramienta de ajuste

TIPOS DE LLAVE

D: Tubo Estriado
S: Tubo Hexagonal
B: Barra de Extensión

E: Tubo Torx Hembra
N: Tubo con Punta Estriado
R: Tubo con Punta Ribe
T: Tubo con Punta Torx

KIT HAK 12-38 - 38 PIEZAS ENCASTRE DE 12.7mm (1 2")

CANT.	CONTENIDO
9	TUBOS HEXAGONALES 12,13,14,15,17,19,21,24,27mm
5	TUBOS ESTRIADOS 10,12,14,17,19mm
6	TUBOS TORX HEMBRA E10,E12,E14,E16,E18,E20
5	TUBOS CON PUNTA TORX T55X55,T55X100,T60X55,T60X100,T70X100mm
5	TUBOS C/ PUNTA ESTRIADA M9X100,M10X55,M10X100,M12X55,M12X100mm
3	TUBOS CON PUNTA RIBE R10X168,R12X63,R14X63mm.
5	TUBOS CON PUNTA HEXAGONAL H8X55,H8X90,H8X120,H10X55,H10X140mm.

TUBOS HEXAGONALES

CODIGO	DESCRIPCION	D (mm)	L (mm)
HAS12038	HEXAGONAL 12mm	22	38
HAS13038	HEXAGONAL 13mm	22	38
HAS14038	HEXAGONAL 14mm	22	38
HAS15038	HEXAGONAL 15mm	22	38
HAS17038	HEXAGONAL 17mm	24	38
HAS19038	HEXAGONAL 19mm	26	38
HAS21038	HEXAGONAL 21mm	28	38
HAS24038	HEXAGONAL 24mm	32	38
HAS27038	HEXAGONAL 27mm	36	42



TUBOS ESTRIADOS

CODIGO	DESCRIPCION	D (mm)	L (mm)
HAD10038	ESTRIADO 10mm	22	38
HAD12038	ESTRIADO 12mm	22	38
HAD14038	ESTRIADO 14mm	22	38
HAD17038	ESTRIADO 17mm	24	38
HAD19038	ESTRIADO 19mm	26	38



TUBOS TORX

CODIGO	DESCRIPCION	D (mm)	L (mm)
HAE10038	TORX Hembra E10	23	38
HAE12038	TORX Hembra E12	23	38
HAE14038	TORX Hembra E14	23	38
HAE16038	TORX Hembra E16	23	38
HAE18038	TORX Hembra E18	23	38
HAE20038	TORX Hembra E20	24	38



TUBOS CON PUNTA TORX

CODIGO	DESCRIPCION	D (mm)	L (mm)
HAT55055	Punta TORX T55 x 55mm	24	55
HAT55100	Punta TORX T55 x 100mm	24	100
HAT60055	Punta TORX T60 x 55mm	24	55
HAT60100	Punta TORX T60 x 100mm	24	100
HAT70100	Punta TORX T70 x 100mm	24	100



TUBOS CON PUNTA ESTRIADA

CODIGO	DESCRIPCION	D (mm)	L (mm)
HAN09100	Punta EST. M9 x 100mm	24	100
HAN10055	Punta EST. M10 x 55mm	24	55
HAN10100	Punta EST. M10 x 100mm	24	100
HAN12055	Punta EST. M9 x 100mm	24	55
HAN12100	Punta EST. M12 x 55mm	24	100



TUBOS CON PUNTA RIBE

CODIGO	DESCRIPCION	D (mm)	L (mm)
HAR10168	Punta RIBE R10 x 168mm	24	168
HAR12063	Punta RIBE R12 x 63mm	24	63
HAR14063	Punta RIBE R14 x 63mm	24	63



TUBOS CON PUNTA HEXAGONAL

CODIGO	DESCRIPCION	D (mm)	L (mm)
HAH08055	Punta HEX. H8 x 55mm	24	55
HAH08090	Punta HEX. H8 x 90mm	24	90
HAH08120	Punta HEX. H8 x 120mm	24	120
HAH10055	Punta HEX. H10 x 55mm	24	55
HAH10140	Punta HEX. H10 x 140mm	24	140



BARRA DE EXTENSION CON LUZ LED - ENCASTRE 12.7mm (1 2")

BARRA CON LUZ

CODIGO	DESCRIPCION	D (mm)	L (mm)
HAB12075	Barra de extensión 1/2" x 75 mm - con luz led	12.7	75



Práctica barra de extensión con encastrado de 1 2" x 75mm. Para trabajar en lugares oscuros!

Super brillante y potente luz LED con baterías alojadas en el interior de la barra.

3 baterías de repuesto incluidas en el kit.

ASIA MOTORS




Motor / Engine  **Cm³** **HP** **Ø**

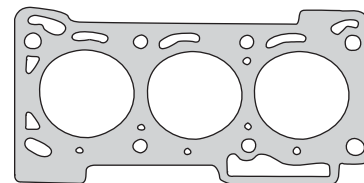
CD **843** **40** **70**

(SOHC) 6V

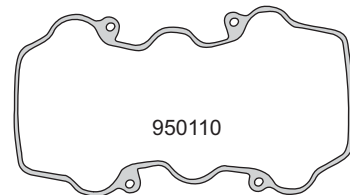
Asia Motors: Towner 1993/...



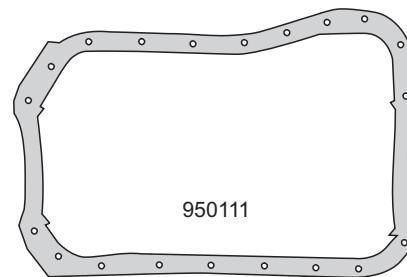
Nº OE	Descripción / Description	Mat.	Ref.
	Jgo. de juntas para motor 		900700-R
AA100-10-27	Junta tapa cilindros Ø 77.0 ± 1.70 	NFT	1 900705
AA100-10-225	Junta tapa válvulas 	GS	1 950110
AA100-10-431	Jgo. junta para cárter 	GS	1 950111
AA 100-10-502	Tapa distribución 	NB	1 900712
AA 100-15-116	Tapa bomba agua 	NB	1 900714
AA 100-13-462	Múltiple escape 	NFT	1 900716
AA 100-13-111	Múltiple de admisión 	NB	1 900717
AA 100-13-462	Salida escape 	NFT	1 900718
	Termostato 	NB	1 950119
AA 100-15-162	Placa bomba agua 	NB	1 900719
AA 160-14-342	Base bomba aceite 	NB	1 950027
AA 100-13-449	Base bomba nafta 	NB	2 950028
AA 100-10-662	Tapa bancada trasera 	NB	1 950129
	Tapa trasera 	NB	1 950130
AA 100-15-165	Acople bomba agua 	NB	1 900734
	Kit de retenes completo 		R900700
	Jgo. retén válvulas (6) 	P	1 R950110P
	Retén bancada 58 x 74 x 9.5 	P	1 R950011P
	Retén distribución 32 x 48 x 7 	P	1 R950012P



900705



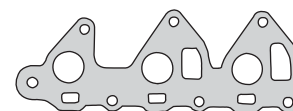
950110



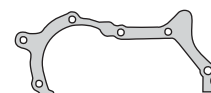
950111



900716



900717



900712



900714



950119



900719



950110



950028



950027



950129



950130



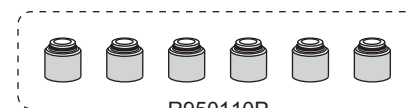
900734



R950012P



R950011P



R950110P

ASIA MOTORS



Motor / Engine Cm³ HP Ø

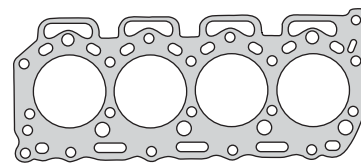
SS (OHV) 8V 2701 75 96

Asia Motors: Topic, Hi-Topic 1993/...

DIESEL



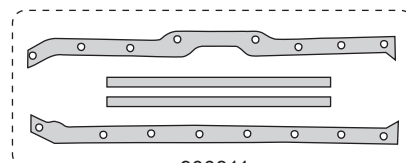
Nº OE	Descripción / Description	Mat.	Ref.
K 612-10-271	Jgo. de juntas para motor	●	900800-R
01456-10-233	Junta tapa cilindros Ø 98.0 \pm 1.40	NFT	1 900805
01363-10-431	Junta tapa válvulas	GS	1 900810
01363-10-432	Jgo. para cárter (4)	CG	1 900811
KX09-10-611	Tapa distribución	NB	1 900812
00636-10-511	Placa distribución	NB	1 900813
00636-15-116	Tapa bomba agua	NB	1 900814
00750-13-461A	Jgo. múltiple escape (4)	NFT	1 900816
0063-13-111	Jgo. múltiple admisión (4)	NB	1 900817
00636-13-438	Salida escape	NFT	1 900818
	Base bomba combustible	NB	2 900828
02582-14-342	Base filtro aceite	NB	1 900829
00636-10-181A	Caja termostato	NB	1 900830
01363-15-173	Termostato	NB	1 900831
01304-15-621	Calefactor	NB	1 900832
00636-10-181A	Tapa trasera tapa cilindros	CG	1 900833
00636-13-812	Bomba inyectora	NB	1 900834
00636-15-081	Soporte bomba agua	NB	1 900835
00636-14-248	Filtro de bomba	NB	1 900836
00636-14-285	Acople caño aceite	NB	2 900837
	Llenado aceite	NB	2 900838
	Unión distribución	NB	1 900839
00636-10-711	Tapa distribución	CG	1 900840
	Porta retén bancada	NB	1 900841
	Kit de retenes completo		R900800
	Jgo. retén válvulas (8)	P	1 R900810P
	Retén bancada 101.57 x 125 x 13	P	1 R900811P
	Retén distribución 51 x 70 x 11	P	1 R900812P



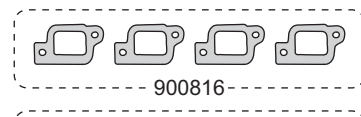
900805



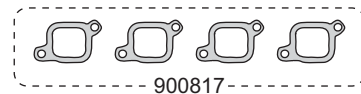
900810



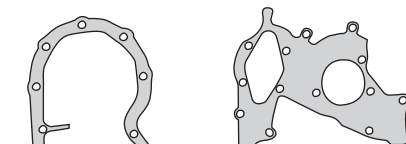
900811



900816



900817



900812

900813

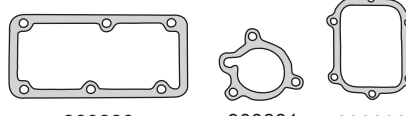
900814



900818

900828

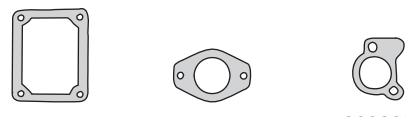
900829



900830

900831

900832



900833

900834

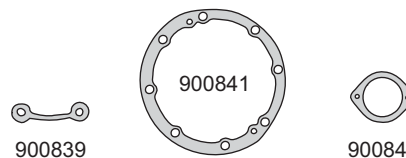
900835



900837

900836

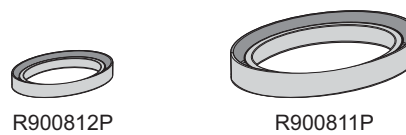
900838



900839

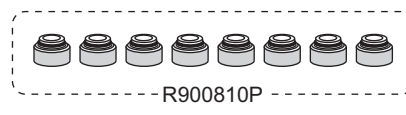
900841

900840



R900812P

R900811P



R900810P

CHERY

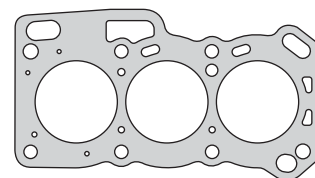


Motor / Engine	Cm ³	HP	Ø
SQR 372 F (DOHC) 12V	796	70	72

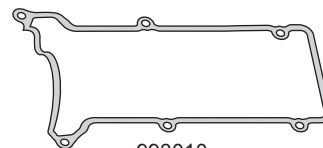
Chery: QQ 2003/...



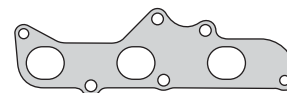
Nº OE	Descripción / Description	Mat.	Ref.
	Jgo. de juntas para motor		993000-R
	Junta tapa cilindros Ø 74.0 ± 1.40	NFT 1	993007
	Sellador líquido - caucho de silicona		TRN0085G
	Junta tapa de válvulas	GS 1	993010
	Junta distribución	SLS 1	993112
	Múltiple escape	SLS 1	993015
	Múltiple admisión	NFT 1	993017
	Salida escape	NFT 1	993018
	Salida escape	CHA 1	993018-1
	Junta	SLS 1	993127
	Junta catalizador	NFT 1	993042
	Kit de retenes completo		R993000
	Jgo. retén válvulas (12)	V 1	R993010V
	Retén bancada 58 x 74 x 9.5	P 1	R950011P
	Retén distribución 38 x 52 x 6	V 1	R320913V
	Retén árbol de levas 32 x 46 x 6	P 1	R910613P



993007



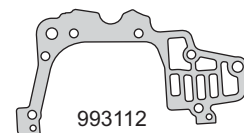
993010



993015



993017



993112



993018



993018-1



993127



993042



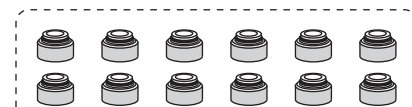
R950011P



R320913V



R910613P



R993010V

CHERY



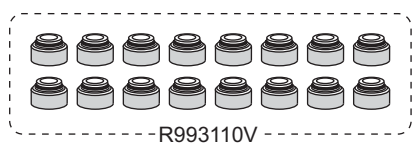
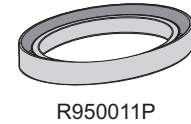
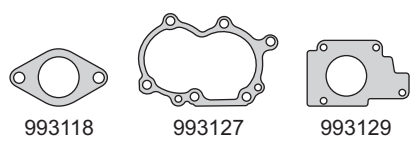
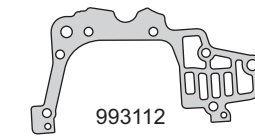
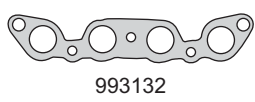
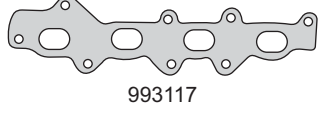
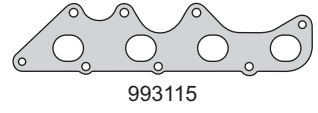
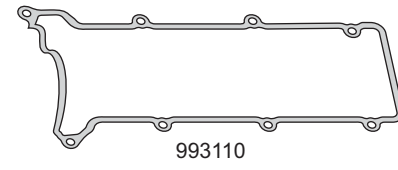
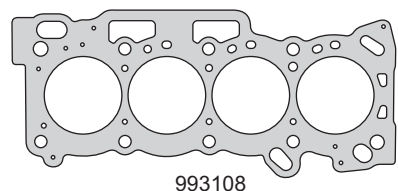
Motor / Engine Cm³ HP Ø

SQR 472 F (DOHC) 16V 1097 90 72

Chery: QQ3, IQ, Sweet



Nº OE	Descripción / Description	Mat.	Ref.
	Jgo. de juntas para motor		● 993100-R MLS
	Junta tapa cilindros Ø 73.5 \pm 1.30	NFT	993107
	Junta tapa cilindros Ø 73.5 \pm 0.95	MLS 1	993108
	Sellador líquido - caucho de silicona		TRN0085G
	Junta tapa de válvulas	GS 1	993110
	Junta distribución	SLS 1	993112
	Múltiple escape	GFT 1	993115
	Múltiple admisión	NFT 1	993117
	Salida escape	NFT 1	993118
	Junta	SLS 1	993127
	Junta válvula mariposa	SLS 1	993129
	Entre múltiple	NFT 1	993132
	Kit de retenes completo		R993100
	Jgo. retén válvulas (16)	V 1	R993110V
	Retén bancada 58 x 74 x 9.5	P 1	R950011P
	Retén distribución 38 x 52 x 6	V 1	R320913V
	Retén árbol de levas 32 x 46 x 6	P 1	R910613P



CHERY

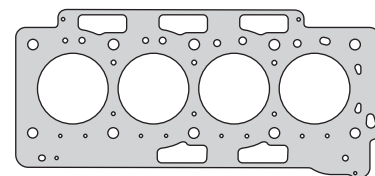


Motor / Engine	Cm ³	HP	Ø
Acteco S9R 484F (DOHC) 16V	1971	125	83.5

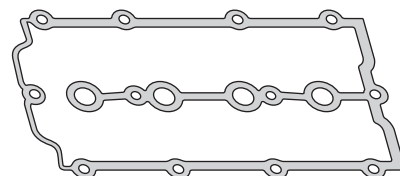
Chery: Tiggo 2010/...



Nº OE	Descripción / Description	Mat.	Ref.
	Jgo. de juntas para motor		● 993200-R MLS
	Junta tapa cilindros Ø 84.0 ± 1.20	NFT	993207
	Junta tapa cilindros Ø 85.0 ± 0.45	MLS	1 993208
	Sellador líquido - caucho de silicona		TRN0085G
	Junta tapa de válvulas	GS	1 993210
	Junta bomba de agua	SLS	1 993214
	Múltiple escape	SLS	1 993215
	Múltiple admisión	NB	1 993217
	Salida escape	AC	1 993218
	Junta	NB	1 993227
	Kit de retenes completo		R993200
	Jgo. retén válvulas (16)	V	1 R993210V
	Retén bancada 90 x 110 x 10	V	1 R460211-1V
	Retén distribución 30 x 50 x 7.5	V	2 R340312V
	Retén árbol de levas 35 x 47 x 7	P	1 R550613P



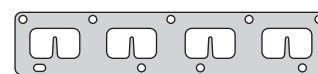
993208



993210



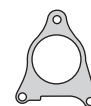
993215



993217



993214



993218



993227



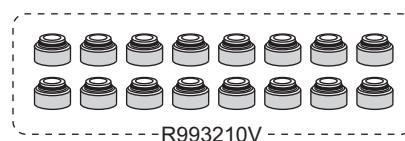
R460211-1V



R340312V



R550613P



-R993210V-

CHERY















Motor / Engine  **Cm³** **HP** **Ø**

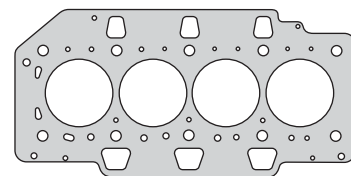
473 H **1297** **83** **73**

(DOHC) 16V


Chery: Face 2011/...



Nº OE	Descripción / Description	Mat.	Ref.
	Jgo. de juntas para motor	●	993400-R
	Junta tapa cilindros Ø 74.0 ±1.70 	NFT	1 993407
	Sellador líquido - caucho de silicona 		TRN0085G
	Junta tapa de válvulas 	GS	1 993410
	Múltiple escape 	SLS	1 993415
	Múltiple admisión 	NFT	1 993417
	Salida escape 	AC	1 993418
	Junta 	CB	1 993427
	Kit de retenes completo 		R993400
	Jgo. retén válvulas (16) 	V	1 R993210V
	Retén bancada 75 x 95 x 13 	N	1 R350858N
	Retén distribución 30 x 50 x 7.5 	V	2 R340312V
	Retén árbol de levas 35 x 47 x 7 	P	1 R550613P



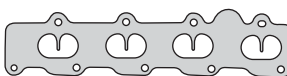
993407



993410



993415



993417



993418



993427



R350858N



R340312V



R550613P



-R993210V-

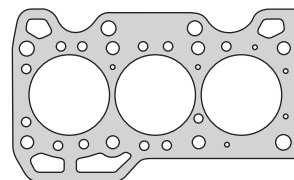
DAEWOO



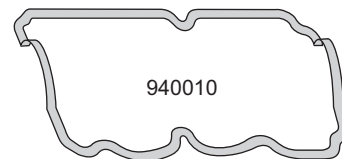
Motor / Engine Cm³ HP Ø

F8CV
(SOHC) 6V **796** **52** **68.5**

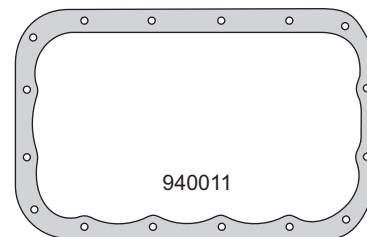
Daewoo: Matiz 1998/..., Tico 1996/...
Damas 1981/..., Spark 2003/06



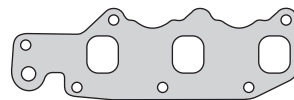
940007



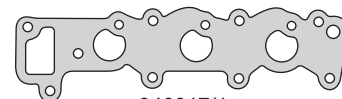
940010



940011



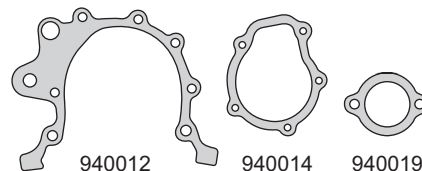
940015



940017/1



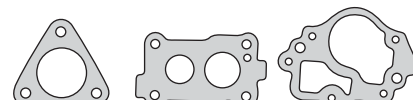
940017/2



940012

940014

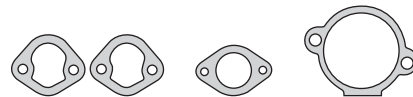
940019



940018

940025

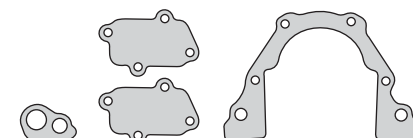
940027



940028

940029

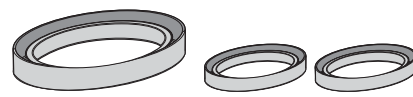
940030



940031

940039

940041



R940011S

R230113P



R940010P

Nº OE	Descripción / Description	Mat.	Ref.
11140-A78B02	Jgo. de juntas para motor		940000-R
	Junta tapa cilindros Ø 70.0 ± 1.70	NFT	1 940007
	Jgo. tornillos tapa cilindros (HAS14038)		B940000
	Junta tapa válvulas	GS	1 940010
	Junta para cárter	CG	1 940011
16119781300	Frente motor	NB	1 940012
17433730011	Bomba agua	NB	1 940014
	Múltiple escape	NFT	1 940015
	Múltiple admisión - Tico	NB	1 940017/1
	Múltiple admisión - Matiz Inyección	GS	1 940017/2
96314232	Salida escape	NFT	940018
	Termostato	NB	1 940019
	Base carburador - Tico	NB	1 940025
11619-47801	Bomba aceite	NB	1 940027
	Bomba nafta	NB	2 940028
	Termostato base	NB	1 940029
	Acople base termostato	NH	940030
96352039	Válvula EGR	NH	940031
9635282	Cabezal inyección	GS	940032
11229-73002	Tapa trasera a block	NB	2 940039
11349-73003	Porta retén bancada trasero	NB	1 940041
	Kit de retenes completo		R940000
	Jgo. retén válvulas (6)	P	1 R940010P
	Retén bancada 60 x 80 x 8	S	1 R940011S
	Retén árbol levas y distribución 32 x 47 x 7	P	2 R230113P

DAEWOO

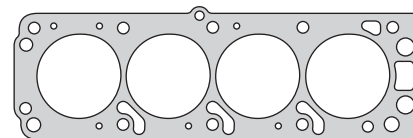


Motor / Engine	Cm ³	HP	Ø
C18LE	1796	95	86
C20LE	1998	97/105	86
C20NE (SOHC) 8V	1998	110/116	86

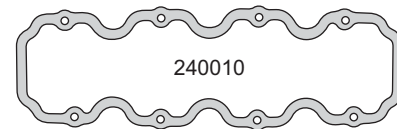
Daewoo: Aranos, Espero, Prince 1993/97
 Leganza 1997/..., Magnus 2001/...
 Espero, Lemans, Prince
 Leganza MPFI - TBI 1991/...



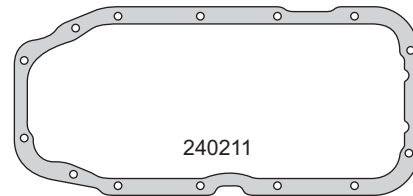
Nº OE	Descripción / Description	Mat.	Ref.
	Jgo. de juntas para motor		940100-R
92062330	Junta tapa cilindros Ø 88.0 ± 1.30	NFT	1 241507
	Jgo. tornillos tapa cilindros (HAT55055/55100)		B240000
90220309	Junta tapa válvulas	CG	1 240010
90124295	Junta para cárter	N	1 240211
90106432	Block a filtro	NB	1 240012
90106056	O'ring tapa bomba de agua G 90 x 3	GS	1 240014
90106615	Múltiple escape	NFT	1 240016
92060514	Múltiple admisión MPFI	NB	1 241417
96183827	Salida escape TBI	NFT	1 940118
90128293	Salida escape	FCH	1 240018
90118437	O'ring carcasa termostato G 50 x 4	GS	1 240019
94632563	O'ring bomba aceite G 16 x 2.5	GS	1 240027
01972943	O'ring distribuidor G 64 x 3	GS	1 240030
11069511	Arandela bomba aceite A 14 x 20 x 1.5 A	AL	2 240032
90231306	Tubo ventilación cárter	NB	1 240232
11029589	Arandela tapón cárter A 14 x 18 x 1.5 A	AL	1
	Kit de retenes completo		R240200
642527	Jgo. retén válvulas (8)	V	1 R240210V
90354378	Retén bancada 90 x 104 x 11	P	1 R240211P
90183572	Retén distribución 31 x 50 x 8	P	1 R240012P
90122609	Retén árbol levas 35 x 48 x 7	P	1 R240013P



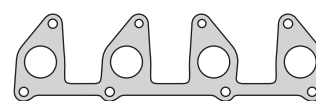
241507



240010



240211



240016



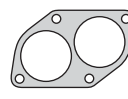
241417



240012



240014



240018



940118



240019



240232



G 16 x 2.5



G 64 x 3



A 14 x 18 x 1.5 A



A 14 x 20 x 1.5 A



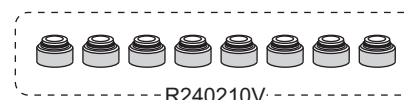
R240211P



R240012P



R240013P



R240210V

DAIHATSU

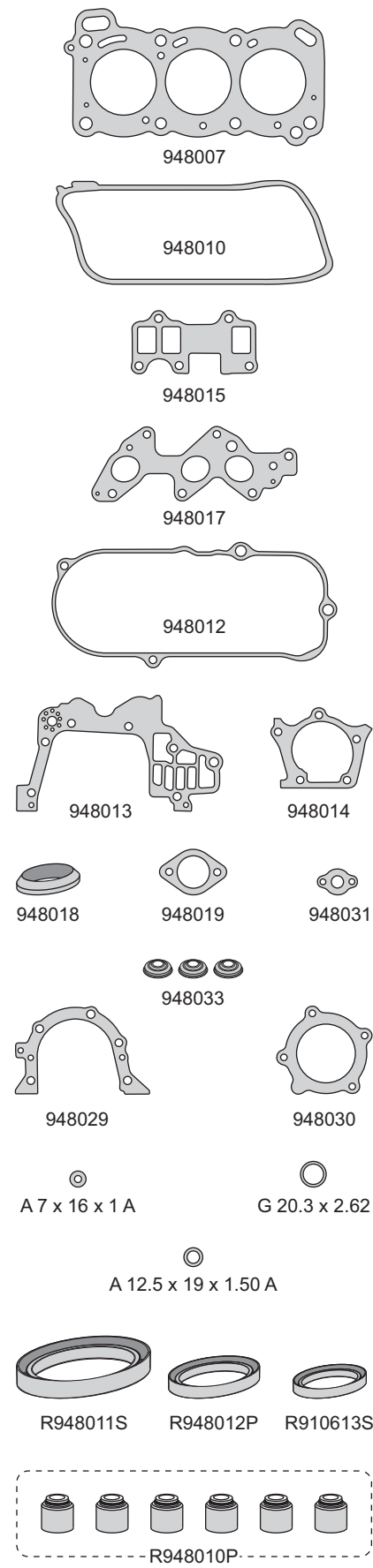


Motor / Engine	Cm ³	HP	Ø
EF	659	47	68
ED (SOHC) 6V	846	41	68

Daihatsu: Mira 1992/96, Coure 1984/95



Nº OE	Descripción / Description	Mat.	Ref.
	Jgo. de juntas para motor		948000-R
	Junta tapa cilindros Ø 70.5 ±1.75	NFT	1 948007
	Sellador líquido - caucho de silicona		TRN0085G
	Junta tapa válvulas	GS	1 948010
	Junta cierre distribución	GS	1 948012
	Junta distribución	NB	1 948013
	Bomba de agua	NB	1 948014
	Múltiple escape	NFT	1 948015
	Múltiple admisión	SLS	1 948017
	Salida de escape	GFT	1 948018
	Junta termostato	NB	1 948019
	Bancada trasera	NB	1 948029
	Salida de escape	AC	1 948030
	Junta brida	NB	1 948031
	Arandela c/ inserto tapa válvulas A 6 x 26 x 9.7 A	AC/GS	3 948033
	Arandela A 7 x 16 x 1 A	AL	1
	Arandela A 12.5 x 19 x 1.50 A	AL	1
	O´ring G 20.3 x 2.62	GS	1
	Kit de retenes completo		R948000
	Jgo. retén válvulas (6)	P	1 R948010P
	Retén bancada 58 x 74 x 10	S	1 R948011S
	Retén distribución 38 x 52 x 9	P	1 R948012P
	Retén árbol de levas 32 x 46 x 6	S	1 R910613S



DAIHATSU

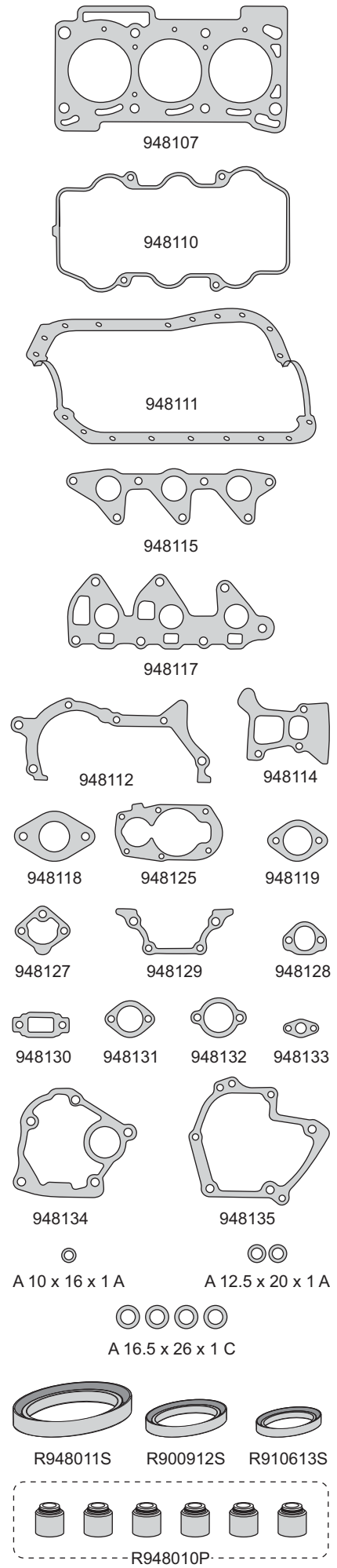


Motor / Engine	Cm ³	HP	Ø
CD (SOHC) 6V	843	39	70

Daihatsu: Hi-Jet 1986/89, Van 850 1991/...



Nº OE	Descripción / Description	Mat.	Ref.
	Jgo. de juntas para motor	●	948100-R
	Junta tapa cilindros Ø 75.5 \pm 1.70	NFT	948107
	Junta tapa válvulas	GS	948110
	Junta para cárter	GS	948111
	Junta distribución	NB	948112
	Bomba de agua	NB	948114
	Múltiple escape	NFT	948115
	Múltiple admisión	NB	948117
	Salida de escape	NFT	948118
	Junta termostato	NB	948119
	Base carburador	NB	948125
	Bomba de aceite	NB	948127
	Base bomba combustible	NB	948128
	Bancada trasera	NB	948129
	Salida de agua	NB	948130
	Junta	NB	948131
	Junta	NB	948132
	Junta	NB	948133
	Junta	NB	948134
	Junta	NB	948135
	Arandela A 16.5 x 26 x 1 C	CU	4
	Arandela A 12.5 x 20 x 1 A	AL	2
	Arandela A 10 x 16 x 1 A	AL	1
	Kit de retenes completo		R948100
	Jgo. retén válvulas (6)	P	1 R948010P
	Retén bancada 58 x 74 x 10	S	1 R948011S
	Retén distribución 34 x 48 x 7	S	1 R900912S
	Retén árbol de levas 32 x 46 x 6	S	1 R910613S



DAIHATSU

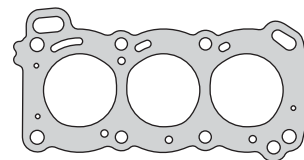


Motor / Engine	Cm ³	HP	Ø
ED10 (SOHC) 6V	846	41	66.6

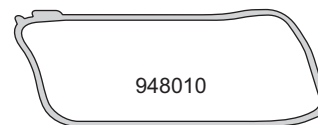
Daihatsu: Cuore 1986/99, Mira 1986/95



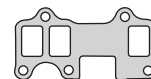
Nº OE	Descripción / Description	Mat.	Ref.
	Jgo. de juntas para motor		948200-R
	Junta tapa cilindros Ø 69.0 ± 1.65	GFT 1	948207
	Sellador líquido - caucho de silicona		TRN0085G
	Junta tapa válvulas	GS 1	948010
	Junta cierre distribución	GS 1	948012
	Junta distribución	NB 1	948013
	Bomba de agua	NB 1	948014
	Múltiple escape	NFT 1	948015
	Múltiple admisión	SLS 1	948017
	Salida de escape G40 x 56.5 x 18.5	GFT 1	948018
	Junta termostato	NB 1	948019
	Salida de escape	AC 1	948030
	Junta brida	NB 1	948031
	Arandela con inserto tapa de válvulas	AC/GS 3	948033
	Arandela A 7 x 16 x 1 A	AL 1	
	Arandela A 12.5 x 19 x 1.50 A	AL 1	
	Anillo G 48 x 53 x 5.80	GS 1	
	O´ring G 9 x 2	GS 1	
	Kit de retenes completo		R948000
	Jgo. retén válvulas (6)	P 1	R948010P
	Retén bancada 58 x 74 x 10	S 1	R948011S
	Retén distribución 38 x 52 x 9	P 2	R948012P
	Retén árbol de levas 32 x 46 x 6	S 1	R910613S



948207



948010



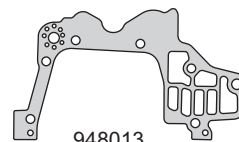
948015



948017



948012



948013



948014



948018



948019



948031



948033



948030



G 48 x 53 x 5.80



A 12.5 x 19 x 1.50 A



A 7 x 16 x 1 A



G 9 x 2



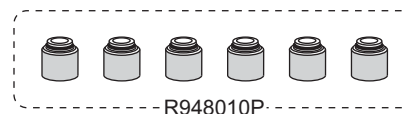
R948011S



R948012P



R910613S



R948010P

DAIHATSU

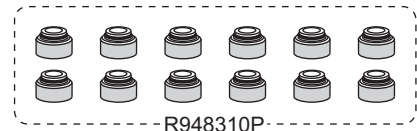
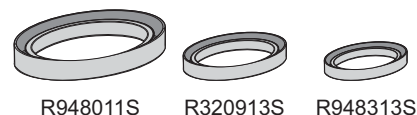
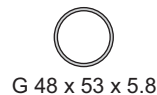
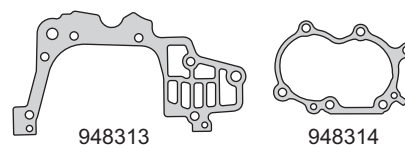
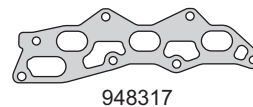
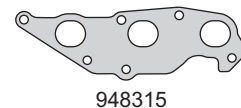
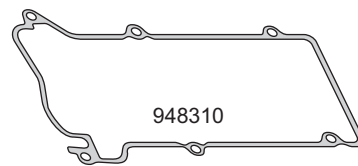
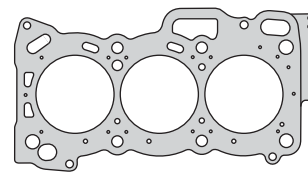


Motor / Engine	Cm³	HP	Ø
EJ-DE (DOHC) 12V	989	56	72

Daihatsu: Move, Coure 1998/02
Sirion 2002/...



Nº OE	Descripción / Description	Mat.	Ref.
	Jgo. de juntas para motor		948300-R MLS
	Junta tapa cilindros Ø 73.5 x 2.05	MLS 1	948308
	Sellador líquido - caucho de silicona		TRN0085G
	Junta tapa válvulas	GS 1	948310
	Junta distribución	SLS 1	948313
	Bomba de agua	SLS 1	948314
	Múltiple escape	AC 1	948315
	Múltiple admisión	NFT 1	948317
	Salida de escape G 43 x 56.5 x 16.3	GFT 1	948318
	Junta descarga gases	SLS 1	948332
	Anillo doble raccord A 12.5 x 17 x 1 C	CU 1	948343
	Anillo doble raccord A 16 x 22.5 x 1 C	CU 1	948344
	Arandela tapón cárter A 12 x 19 x 1.6 A	AL 1	
	Anillo G 9 x 16 x 5.5	GS 3	
	Anillo G 48 x 53 x 5.8	GS 1	
	O'ring G 9 x 2	GS 1	
	O'ring G 57 x 3	GS 1	
	Kit de retenes completo		R948300
	Jgo. retén válvulas (12)	P 1	R948310P
	Retén bancada 58 x 74 x 10	S 1	R948011S
	Retén distribución 38 x 52 x 6	S 1	R320913S
	Retén árbol de levas 34 x 46 x 6	S 1	R948313S



DAIHATSU

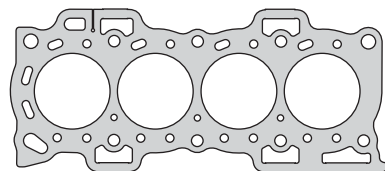


Motor / Engine	Cm ³	HP	Ø
HC	1295	84/90	76
HDE (SOHC) 16V	1589	105	76

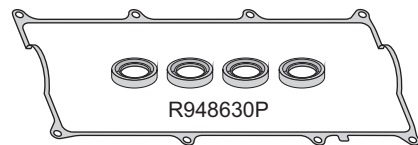
Daihatsu: Charade 1988/...



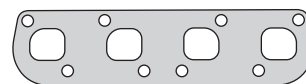
Nº OE	Descripción / Description	Mat.	Ref.
	Jgo. de juntas para motor		948600-R
	Junta tapa cilindros Ø 76.5 ±1.70	NFT 1	948607
	Sellador líquido - caucho de silicona		TRN0085G
	Junta tapa válvulas	GS 1	948610
	Cogotera para cárter	GS 1	948611-1
	Cogotera para cárter	GS 1	948611-2
	Bomba de agua	NB 1	948614
	Múltiple escape	FCH 1	948615
	Múltiple admisión	NB 1	948617
	Salida de escape	NFT 1	948618
	Bomba de aceite	NB 1	948627
	Bomba combustible	NB 1	948628
	Junta brida	NB 1	948630
	Anillo cierre inyección 22 x 40 x 9.7	P 4	R948630P
	Guarnición goma G 43.5 x 51 x 5	GS 1	948631
	Arandela tapón cárter A 11.5 x 21 x 1.40 F	F 1	
	O´ring G 34.5 x 3	GS 1	
	Kit de retenes completo		R948600
	Jgo. retén válvulas (16)	P 1	R948610P
	Retén bancada 80 x 100 x 8.5	S 1	R924111S
	Retén distribución 34 x 48 x 7	S 1	R900912S
	Retén árbol de levas 38 x 50 x 7	S 1	R980513S



948607



948610



948615



948617



948614



948611-1



948611-2



948618



948627



948628



948630



A 11.5 x 21 x 1.40 F



G 34.5 x 3



948631



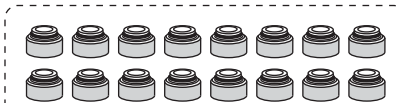
R924111S



R900912S



R980513S



R948610P

DAIHATSU

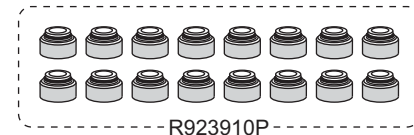
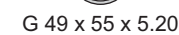
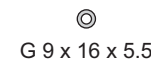

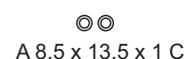
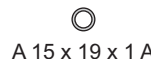
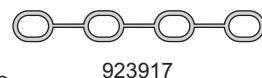
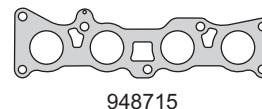
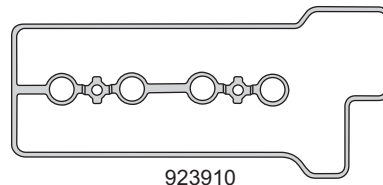
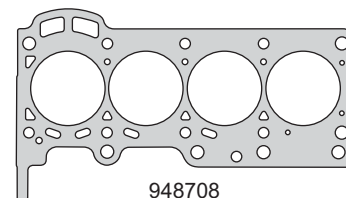


Motor / Engine	Cm³	HP	Ø
K3-VET (DOHC) 16V	1298	140	72

Daihatsu: YRV 2000/07



Nº OE	Descripción / Description	Mat.	Ref.
	Jgo. de juntas para motor		948700-R MLS
	Junta tapa cilindros Ø 73.0 ± 0.30	MLS 1	948708
	Jgo. tornillos tapa cilindros		B923900
	Sellador líquido - caucho de silicona		TRN0085G
	Junta tapa válvulas	GS 1	923910
	Bomba de agua	SLS 1	923914
	Múltiple escape	AC 1	948715
	Múltiple admisión	GS 1	923917
	Salida de escape	GFT 1	948018
	Junta	SLS 1	923931
	Arandela con inserto tapa de válvulas	AC/GS 2	923933
	Junta sello	GS 1	923934
	Guarnición goma	GS 1	923935
	Guarnición goma G 47 x 54.5 x 6.20	GS 1	923938
	Junta	NB 1	948740
	Junta	SLS 1	948741
	Junta	AC 1	948742
	Anillo doble raccord A 10.5 x 17 x 1 C	CU 1	948743
	Junta	SLS 1	948744
	Arandela tapón cárter A 12 x 19 x 1.60 A	AL 1	
	Arandela tapón cárter A 15 x 19 x 1 A	AL 1	
	Arandela A 8.5 x 13.5 x 1 C	CU 2	
	Anillo G 9 x 16 x 5.5	GS 1	
	Anillo G 49 x 55 x 5.20	S 1	
	O'ring G 10.77 x 2.62	GS 1	
	O'ring G 59 x 3.10	GS 1	
	Kit de retenes completo		R923900
	Jgo. retén válvulas (16)	P 1	R923910P
	Retén bancada 74 x 89 x 8.5	S 1	R923911S
	Retén distribución 35 x 49 x 6	S 1	R922912S



DAIHATSU



Motor / Engine **Cm³** **HP** **Ø**

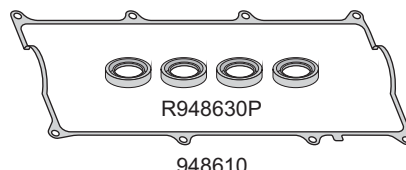
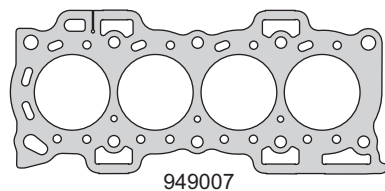
HC **1295** **84/90** **76**

(SOHC) 16V

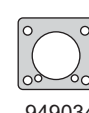
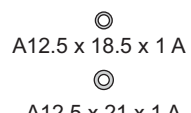
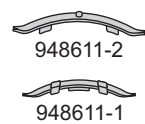
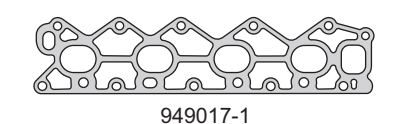
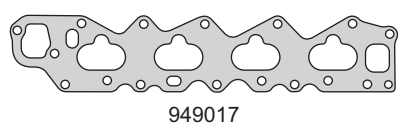
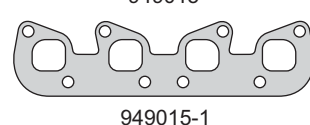
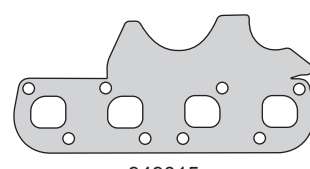
Daihatsu: Charade 1988/...



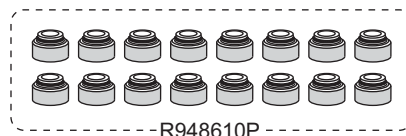
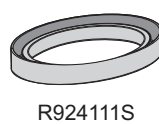
Nº OE	Descripción / Description	Mat.	Ref.
	Jgo. de juntas para motor		949000-R
	Junta tapa cilindros Ø 77.0 ± 1.65	GFT 1	949007
	Sellador líquido - caucho de silicona		TRN0085G
	Junta tapa válvulas	GS 1	948610
	Cogotera para cárter	GS 1	948611-1
	Cogotera para cárter	GS 1	948611-2
	Bomba de agua	NB 1	949014
	Múltiple escape	FCH 1	949015
	Múltiple escape	FCH 1	949015-1
	Múltiple admisión	NB 1	949017
	Múltiple admisión	SLS 1	949017-1
	Salida de escape	NFT 1	948618
	Bomba de aceite	NB 1	949027
	Bomba combustible	NB 2	948628
	Junta brida	NB 1	948630
	Anillo cierre inyección 22 x 40 x 9.7	P 4	R948630P
	Guarnición goma G 43 x 51 x 5	GS 1	949031
	Junta	NB 1	949034
	Arandela tapón cárter A 11.5 x 21 x 1.40 F	F 1	
	Arandela A12.5 x 21 x 1 A	AL 1	
	Arandela A12.5 x 18.5 x 1 A	AL 1	
	Kit de retenes completo		R948600
	Jgo. retén válvulas (16)	P 1	R948610P
	Retén bancada 80 x 100 x 8.5	S 1	R924111S
	Retén distribución 34 x 48 x 7	S 1	R900912S
	Retén árbol de levas 38 x 50 x 7	S 1	R980513S



948610



A 11.5 x 21 x 1.40 F



DAIHATSU

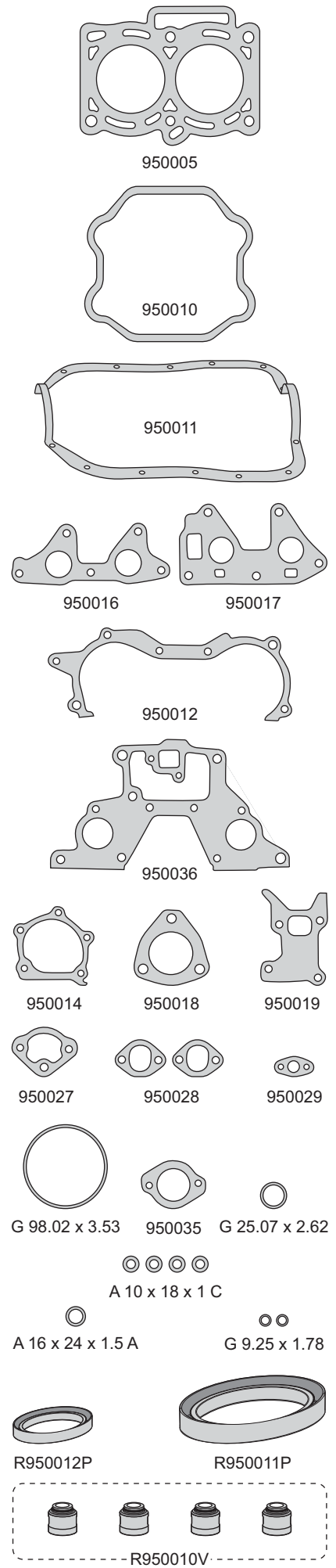


Motor / Engine	Cm³	HP	Ø
AB - 20/30 (SOHC) 4V	547	27	71.76

Daihatsu: 55 Wide Cab, Max Cuore Cab Van 1977/...



Nº OE	Descripción / Description	Mat.	Ref.
	Jgo. de juntas para motor	●	950000-R
11115-87703	Junta tapa cilindros Ø 74.0 \pm 1.40	NFT	1 950005
11115-87703	Junta tapa cilindros Ø 74.0 \pm 1.40	NFT	950007
11213-87702	Junta tapa válvulas superior	GS	1 950010
12151-87701	Junta para cárter	GS	1 950011
11328-87702	Tapa distribución	NB	1 950012
16129-87701	Bomba agua	NB	1 950014
17173-87701	Múltiple escape	NFT	1 950016
17177-87701	Múltiple admisión	NFT	1 950017
17451-87203	Salida escape	NFT	1 950018
16271-87702	Placa bomba agua	NB	1 950019
	Jgo. juntas carburador	VS	950020
15691-87701	Base bomba aceite	NB	1 950027
23911-87701	Base bomba nafta	NB	2 950028
15149-87701	Brida filtro aceite	NB	1 950029
90042-10013	Arandela tapa válvulas	GS	950030
16341-87701	Termostato	NB	1 950035
11383-87703	Cubierta bancada trasera block	NB	1 950036
90044-30174	Arandela tapón cárter A 16 x 24 x 1.5 A	AL	1 950037
90043-01038	Anillo cañería salida aceite G 9.25 x 1.78	GS	2 950038
90044-30122	Arandela cañería combustible A 10 x 18 x 1 C	CU	4 950039
90043-01034	O'ring tapa trasera distribución G 98.02 x 3.53	GS	1 950040
	Jgo. juntas caja velocidades	VS	950050
	O'ring G 25.07 x 2.62	GS	1
	Kit de retenes completo		R950000
	Jgo. retén válvulas (4)	V	1 R950010V
	Retén bancada 58 x 74 x 10	P	1 R950011P
	Retén distribución 32 x 48 x 7	P	1 R950012P



DAIHATSU

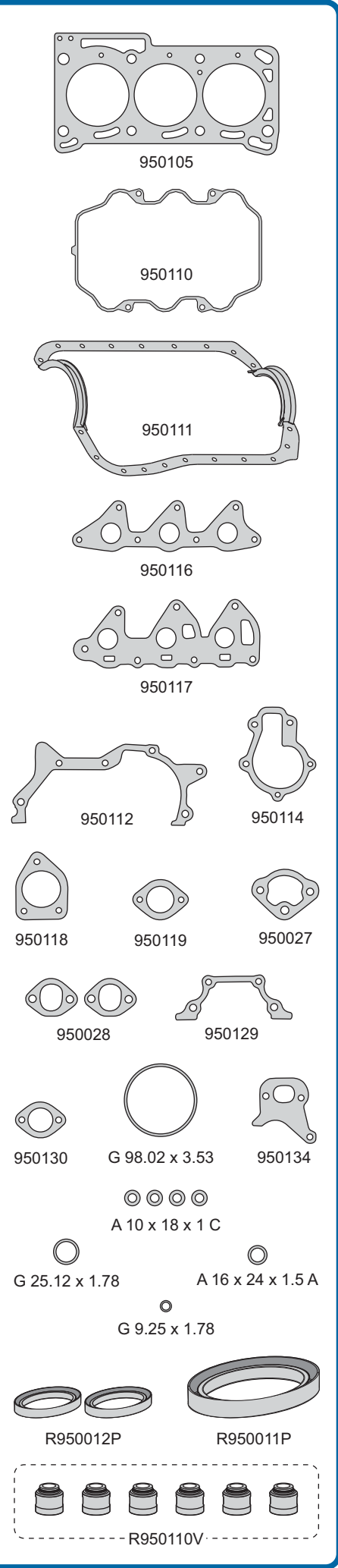


Motor / Engine	Cm ³	HP	Ø
CB - CB 12/37 (SOHC) 6V	993	40	76

Daihatsu: Charade 1981/...



Nº OE	Descripción / Description	Mat.	Ref.
	Jgo. de juntas para motor		950100-R
	Junta tapa cilindros Ø 77.0 ± 1.40	NFT 1	950105
	Junta tapa cilindros Ø 77.0 ± 1.40	NFT	950107
	Junta tapa válvulas	N 1	950110
	Junta para cárter	N 1	950111
	Tapa distribución	NB 1	950112
	Tapa bomba agua	NB 1	950114
	Múltiple escape	NFT 1	950116
	Múltiple admisión	NFT 1	950117
	Salida escape	NFT 1	950118
	Termostato	NB 1	950119
	Jgo. juntas carburador - Stromberg Dai	VS	950120
	Base bomba aceite	NB 1	950027
	Base bomba nafta	NB 2	950028
	Tapa bancada trasera	NB 1	950129
	Tapa trasera	NB 1	950130
	Base bomba agua	NB 1	950134
	Buje fijación tapa válvulas	GS	950135
	Tapón cárter A 16 x 24 x 1.5 A	AL 1	950037
	Anillo cañería salida aceite G 9.25 x 1.78	GS 1	950038
	Arandela cañería combustible A10 x 18 x 1C	CU 4	950039
	O'ring tapa trasera distrib. G 98.02 x 3.53	GS 1	950140
	O'ring G 25.12 x 1.78	GS 1	
	Kit de retenes completo		R950100
	Jgo. retén válvulas (6)	V 1	R950110V
	Retén bancada 58 x 74 x 9.5	P 1	R950011P
	Retén distribución 32 x 48 x 7	P 2	R950012P





taranto



KIT HAK639512-111 Taranto.

Práctico Juego de llaves combinadas para Taller.

- ▶ Contiene 111 Tubos y llaves SmarDriv encastre 1/4", 3/8" y 1/2"
- ▶ Forjados en acero especial, niquelados y cromados anticorrosión.
- ▶ Diseñados y fabricados con un rango de medidas acorde a las necesidades de cada pieza.



HONDA

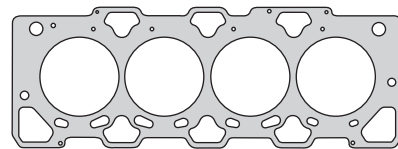


Motor / Engine	Cm ³	HP	Ø
20T	1994	97	84.5
20T2R	1994	86/105	84.5
20T2N (SOHC) 8V	1994	105	84.5

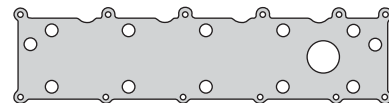
Honda: Civic TD 1997/99, Accord TD 1996/00
Rover: Freelander TCIE 1997/00, 620 1995/99
 220/420/620TD 1995/99, 25/45TD 1999/...



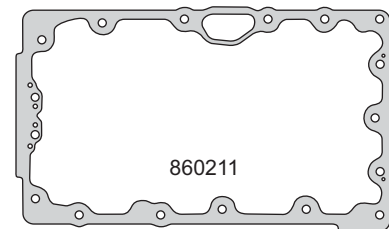
DIESEL



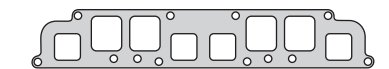
860207



860210



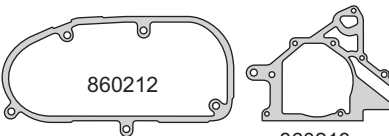
860211



860216



860217



860212

860213



860218-1

860233

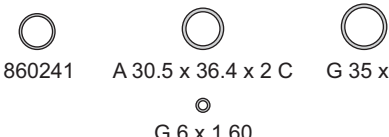
860229



860237

860238

860239



860241

A 30.5 x 36.4 x 2 C

G 35 x 3

G 6 x 1.60

A 14.4 x 21 x 2 A

A 8 x 13 x 1 A

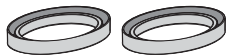
A 6.4 x 9.8 x 0.85 A

G 11 x 1.78

G 17.5 x 1.78

G 21 x 1.78

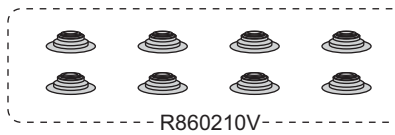
A 12 x 17 x 1.5 C



R860213S



R860212S



R860210V

Nº OE	Descripción / Description	Mat.	Ref.
	Jgo. de juntas para motor		860201-R
	Junta tapa cilindros Ø 86.0 \pm 1.05	NFT	860207-1M
	Junta tapa cilindros Ø 86.0 \pm 1.20	NFT	860207-2M
	Junta tapa cilindros Ø 86.0 \pm 1.40	NFT	860207-3M
	Junta tapa cilindros Ø 86.0 \pm 1.10	MLS	860208-1M
	Junta tapa cilindros Ø 86.0 \pm 1.20	MLS	860208-2M
	Junta tapa cilindros Ø 86.0 \pm 1.35	MLS	860208-3M
	Jgo. tornillos tapa cilindros (HAE14038)		B860200
	Junta tapa válvulas	SLS 1	860210
	Junta para cárter	GS 1	860211
	Tapa distribución	GS 1	860212
	Junta porta filtro y bomba aceite	NB 1	860213
	Múltiple admisión y escape	MLS 1	860216
	Junta entre colector admisión	NB 2	860217
	Junta acople escape turbo	FCH 1	860218-1
	Guarnición acople colector admisión	GS 1	860229
	Guarnición anillo goma	GS 5	860233
	Junta codo turbo múltiple admisión	NB 1	860237
	Arandela parallamas con realce A 7.4 x 16 x 1.5 C	CU 4	860238
	Junta brida	FCH 1	860239
	Junta brida acople a turbo	GS 1	860241
	Arandela tapón cárter A 14.4 x 21 x 2 A	AL 1	
	Arandela especial A 30.5 x 36.4 x 2 C	CU 1	
	Arandela especial A 10.3 x 13.8 x 2 C	CU 2	
	Arandela A 6.4 x 9.8 x 0.85 A	AL 9	
	Arandela asiento inyector A 12 x 17 x 1.5 C	CU 4	
	Arandela A 8.3 x 13 x 1 A	AL 2	
	O´ring G 11 x 1.78	GS 8	
	O´ring G 6 x 1.60	GS 1	
	O´ring G 35 x 3	GS 1	
	O´ring G 21 x 1.78	GS 1	
	O´ring G 17.5 x 1.78	GS 1	
	Kit de retenes completo		R860200
	Jgo. retén válvulas (8)	V 1	R860210V
	Retén distribución 35 x 45 x 7	S 1	R860212S
	Retén de arbol de levas 40 x 52 x 7.5	S 2	R860213S

HONDA

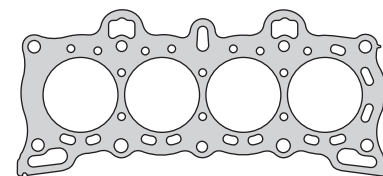


Motor / Engine	Cm ³	HP	Ø
D13B1/B2	1343	75/90	75
D15B6	1493	90	75
D16A7 (SOHC) 16V	1590	116	75

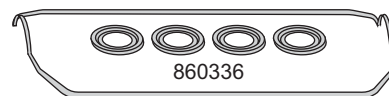
Honda: Civic CVCC 1987/90, CRX 1988/91
Rover: 216/416 1989/92



Nº OE	Descripción / Description	Mat.	Ref.
061A1PM5	Jgo. de juntas para motor	●	860300-R
12251PM510	Junta tapa cilindros Ø 76.5 \pm 1.30	NFT	1 860307
	Jgo. tornillos tapa cilindros (HAS14038)		B860300
12341PM3000	Junta tapa válvulas	GS	1 860310
11251PE2004	Junta para cárter	GS	1 860311
	Guarnición bomba de agua	GS	1 860314
18115P00003	Múltiple escape	AC	1 860315
17105PM3004	Múltiple admisión	NB	1 860317
18212671003	Salida escape	FCH	1 860318
	Base termostato	NB	1 860319
	Base carburador	NB	1 860325
	Guarnición bomba de aceite	GS	1 860327
	Arandela con inserto tapa de válvulas	AC/GS	2 860333
	Arandela con inserto fijación	AC/GS	2 860334
	Guarnición ciega tapa inspección	GS	1 860335
	Guarnición anillo cierre inyector G 40 x 24 x 7	GS	4 860336
	Salida gases	NB	1 860337
	Entrada aire	NFT	1 860338
	Guarnición árbol de levas	GS	1 860339
	Guarnición árbol de levas	GS	1 860340
	Porta retén trasero	NB	1 860341
	Guarnición guía G 14 x 21 x 8	GS	4 860342
	Guarnición inyección	GS	1 860345
	Arandela tapón cárter A 14 x 22 x 1.5 A	AL	1
	O'ring G 32 x 2.4	GS	3
	O'ring G 28 x 4	GS	2
	O'ring G 26 x 3	GS	1
	O'ring G 25 x 2.5	GS	1
	O'ring G 9 x 1.8	GS	1
	O'ring G 7 x 2.2	GS	4
	O'ring G 6 x 1.8	GS	1
	O'ring G 7 x 1.5	GS	1
	Kit de retenes completo		R860300
12210PJ7004	Jgo. retén válvulas (16)	V	1 R860310V
91214PE1721	Retén bancada 80 x 100 x 10	S	1 R250211S
91212PE1721	Retén distribución 31 x 46 x 8	S	1 R860312S
91213PE1721	Retén árbol levas 29 x 45 x 8	S	1 R860313S

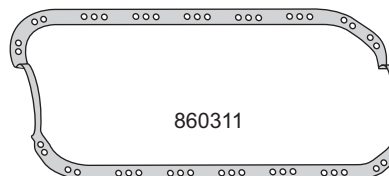


860307



860336

860310



860311



860315



860317



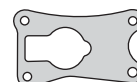
860314



860318



860319



860325



860327



860333



860334



860338



860335



860337



860341



860339



860340



A 14 x 22 x 1.5 A



860345



G 28 x 4



G 32 x 2.4



G 25 x 2.5



G 9 x 1.8



G 14 x 21 x 8



G 7 x 1.5



G 7 x 2.2



G 26 x 3



G 6 x 1.8



R250211S



R860312S



R860313S



R860310V

HONDA



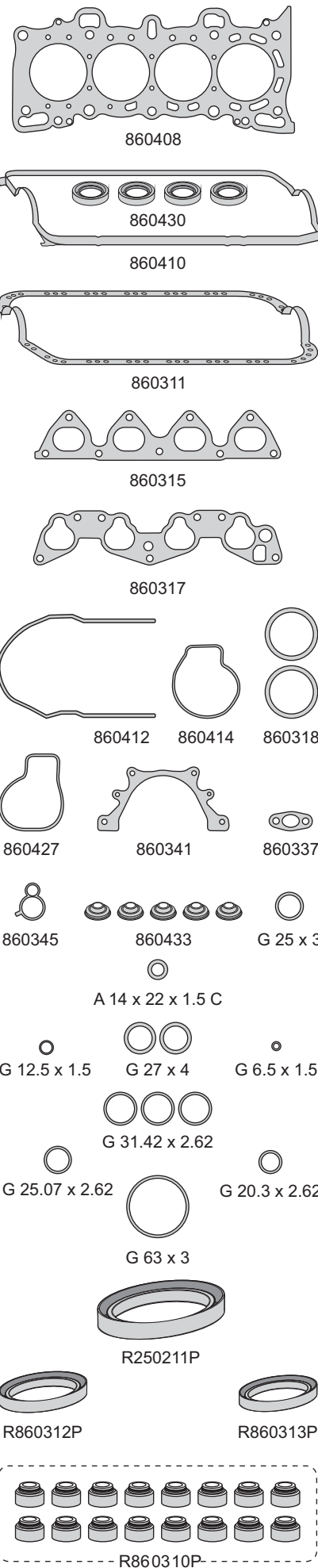
Motor / Engine	Cm ³	HP	Ø
D16Z6	1590	125	75
D16Z7	1590	125	75
D16Z9	1590	125	75
D16A6 (SOHC) 16V	1590	111	75

Honda: Civic Coupe VTEC 1994/95
Civic Del Sol VTEC, Civic VTEC 1991/97
CRX VTEC 1992/95

Rover: 216/416 1992/94



Nº OE	Descripción / Description	Mat.	Ref.
0640-P08-000	Jgo. de juntas para motor		860400-R
12251-P00-004	Junta tapa cilindros Ø 76.0 \pm 1.30	NFT	860407
12251-908-004	Junta tapa cilindros Ø 76.0 \pm 0.72	MLS 1	860408
	Jgo. tornillos tapa cilindros (HAS14038)		B860400
	Junta tapa válvulas	GS 1	860410
11251-PEZ-004	Junta para cárter	GS 1	860311
	Frente distribución	GS 1	860412
	Guarnición bomba de agua	GS 1	860414
18115-P00-003	Múltiple escape	AC 1	860315
17105-PM3-004	Múltiple admisión	NFT 1	860317
18212671003	Salida escape	FCH 2	860318
	Guarnición bomba de aceite	GS 1	860427
	Guarnición anillo cierre inyector G 40 x 25 x 9.5	GS 4	860430
	Arandela con inserto tapa de válvulas	AC/GS 5	860433
	Salida gases	NB 1	860337
	Porta retén trasero	NB 1	860341
	Guarnición inyección	GS 1	860345
	Arandela A 14 x 22 x 1.5 C	CU 1	
	O´ring G 6.5 x 1.5	GS 1	
	O´ring G 12.5 x 1.5	GS 1	
	O´ring G 20.3 x 2.62	GS 1	
	O´ring G 25 x 3	GS 1	
	O´ring G 25.07 x 2.62	GS 1	
	O´ring G 27 x 4	GS 2	
	O´ring G 31.42 x 2.62	GS 3	
	O´ring G 63 x 3	GS 1	
	Kit de retenes completo		R860300
12210PJ7004	Jgo. retén válvulas (16)	P 1	R860310P
91214PE1721	Retén bancada 80 x 100 x 10	P 1	R250211P
91212PE1721	Retén distribución 31 x 46 x 8	P 1	R860312P
91213PE1721	Retén árbol levas 29 x 45 x 8	P 1	R860313P



HONDA

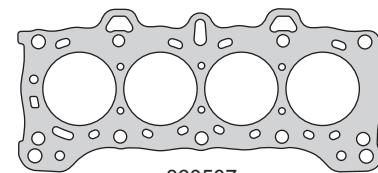


Motor / Engine	Cm ³	HP	Ø
D16A1	1590	110	75
ZC1 - ZV (DOHC) 16V	1590	120	75

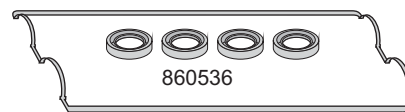
Honda: Civic CRX, Integra 1985/87
Acura: Integra 1986/89



Nº OE	Descripción / Description	Mat.	Ref.
061B1-PJ1-000	Jgo. de juntas para motor	●	860500-R
12251-PM7-003	Junta tapa cilindros Ø 75.5 \pm 1.65	NFT	1 860507
12341-PG6-000	Junta tapa válvulas	GS	1 860510
11251-P0-003	Junta para cárter	GS	1 860311
	Jgo. gomas frente motor (4)	GS	1 860512
	Guarnición bomba de agua	GS	1 860314
18110-PG6-003	Múltiple escape	AC	1 860515
17105-PG6-010	Múltiple admisión	NH	1 860517
18212-SB2-161	Salida escape	FCH	1 860518
	Base inyección	NB	1 860532
	Arandela con inserto tapa de válvulas	AC/GS	4 860333
	Guarnición anillo cierre inyector 23 x 36 x 6.5	GS	4 860536
	Salida gases	NB	2 860337
	Guarnición admisión	GS	1 860537
	Guarnición árbol de levas	GS	1 860340
	Arandela tapón cárter A 14 x 22 x 1 A	AL	1
	O'ring G 66 x 2.6	GS	1
	O'ring G 27.5 x 4	GS	2
	O'ring G 26 x 3	GS	1
	O'ring G 25 x 2.5	GS	1
	O'ring G 20 x 3	GS	1
	Kit de retenes completo		R860500
12210-PD2-003	Jgo. retén válvulas (16)	V	1 R860510V
91214-PE1-721	Retén bancada 80 x 100 x 10	V	1 R250211V
91212-PE0-003	Retén distribución 31 x 46 x 8	P	1 R860312P
91213-PG6-003	Retén árbol levas 27 x 43 x 9	P	2 R860513P



860507



860536

860510



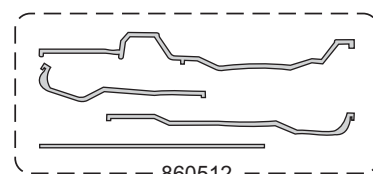
860311



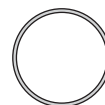
860515



860517



860512



860314



860518



860532



860333



860537



860337



G 26 x 3



860340



G 20 x 3



A 14 x 22 x 1 A



G 27.5 x 4



G 66 x 2.6



G 25 x 2.5



R250211V



R860312P



R860513P



-R860510V-

HONDA



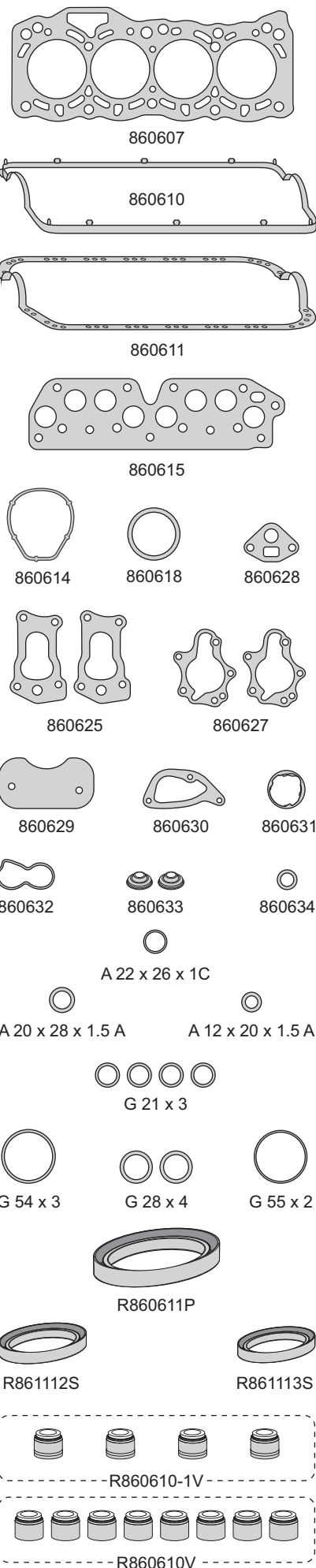
Motor / Engine **Cm³** **HP** **Ø**

Honda: Prelude, Accord 1980/81

EP	1602	90	77
EK (SOHC) 8V	1750	95	77



Nº OE	Descripción / Description	Mat.	Ref.
061B1P82000	Jgo. de juntas para motor		860600-R
1225PB2000	Junta tapa cilindros Ø 78.0 \pm 1.40	NFT 1	860607
12341PB2000	Junta tapa válvulas	GS 1	860610
11251PB2000	Junta para cárter	GS 1	860611
	Guarnición bomba de agua	GS 1	860614
18115PA6000	Múltiple admisión y escape	NFT 1	860615
18212671003	Salida escape	FCH 1	860618
	Base carburador	NFT 2	860625
	Bomba de aceite	CB 2	860627
	Bomba nafta	NFT 1	860628
	Inspección	NFT 1	860629
	Tapa inspección	NB 1	860630
	Guarnición árbol de levas	GS 1	860631
	Guarnición bomba de aceite	GS 1	860632
	Arandela con inserto tapa de válvulas	AC/GS 2	860633
	Guarnición G 15 x 21 x 3	GS 1	860634
	O'ring G 54 x 3	GS 1	
	O'ring G 55 x 2	GS 1	
	O'ring G 28 x 4	GS 2	
	O'ring G 21 x 3	GS 4	
	Arandela A 12 x 20 x 1.5 A	AL 1	
	Arandela A 20 x 28 x 1.5 A	AL 1	
	Arandela A 22 x 26 x 1 C	CU 1	
12210689003	Jgo. retén válvulas (8)	V 1	R860610V
12211689013	Jgo. retén válvulas auxiliar (4)	V 1	R860610-1V
91214634004	Retén bancada 76 x 98 x 12	P 1	R860611P
91212611004	Retén distribución 35 x 50 x 8	S 1	R861112S
91203611003	Retén árbol levas 27 x 43 x 9	S 1	R861113S



HONDA

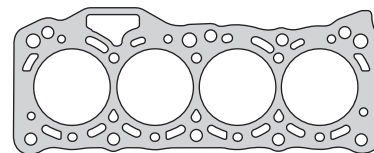


Motor / Engine	Cm ³	HP	Ø
EP	1602	90	77
EK/EL (SOHC) 12V	1750	97	77

Honda: Accord, Prelude, Vigor 1978/...
Accord, Quinet 1981/...



Nº OE	Descripción / Description	Mat.	Ref.
061B1-PCI-060	Jgo. de juntas para motor	●	860700-R
12251-PCI-020	Junta tapa cilindros Ø 78.0 \pm 1.30	NFT	1 860707
12341-PCI-000	Junta tapa válvulas	GS	1 860710
11251-PO2-000	Junta para cárter	GS	1 860611
	Frente distribución	GS	1 860712
	Guarnición bomba de agua	GS	1 860614
18115-PCI-004	Múltiple admisión y escape	NFT	1 860715
18212-671-003	Salida escape	FCH	1 860718
	Base termostato	NB	860719
	Base carburador	NFT	2 860725
	Bomba base aceite	NH	1 860727
	Guarnición sello	GS	1 860729
	Guarnición árbol de levas	GS	1 860631
	Guarnición bomba de aceite	GS	1 860732
	Arandela con inserto tapa de válvulas	AC/GS	2 860633
	Arandela A 20 x 28 x 1.5 A	AL	1
	O'ring G 7 x 1.5	GS	1
	O'ring G 13 x 1.5	GS	1
	O'ring G 26 x 3	GS	1
	O'ring G 28 x 4	GS	1
	O'ring G 33 x 1.5	GS	1
	O'ring G 54 x 3	GS	1
	Kit de retenes completo		R860700
12210-689-003	Jgo. retén válvulas (12)	V	1 R860710V
91214-634-004	Retén bancada 76 x 98 x 12	P	1 R860611P
91212-611-004	Retén distribución 31 x 46 x 8	S	1 R861112S
91203-611-003	Retén árbol levas 27 x 43 x 9	S	1 R861113S



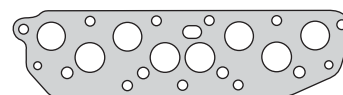
860707



860710



860611



860715



860712



860614



860718



860719



860725



860727



860729



860631



860732



860633



G 28 x 4



G 33 x 1.5



G 26 x 3



A 20 x 28 x 1.5 A



G 13 x 1.5



G 7 x 1.5



G 54 x 3



R860611P



R861112S



R861113S



R860710V

HONDA

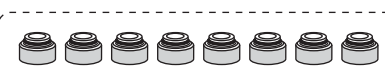
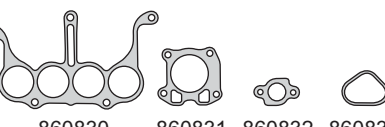
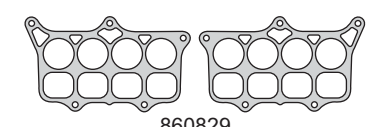
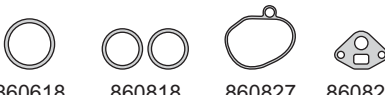
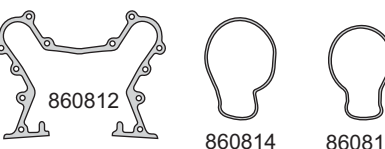
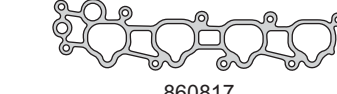
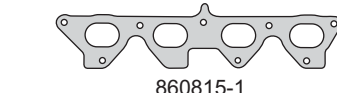
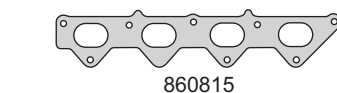
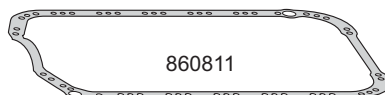
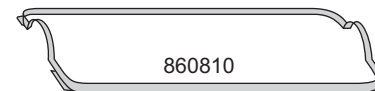
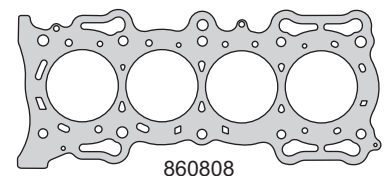


Motor / Engine	Cm ³	HP	Ø
F18A3	1850	116	85
F20Z1	1997	131	85
F20Z2 (SOHC) 16V	1997	116	85

Honda: Accord 1993/...
Rover: 618 1996/99, 620/620 SI 1993/97



Nº OE	Descripción / Description	Mat.	Ref.
061A1-PT5-000	Jgo. de juntas para motor		860800-R
12251-PTO-004	Junta tapa cilindros Ø 86.0 ± 1.20	MLS	1 860808
12341-PTO-000	Junta tapa válvulas F20B3	GS	1 860810
11251-PTO-000	Junta para cárter	GS	1 860811
	Frente motor	NB	1 860812
	Guarnición bomba de agua	GS	1 860814
18115-PT3-A21	Múltiple escape F20A	AC	1 860815
	Múltiple escape	AC	1 860815-1
14105-PT2-004	Múltiple admisión	NB	1 860817
18212-SBL-461	Salida escape Ø56	FCH	1 860618
18212-SM4-003	Salida escape Ø49	FCH	2 860818
	Guarnición bomba de agua	GS	1 860819
	Guarnición bomba de aceite	GS	1 860827
	Bomba nafta	NFT	1 860828
	Entre colectores	NB	2 860829
	Entre pre-colectores	NB	1 860830
	Junta BDI	NB	1 860831
	Descarga gases	NB	1 860832
	Arandelas tapa válvulas con inserto	AC/AC	5 860833
	Guarnición termostato	GS	1 860834
	Guarnición protector bujías G 37 x 25 x 6	GS	4 860835
	Guarnición anillo G 14 x 21 x 5	GS	4 860836
	Guarnición árbol de levas	GS	1 860837
	Guarnición	GS	1 860838
	Guarnición anillo G 14 x 18 x 4.5	GS	1 860839
	Guarnición caja	GS	1 860840
	Arandela tapón cárter A 14 x 22 x 1.5 A	AL	1
	O´ring G 7 x 1.6	GS	1
	O´ring G 7 x 2.2	GS	4
	O´ring G 9 x 2.5	GS	1
	O´ring G 11 x 3.5	GS	1
	O´ring G 26 x 3	GS	1
	O´ring G 23 x 2	GS	1
	O´ring G 30 x 2.7	GS	4
	O´ring G 42 x 2.5	GS	1
	O´ring G 63 x 3	GS	1
	Kit de retenes completo		R860800
12210-PJ7-004	Jgo. retén válvulas (16)	V	1 R860810V
91214-PTO-004	Retén bancada 80 x 100 x 10	V	1 R250211V
91212-PTO-000	Retén distribución 40 x 52 x 7	P	1 R860812P
91213-PTO-003	Retén árbol de levas 28 x 42 x 8	P	1 R860813P
	Retén auxiliar 27 x 40 x 8	P	1 R860815P



HONDA

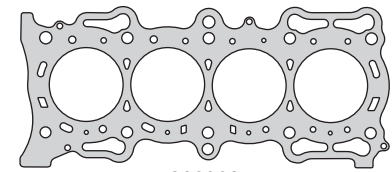


Motor / Engine	Cm ³	HP	Ø
F18B2/B3	1850	136	85
F20B3/B5/B6	1997	137/147	85
F22B1	2156	130/145	85
F22B4/B5/B8	2156	150	85
RJ1 (SOHC) 16V	2156	140	82

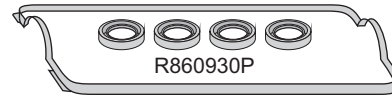
Acura: CL VTEC 1997/98
Isuzu: Oasis 1995/97
Honda: Accord VTEC, Accord Coupe VTEC
 Prelude VTEC, Accord Wagon 1994/...
 Accord Aerodeck, Coupe
 Wagon 1994/97



Nº OE	Descripción / Description	Mat.	Ref.
06111-PTO-000	Jgo. de juntas para motor	●	860900-R
12251-PTO-J020	Junta tapa cilindros Ø 86.0 ± 0.80	MLS 1	860908
12341-PTO-000	Junta tapa válvulas F20B3	GS	860810
12341-PT2-000	Junta tapa válvulas F20B5/7 - F22B1/4	GS 1	860910
11251-PTO-000	Junta para cárter (todos)	GS 1	860911
	Frente motor	NH 1	860812
	Guarnición bomba de agua	GS 1	860914
18115-POA-003	Múltiple escape	AC 1	860915
17105-POA-004	Múltiple admisión	NH 1	860917
17115-POA-003	Múltiple admisión F20B6/7	NH 1	860917-1
18212-S04-003	Salida escape Ø56	FCH 2	860618
18212-S02-961	Salida escape Ø49	FCH 2	860818
	Guarnición bomba de agua	GS 1	860919
	Guarnición bomba aceite	GS 1	860927
	Bomba nafta	NFT 1	860828
	Entre colectores	SLS 1	860930
	Anillo cierre inyector 25 x 40 x 7.5/9.5	P 4	R860930P
	Junta BDI	NB 1	860931
	Descarga gases	NB 1	860832
	Arandelas tapa válvulas con inserto	AC/GS 5	860833
	Arandelas tapa válvulas con inserto F22	AC/GS 5	860933
	Guarnición termostato	GS 1	860834
	Guarnición anillo 34 x 40 x 5.5	GS 1	860934
	Guarnición protector bujías G 25 x 37 x 6	GS 4	860835
	Guarnición 9 x 15 x 2	GS 1	860935
	Guarnición anillo G 14 x 21 x 5	GS 4	860836
	Guarnición árbol de levas	GS 2	860837
	Guarnición	GS 1	860838
	Guarnición goma	GS 1	860938
	Guarnición anillo G 14 x 18 x 4.5	GS 1	860839
	Arandela tapón cárter A 14 x 22 x 2 A	AL 1	
	O´ring G 7 x 2.2	GS 4	
	O´ring G 9 x 2.5	GS 1	
	O´ring G 11 x 3.6	GS 1	
	O´ring G 26 x 3	GS 1	
	O´ring G 27 x 2.5	GS 1	
	O´ring G 30 x 2.7	GS 4	
	O´ring G 42 x 2.5	GS 1	
	O´ring G 63 x 3	GS 1	
	Kit de retenes completo		R860800
12210-PJ7-004	Jgo. retén válvulas (16)	V 1	R860810V
91214-PTO-004	Retén bancada 80 x 100 x 10	S 1	R250211S
91212-PTO-003	Retén distribución 40 x 52 x 7	S 1	R860812S
91213-PTO-003	Retén árbol de levas 28 x 42 x 8	S 1	R860813S
91213-PTO-004	Retén auxiliar 27 x 40 x 8	S 1	R860815S



860908

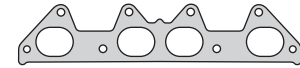


R860930P

860910



860911



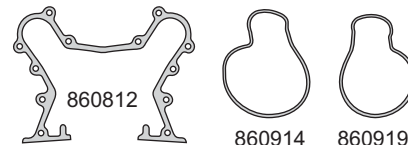
860915



860917



860917-1



860812

860914

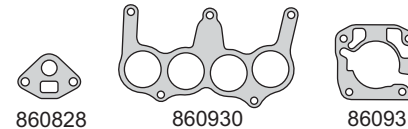
860919



860618

860818

860927



860828

860930

860931



860832

860833

860933

860834



860835

860934

860836

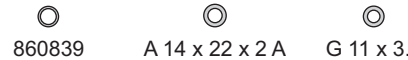


860935

860837

860838

860938



860839

A 14 x 22 x 2 A

G 11 x 3.6



G 42 x 2.5

G 30 x 2.7

G 63 x 3

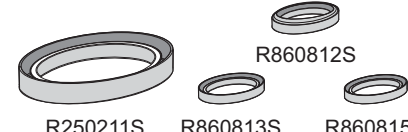


G 9 x 2.5

G 26 x 3

G 7 x 2.2

G 27 x 2.5

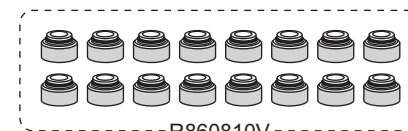


R860812S

R250211S

R860813S

R860815S



R860810V

HONDA

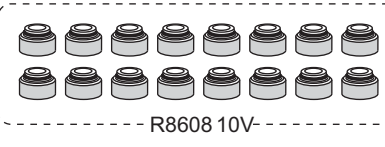
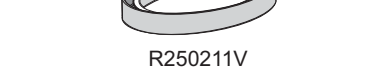
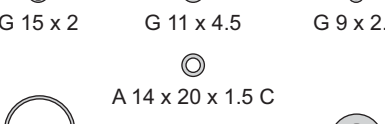
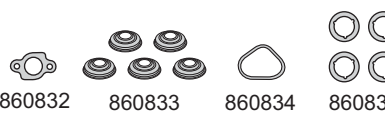
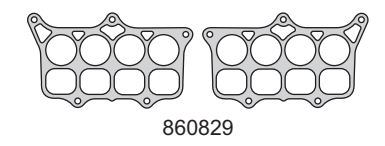
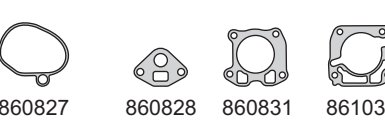
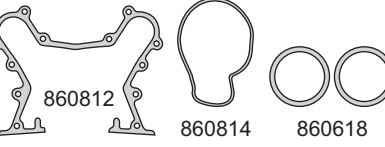
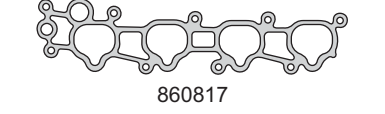

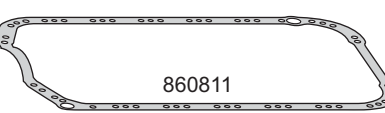
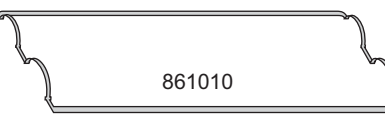
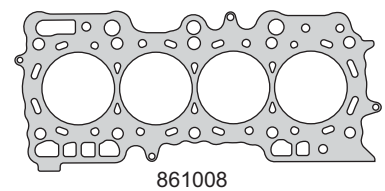


Motor / Engine	Cm ³	HP	Ø
H23A1	2259	160	87
H23A2	2259	160	87
H23A3 (DOHC) 16V	2259	158/160	87

Honda: Accord, Prelude 1992/96
Rover: 623 1993/97



Nº OE	Descripción / Description	Mat.	Ref.
061A1-PT5-000	Jgo. de juntas para motor		861000-R
12251-P14-A02	Junta tapa cilindros Ø 87.5 ± 1.35	MLS	1 861008
12341-PTO-000	Junta tapa válvulas F20B3	GS	1 861010
11251-PTO-000	Junta para cárter	GS	1 860811
	Frente motor	NH	1 860812
	Guarnición bomba de agua	G	1 860814
18115-PT3-A21	Múltiple escape F20A	AC	1 860815
14105-PT2-004	Múltiple admisión	NH	1 860817
18212-SBL-461	Salida escape Ø56	FCH	2 860618
	Guarnición bomba de aceite	GS	1 860827
	Bomba nafta	NFT	1 860828
	Entre colectores	NH	2 860829
	Junta BDI	NH	1 860831
	Junta BDI	NH	1 861031
	Descarga gases	NH	1 860832
	Arandelas tapa válvulas con inserto	AC/GS	5 860833
	Guarnición termostato	NH	1 860834
	Guarnición protector bujías G 37 x 2.5 x 6	GS	4 860835
	Guarnición árbol de levas	GS	1 860837
	Guarnición anillo G 14 x 18 x 4.5	GS	1 860839
	Guarnición	GS	1 861039
	Guarnición caja	GS	1 861040
	Arandela tapón cárter A 14 x 20 x 1.5 C	CU	1
	O´ring G 9 x 2.5	GS	1
	O´ring G 11 x 4.5	GS	1
	O´ring G 15 x 2	GS	1
	O´ring G 26 x 3	GS	1
	O´ring G 38 x 4	GS	1
	O´ring G 62 x 3	GS	1
	Kit de retenes completo		R860800
12210-PJ7-004	Jgo. retén válvulas (16)	V	1 R860810V
91214-PTO-004	Retén bancada 80 x 100 x 10	V	1 R250211V
91212-PTO-000	Retén distribución 40 x 52 x 7	P	1 R860812P
91213-PTO-003	Retén árbol de levas 28 x 42 x 8	P	2 R860813P
	Retén auxiliar 27 x 40 x 8	P	1 R860815P



HONDA

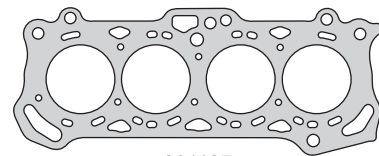


Motor / Engine	Cm ³	HP	Ø
EB1	1169	60	70
EB2/3	1238	60	72
EN (SOHC) 8V	1335	70	72

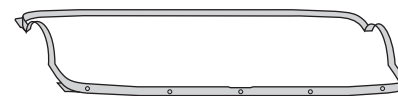
Honda: Civic 1975/79, Civic Van 1979/82
Civic, Ballade 1982/...



Nº OE	Descripción / Description	Mat.	Ref.
06101-PA1-000	Jgo. de juntas para motor	●	861100-R
12261-642-020	Junta tapa cilindros Ø 74.0 \pm 1.26	NFT	1 861107
12341-PA1-000	Junta tapa válvulas	GS	1 861110
11251-PA6-003	Junta para cárter	GS	1 861111
	Guarnición frente motor	GS	1 861112
18110-PA1-000	Jgo. múltiple escape (4)	GFT	1 861116
17105-634-000	Jgo. múltiple admisión (3)	NH	1 861117
	Guarnición bomba aceite	GS	1 861127
	O'ring G 55 x 2	GS	1
	O'ring G 26 x 3	GS	1
	O'ring G 18 x 2.8	GS	1
	O'ring G 13 x 1.5	GS	1
	O'ring G 12.5 x 2.8	GS	2
	Kit de retenes completo		R861100
12210-PA6-003	Jgo. retén válvulas (8)	V	1 R861110V
91214-634-004	Retén bancada 74 x 98 x 12	P	1 R861111P
91212-611-004	Retén distribución 35 x 50 x 8	S	1 R861112S
91230-611-004	Retén árbol levas 27 x 43 x 9	S	1 R861113S



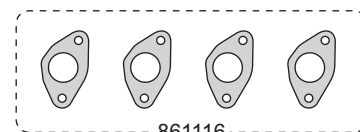
861107



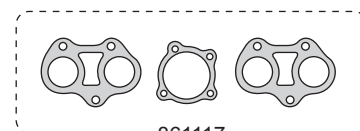
861110



861111



861116



861117



861127



861127



G 26 x 3



G 55 x 2



G 13 x 1.5



G 12.5 x 2.8



G 18 x 2.8



R861111P



R861112S



R861113S



R861110V

HONDA

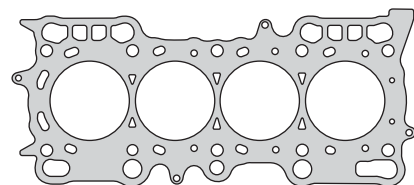


Motor / Engine	Cm ³	HP	Ø
H22A1/A2 (DOHC) 16V	2157	185	87

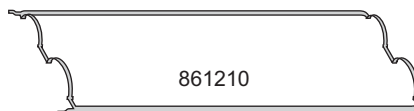
Honda: Prelude VTEC 1993/96
Accord 1991/98



Nº OE	Descripción / Description	Mat.	Ref.
06110-P13-000F	Jgo. de juntas para motor		861200-R
12251-P13-004	Junta tapa cilindros Ø 87.6 ± 0.93	MLS 1	861208
	Jgo. tornillos tapa cilindros (HAS14038)		B861200
12341-P13-000	Junta tapa válvulas	GS 1	861210
11251-PTO-000	Junta para cárter	GS 1	860811
	Guarnición bomba de agua	GS 1	860814
	Múltiple escape	MLS 1	861215
17105-PT2-004	Múltiple admisión	CB 1	861217
18212-SBL-961	Salida escape Ø 49	CHA 2	860818
	Guarnición cierre bomba de agua	GS 1	861227
	Guarnición bomba aceite	GS 1	860827
	Descarga gases	CB 1	860832
	Arandela con inserto tapa válvulas	AC/GS 8	860833
	Guarnición termostato	GS 1	860834
	Guarnición protector G 37 x 25 x 6	GS 4	860835
	O´ring G 26 x 3	GS 1	
	O´ring G 38 x 4	GS 2	
	O´ring G 10 x 1.5	GS 1	
	O´ring G 32 x 4	GS 1	
	O´ring G 63 x 3	GS 1	
	O´ring G 12.5 x 3.5	GS 1	
	O´ring G 11 x 2.2	GS 1	
	O´ring G 9 x 2.2	GS 1	
	Kit de retenes completo		R861200
12210-PJ7-004	Jgo. reten válvulas (16)	V 1	R860810V
91214-PTO-004	Retén bancada 80 x 100 x 10	V 1	R250211V
91212-PTO-009	Retén distribución 40 x 52 x 7	P 1	R860812P
	Retén árbol de levas 29 x 43 x 8	P 2	R861213P
	Retén auxiliar 27 x 40 x 8	P 1	R860815P



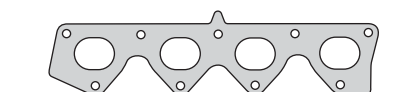
861208



861210



860811



860814



861215



861217



860818



860827



860832



860834



860833



G 26 x 3



860835



G 11 x 2.2



G 32 x 4



G 38 x 4



G 63 x 3



G 10 x 1.5



G 12.5 x 3.5



G 9 x 2.2



R250211V



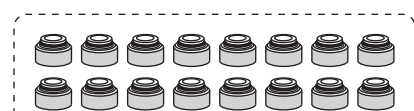
R860812P



R861213P



R860815P



R860810V

HONDA

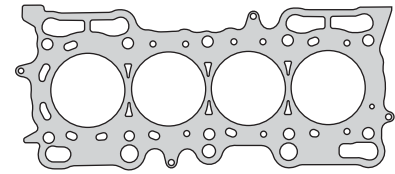


Motor / Engine	Cm ³	HP	Ø
H22A4/A6/A8	2157	185	87
H22A5 (DOHC) 16V	2157	195	87

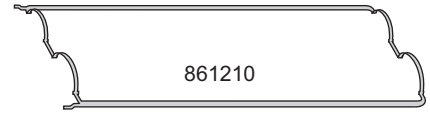
Honda: Prelude VTEC 1997/...
Prelude Type VTEC 1997/00



Nº OE	Descripción / Description	Mat.	Ref.
06110-P5M-000	Jgo. de juntas para motor	●	861300-R
12251-PTO-J02	Junta tapa cilindros Ø 88.0 ± 0.78	MLS 1	861308
	Jgo. tornillos tapa cilindros		B861300
	Sellador líquido - caucho de silicona		TRN0085G
12341-P13-000	Junta tapa válvulas	GS 1	861210
	Guarnición bomba de agua	GS 1	860814
	Múltiple escape	MLS 1	861215
17105-PT2-004	Múltiple admisión	CB 1	861217
18212-SBL-961	Salida escape Ø 49	CHA 2	860818
	Guarnición rectangular	GS 1	861220
	Guarnición cierre	GS 1	861221
	Guarnición cierre bomba de agua	GS 1	861227
	Guarnición bomba aceite	GS 1	860827
	Descarga gases	CB 1	860832
	Arandela con inserto tapa válvulas	AC/GS 8	860833
	Guarnición termostato	GS 1	860834
	Guarnición protector G 37 x 25 x 6	GS 4	860835
	O´ring G 26 x 3	GS 1	
	O´ring G 38 x 4	GS 2	
	O´ring G 10 x 1.5	GS 1	
	O´ring G 63 x 3	GS 1	
	O´ring G 12.5 x 3.5	GS 1	
	O´ring G 11 x 2.2	GS 1	
	O´ring G 9 x 2.2	GS 1	
	O´ring G 7 x 1.78	GS 2	
	Kit de retenes completo		R861200
12210-PJ7-004	Jgo. reten válvulas (16)	V 1	R860810V
91214-PTO-004	Retén bancada 80 x 100 x 10	V 1	R250211V
91212-PTO-009	Retén distribución 40 x 52 x 7	P 1	R860812P
	Retén árbol de levas 29 x 43 x 8	P 2	R861213P
	Retén auxiliar 27 x 40 x 8	P 1	R860815P



861308



861210



861215



861217



860814



860818



861220



861221



860827



861227



860832



860835



860834



860833



G 26 x 3



G 38 x 4



G 11 x 2.2



G 7 x 1.78



G 63 x 3



G 10 x 1.5



G 12.5 x 3.5



G 9 x 2.2



R250211V



R860812P



R861213P



R860815P



R860810V

HONDA

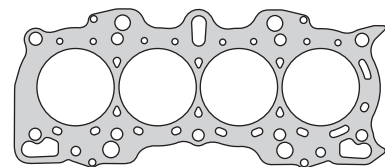


Motor / Engine	Cm ³	HP	Ø
B20B2/B3	1973	128	84
B20Z1/Z3/Z9 (DOHC) 16V	1973	128/147	84

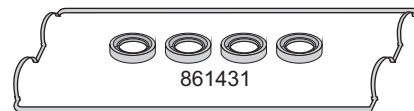
Honda: CR-V 1997/98
CR-V 1999/...




Nº OE	Descripción / Description	Mat.	Ref.
06110P3F901/2	Jgo. de juntas para motor		861400-R
12251.P8R.004	Junta tapa cilindros Ø 76.5 \pm 1.30	MLS	1 861408
	Sellador líquido - caucho de silicona		TRN0085G
1241.PR4.100	Junta tapa válvulas	GS	1 861410
11251.P30.004	Junta para cárter	GS	1 861411
18115.P3F.003	Múltiple escape	AC	1 861415
17105.PR4.004	Múltiple admisión	NH	1 861417
18212.5B2.961	Salida escape Ø49	FCH	2 860818
18212.671.003	Salida escape Ø60	FCH	1 861418
	Guarnición bomba de agua	GS	1 860619
	Guarnición anillo cierre inyección 36 x 24 x 6.5	GS	4 861431
	Descarga de gases	NB	1 861432
	Arandela tapa de válvulas con inserto metálico	AC/GS	7 861433
	O'ring G 32 x 3.8	GS	2
	O'ring G 27 x 3	GS	1
	O'ring G 26.5 x 2	GS	2
	O'ring G 12 x 2.5	GS	1
	O'ring G 9 x 1.5	GS	1
	Kit de retenes completo		R861400
12210.P72.003	Jgo. retén válvulas (16)	V	1 R861410V
91214.PE1.	Retén bancada 80 x 100 x 10	V	1 R250211V
91212.PE1.721	Retén distribución 38 x 50 x 7.4	P	1 R861412P
91230-611-004	Retén árbol levas 27 x 43 x 9	P	2 R860513P



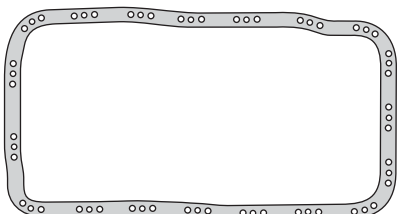
861408



861431



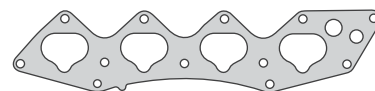
861410



861411



861415



861417



861418

860818

860619



861433

861432



G 9 x 1.5

G 26.5 x 2

G 12 x 2.5



G 27 x 3

G 32 x 3.8



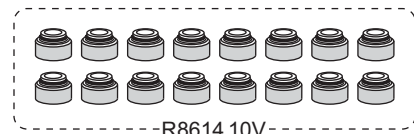
R250211V



R861412P



R861113P



-R8614 10V-

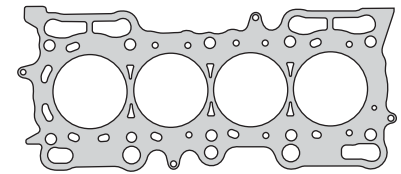
HONDA



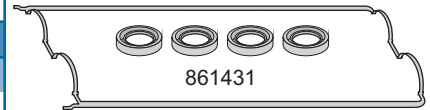
Motor / Engine	Cm ³	HP	Ø
H22A7 (DOHC) 16V	2157	212	87

Honda: Accord Typer R 1998/...

Nº OE	Descripción / Description	Mat.	Ref.
	Jgo. de juntas para motor		861500-R
	Junta tapa cilindros Ø 88.0 ± 0.78	MLS 1	861308
	Jgo. tornillos tapa cilindros		B861300
	Sellador líquido - caucho de silicona		TRN0085G
12341-P13-000	Junta tapa válvulas	GS 1	861210
	Guarnición bomba de agua	GS 1	860814
	Múltiple escape	MLS 1	861215
17105-PT2-004	Múltiple admisión	CB 1	861517
18212-SBL-961	Salida escape	FCH 2	860618
	Guarnición goma	GS 1	861220
	Guarnición goma	GS 1	861221
	Guarnición bomba de aceite	GS 1	860827
	Guarnición cierre bomba de agua	GS 1	861227
	Descarga gases	NB 1	860832
	Arandela con inserto tapa válvulas	AC/GS 8	860833
	Guarnición anillo cierre inyección G 36 x 24 x 6.5	GS 4	861431
	O´ring G 38 x 4	GS 2	
	O´ring G 26 x 3	GS 1	
	O´ring G 63 x 3	GS 1	
	O´ring G 11.5 x 3.5	GS 1	
	O´ring G 11 x 2.5	GS 1	
	O´ring G 9 x 2	GS 1	
	O´ring G 9 x 1.6	GS 1	
	O´ring G 6.5 x 2	GS 2	
	Kit de retenes completo		R861200
12210-PT2-003	Jgo. reten válvulas (16)	P 1	R861210P
91214-PTO-004	Retén bancada 80 x 100 x 10	S 1	R250211S
91212-PTO-009	Retén distribución 40 x 52 x 7	S 1	R860812S
	Retén árbol de levas 29 x 43 x 8	S 2	R861213S
	Retén auxiliar 27 x 40 x 8	S 1	R860815S

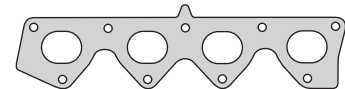


861308



861431

861210



861215



861517



860814



860618



861220



861221



860827



861227



860832



860833



860835



G 11.5 x 3.5



G 63 x 3



G 26 x 3



G 9 x 2



G 11 x 2.5



G 9 x 1.6



G 6.5 x 2



G 38 x 4



R250211S



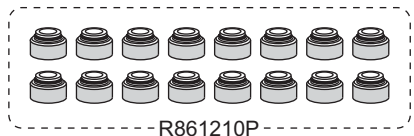
R860812S



R861213S



R860815S



R861210P

HONDA



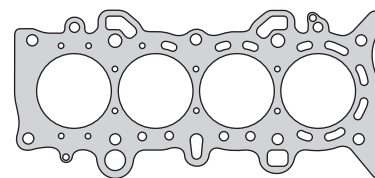
Motor / Engine **Cm³** **HP** **Ø**

D17A8
(SOHC) 16V **1668** **125** **75**

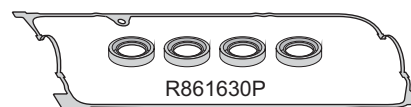
Honda: Civic Coupe 2001/05



Nº OE	Descripción / Description	Mat.	Ref.
06110-PIL-Y01F	Jgo. de juntas para motor		861600-R
12251-PLC-003	Junta tapa cilindros Ø 75.5 ± 0.75 Sellador líquido - caucho de silicona	MLS	1 861608
12341-PLC-000	Junta tapa válvulas	GS	1 861610
18115-PLC-J01	Múltiple escape	MLS	1 861615
	Múltiple admisión	MLS	1 861617
	Tapa frente motor	SLS	1 861613
	Tapa bomba de agua	GS	1 861614
	Guarnición anillo cierre inyección	GS	861630
	Arandela con inserto tapa válvulas	AC/GS	5 860833
	Arandela con inserto fijación	GS	4 861635
	Junta brida	NB	1 861637
	O´ring G 28 x 4	GS	2
	O´ring G 25 x 2.5	GS	1
	O´ring tapa de válvulas G 7 x 2	GS	1
	Kit de retenes completo		R861600
	Jgo. retén válvulas (16)	V	1 R860810V
12210-P21-004	Retén bancada 80 x 100 x 10	V	1 R861611V
	Retén distribución 38 x 50 x 7.4	P	1 R861612P
91213-P2F-AD1	Retén árbol de levas 29 x 45 x 8	P	1 R861613P



861608



R861630P

861610



861615



861617



861614

861613

861637



860833



G 25 x 2.5

G 7 x 2

G 28 x 4



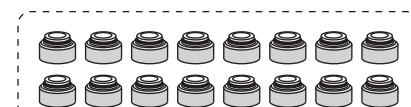
R861611V



R861612P



R861613P



R860810V

HONDA

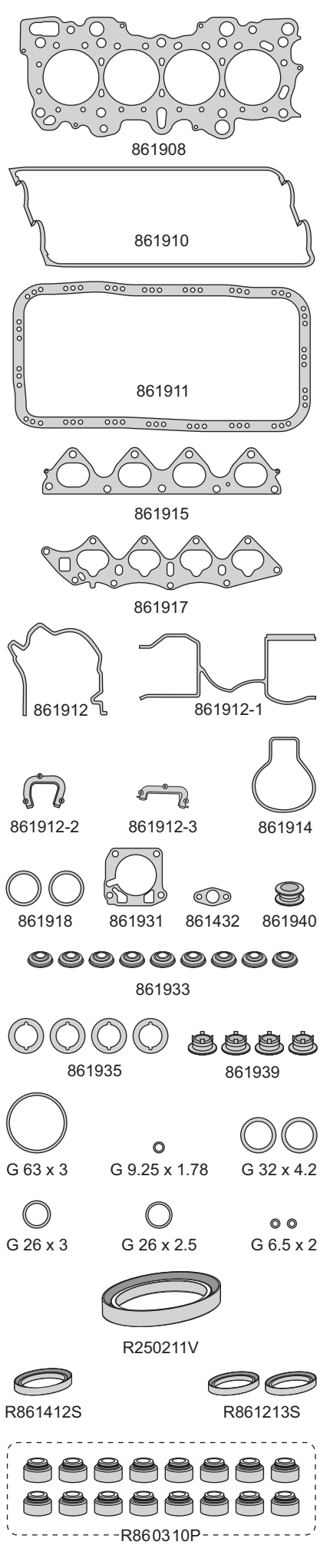


Motor / Engine	Cm ³	HP	Ø
B16A2 (DOHC) 16V	1595	150/160	81

Honda: Civic VTEC 1999/02



Nº OE	Descripción / Description	Mat.	Ref.
	Jgo. de juntas para motor		861900-R MLS
	Junta tapa cilindros Ø 81.5 ± 0.70	MLS 1	861908
	Junta tapa de válvulas	GS 1	861910
	Junta para cárter	GS 1	861911
	Cierre frente motor	GS 1	861912
	Cierre frente motor	GS 1	861912-1
	Cierre frente motor	GS 1	861912-2
	Cierre frente motor	GS 1	861912-3
	Bomba de agua	GS 1	861914
	Múltiple escape	AC 1	861915
	Múltiple admisión	NB 1	861917
	Salida de escape - 50.6 x 59.9 x 4.5	FCH 2	861918
	Junta BDI	NB 1	861931
	Junta descarga gases	NB 1	861432
	Arandela con inserto tapa válvulas A 8.2 x 22.4 x 6.8	AC/GS 9	861933
	Guarnición protección	GS 4	861935
	Tapón árbol de levas	PLAST 4	861939
	Guarnición caja	AC/GS 1	861940
	O´ring G 63 x 3	GS 1	
	O´ring G 32 x 4.2	GS 2	
	O´ring G 26 x 3	GS 1	
	O´ring G 26 x 2.5	GS 1	
	O´ring G 9.25 x 1.78	GS 1	
	O´ring G 6.5 x 2	GS 2	
	Kit de retenes completo		R861900
	Jgo. retén válvulas (16)	P 1	R860310P
	Retén bancada 80 x 100 x 10	V 1	R250211V
	Retén distribución 38 x 50 x 7.4	S 1	R861412S
	Retén árbol levas 29 x 43 x 8	S 2	R861213S

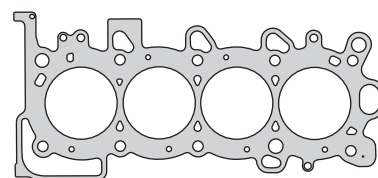


HONDA

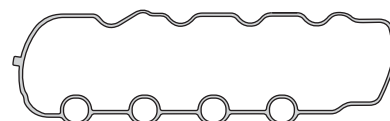


Motor / Engine	Cm ³	HP	Ø
I-DSI Twin Spark	1339	82	73
L13A3 - L13A5 (SOHC) 8V	1339	82	73

Honda: Fit BR 2003/..., City 2004/...
Jazz 2005/...



862308



862310



862315



862317-1



862317



862311-1



862337

862314

862338



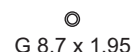
862333



G 14.8 x 1.95

G 9.3 x 2

G 17.7 x 2.40



G 8.7 x 1.95



G 24 x 2.4

G 27.8 x 4

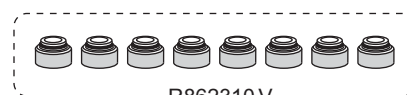
G 46.8 x 1.95



R240411V



R270713V



R862310V

Nº OE	Descripción / Description	Mat.	Ref.
	Jgo. de juntas para motor		862300-R
	Junta tapa cilindros Ø 74.0 ±1.20	NFT	862307
	Junta tapa cilindros Ø 73.5 ±0.90	MLS 1	862308
	Sellador líquido - caucho de silicona		TRN0085G
	Junta tapa válvulas	GS 1	862310
	Cogotera para cárter	GS 1	862311-1
	Múltiple escape	MLS 1	862315
	Jgo. múltiple admisión (4)	GS 1	862317
	Múltiple admisión	SLS 1	862317-1
	Guarnición bomba de agua	GS 1	862314
	Arandela tapa válvulas con inserto	AC/GS 8	862333
	Junta	SLS 1	862337
	Junta	CB 1	862338
	O´ring G 9.3 x 2	GS 1	
	O´ring G 8.7 x 1.95	GS 1	
	O´ring G 14.8 x 1.95	GS 1	
	O´ring G 17.7 x 2.40	GS 1	
	O´ring G 24 x 2.4	GS 1	
	O´ring G 27.8 x 4	GS 2	
	O´ring G 46.8 x 1.95	GS 1	
	Kit de retenes completo		R862300
	Jgo. reten válvulas (8)	V 1	R862310V
	Retén bancada 80 x 98 x 10	V 1	R240411V
	Retén distribución 40 x 55 x 7	V 1	R270713V

HONDA



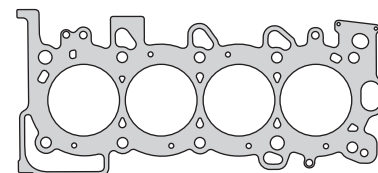
Motor / Engine **Cm³** **HP** **Ø**

L15A1	1496	81	73
L15A6 (SOHC) 16V	1496	105	73

Honda: Fit VTEC 2007/..., Jazz VTEC 2006/...
City VTEC 2005/...



Nº OE	Descripción / Description	Mat.	Ref.
	Jgo. de juntas para motor	●	862500-R
	Junta tapa cilindros Ø 74.0 ± 1.20	NFT	862507
	Junta tapa cilindros Ø 74.0 ± 0.90	MLS 1	862508
	Sellador líquido - caucho de silicona		TRN0085G
	Junta tapa válvulas	GS 1	862510
	Múltiple escape	MLS 1	862315
	Jgo. múltiple admisión (4)	GS 1	862317
	Múltiple admisión	SLS 1	862317-1
	Junta base filtro aceite	GS 1	862527
	Arandela tapa válvulas con inserto	AC/GS 8	862333
	Junta base chupador aceite	SLS 1	862337
	O´ring G 9.3 x 2	GS 1	
	O´ring G 14.8 x 1.95	GS 1	
	O´ring G 27.8 x 4	GS 1	
	O´ring G 46.8 x 1.95	GS 1	
	Kit de retenes completo		R862500
	Jgo. reten válvulas (16)	V 1	R862510V
	Retén bancada 80 x 98 x 10	V 1	R240411V
	Retén distribución 40 x 55 x 7	V 1	R270713V



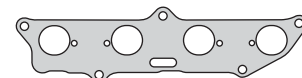
862508



862510



862315



862317-1



862317



862527



862337



G 27.8 x 4



862333



G 14.8 x 1.95



G 9.3 x 2



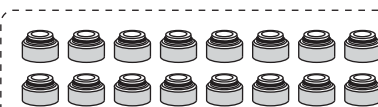
G 46.8 x 1.95



R240411V



R270713V



R862510V

HONDA

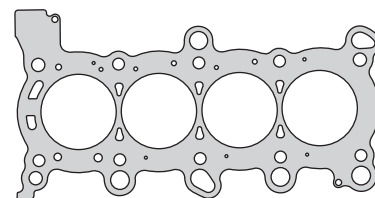


Motor/Engine	Cm³	HP	Ø
R18A1/A2 (SOHC) 16V	1799	140	81

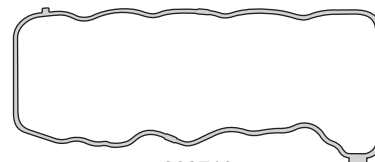
Honda: Civic Sedan, Coupe 2006/11



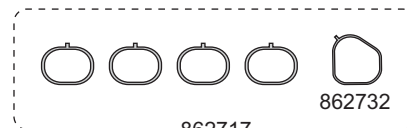
Nº OE	Descripción/Description	Mat.	Ref.
	Jgo. de juntas para motor		● 862700-R MLS
	Jgo. de juntas superior	●	862795
	Jta. tapa cilindros Ø 82 ± 0.75	MLS	1 1 862708
	Sellador líquido - caucho de silicona		TRN0085G
	Junta tapa válvulas	GS	1 1 862710
	Bomba de agua	GS	1 1 862714
	Múltiple escape	AC	1 1 862715
	Jgo. múltiple admisión (5)	GS	1 1 862717
	Junta caja termostato	SLS	1 1 862719
	Junta sensor presión de aceite	AC/GS	1 1 862727
	Múltiple admisión	GS	1 1 862732
	Guarnición goma	GS	1 1 862733
	Tapón tapa de distribución	PLAST	1 1 862735
	Entrada aire	NFT	1 1 860338
	Guarnición árbol de levas	GS	1 1 860340
	O´ring G 10 x 2	GS	1 1
	O´ring G 12.37 x 2.62	GS	1
	O´ring G 14 x 1.78	GS	1 1
	O´ring G 23.47 x 2.62	GS	1 1
	O´ring G 30 x 4	GS	1 3
	O´ring G 47.29 x 2.62	GS	1 1
	Kit de retenes completo		R862700
	Jgo. reten válvulas (16)	V	1 1 R862710V
	Retén bancada 80 x 98 x 10	P	1 R240411P
	Retén distribución 43 x 58 x 7	P	1 R862712P



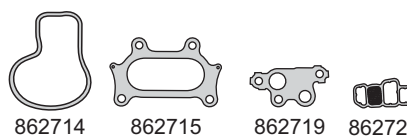
862708



862710



862717



862714 862715 862719 862727



862733 862735 860338 860340



G 14 x 1.78 G 30 x 4 G 10 x 2



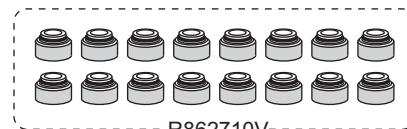
G 47.29 x 2.62



G 12.37 x 2.62 G 23.47 x 2.62



R240411P R862712P



R862710V

HONDA



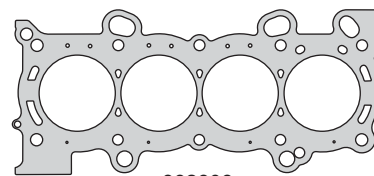
Motor / Engine **Cm³** **HP** **Ø**

K20A (I-VTEC)	1998	150	86
K20A3	1998	155/160	86
K24A1 (DOHC) 16V	2354	160/170	86

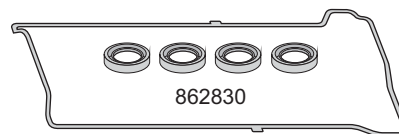
Honda: CR-V 2002/06, Civic VI/VII VTEC 2003/...
 Integra VTEC 2002/...
 CR-V EX/LX/SE VTEC 2002/06
 CR-V II VTEC 2002/06, CR-V III VTEC 2007/...



Nº OE	Descripción / Description	Mat.	Ref.
	Jgo. de juntas para motor		862800-R MLS
	Junta tapa cilindros Ø 87.0 ± 1.20	NFT	862807
	Junta tapa cilindros Ø 87.5 ± 0.60	MLS	1 862808
	Sellador líquido - caucho de silicona		TRN0085G
	Jgo. tornillos tapa cilindros		B862800
	Junta tapa válvulas	GS 1	862810
	Múltiple escape	AC 1	862815
	Múltiple admisión	SLS 1	862817
	Jgo. múltiple admisión (2)	GS 1	862817-1
	Junta	GS 1	862826
	Junta base filtro aceite	AC/GS 1	862827
	Junta base filtro aceite	AC/GS 1	862827-1
	Junta	GS 1	862829
	Guarnición anillo cierre inyector	GS 4	862830
	Junta	GS 1	862832
	Arandela con inserto tapa válvulas A 7.8 x 28.3 x 13.6	AC/GS 6	862833
	O´ring G 10 x 2	GS 1	
	O´ring G 14 x 2.5	GS 1	
	O´ring G 15 x 2	GS 2	
	O´ring G 17.5 x 2	GS 1	
	O´ring G 20 x 4	GS 1	
	O´ring G 45 x 3	GS 1	
	O´ring G 64 x 3	GS 1	
	Kit de retenes completo		R862700
	Jgo. reten válvulas (16)	P 1	R862710V
	Retén bancada 80 x 98 x 10	V 1	R240411V
	Retén distribución 43 x 58 x 7	P 1	R862712P



862808



862830

862810



862815



862817



862817-1



862826



862827-1



862827



862829



862833



862832



G 14 x 2.5



G 15 x 2



G 10 x 2



G 17.5 x 2



G 20 x 4



G 45 x 3



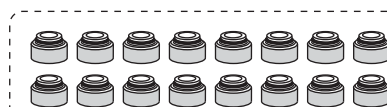
G 64 x 3



R240411V



R862712P



R862710P

HONDA

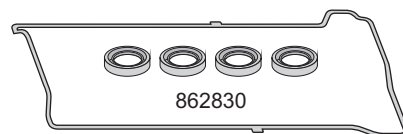
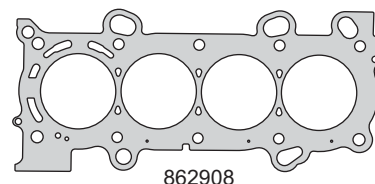


Motor / Engine	Cm ³	HP	Ø
K20A6 (DOHC) 16V	1998	155	86

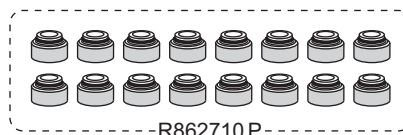
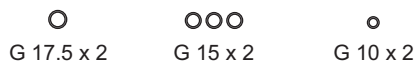
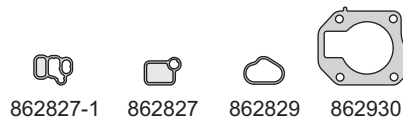
Honda: Accord, Accord Tourer 2003/06
Stepwagon VTEC 2005/...



Nº OE	Descripción / Description	Mat.	Ref.
	Jgo. de juntas para motor		● 862900-R MLS
	Junta tapa cilindros Ø 87.0 \pm 1.20	NFT	862907
	Junta tapa cilindros Ø 87.5 \pm 0.70	MLS 1	862908
	Sellador líquido - caucho de silicona		TRN0085G
	Jgo. tornillos tapa cilindros		B862800
	Junta tapa válvulas	GS 1	862810
	Múltiple escape	AC 1	862815
	Múltiple admisión	SLS 1	862917
	Junta base filtro aceite	AC/GS 1	862827
	Junta base filtro aceite	AC/GS 1	862827-1
	Junta	GS 1	862829
	Guarnición anillo cierre inyector	P 4	862830
	Junta válvula mariposa	NB 1	862930
	Junta	GS 1	862832
	Arandela con inserto tapa válvulas A 7.8 x 28.3 x 13.6	AC/GS 6	862833
	O´ring G 10 x 2	GS 1	
	O´ring G 15 x 2	GS 3	
	O´ring G 17.5 x 2	GS 1	
	O´ring G 20 x 4	GS 1	
	O´ring G 44 x 3.7	GS 1	
	O´ring G 64 x 3	GS 1	
	Kit de retenes completo		R862700
	Jgo. reten válvulas (16)	P 1	R862710P
	Retén bancada 80 x 98 x 10	V 1	R240411V
	Retén distribución 43 x 58 x 7	P 1	R862712P



862810



HONDA



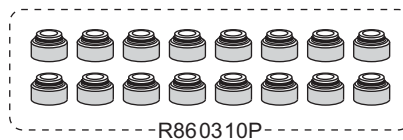
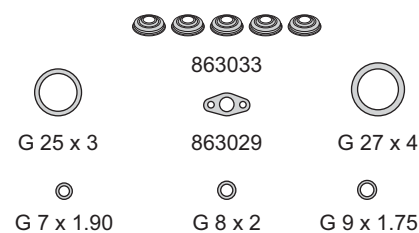
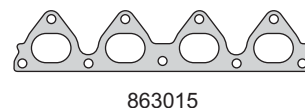
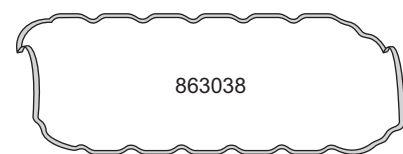
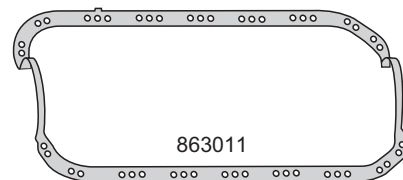
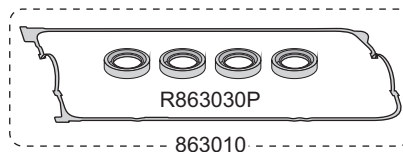
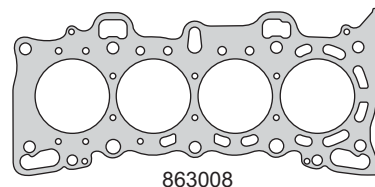
Motor / Engine	Cm ³	HP	Ø
D14Z1/Z2	1396	90	75
D15Z3/Z6/Z8	1493	89/114	75
D16Y2/Y5/Y6	1590	114/115	75
D16Y7/Y8 (SOHC) 16V	1590	106/125	75

Acura: EL 2000/...

Honda: Civic 2000/..., Civic VTEC-E 1995/97
Civic Aerodeck VTEC 1998/...
Civic, Civic del Sol, Civic Coupe,
CRX, Civic VTEC-E 1996/...



Nº OE	Descripción / Description	Mat.	Ref.
	Jgo. de juntas para motor		863000-R MLS
	Junta tapa cilindros Ø 76.0 ± 0.80	MLS 1	863008
	Jgo. tornillos tapa cilindros (HAS14038)		B863000
	Conj. junta tapa válvulas (5)	GS 1	863010
	Junta para cárter	GS 1	863011
	Bomba de agua	GS 1	863014
	Múltiple escape	AC 1	863015
	Múltiple admisión	NB 1	863017
	Salida de escape	FCH 1	863018
	Tubo salida de escape	FCH 3	863018-1
	Anillo cierre inyector	P 4	R863030P
	Arandela con inserto tapa de válvulas	AC/GS 5	863033
	Junta sobre cárter inferior	GS 1	863038
	Junta salida de gases	NB 1	863029
	Arandela A 20 x 26 x 1.50 A	AL 1	
	O´ring G 7 x 1.90	GS 1	
	O´ring G 8 x 2	GS 1	
	O´ring G 9 x 1.75	GS 1	
	O´ring G 25 x 3	GS 1	
	O´ring G 25 x 3.5	GS 1	
	O´ring G 26.5 x 2.50	GS 1	
	O´ring G 26.5 x 3.5	GS 1	
	O´ring G 27 x 4	GS 2	
	O´ring G 53 x 2.7	GS 1	
	Kit de retenes completo		R860300
	Jgo. retén válvulas (16)	P 1	R860310P
	Retén bancada 80 x 100 x 10	S 1	R250211S
	Retén distribución 31 x 46 x 8	S 1	R860312S
	Retén árbol levas 29 x 45 x 8	S 1	R860313S



HONDA

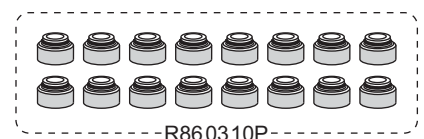
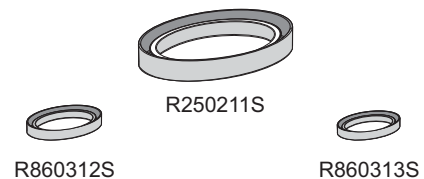
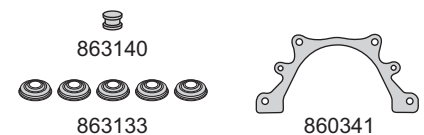
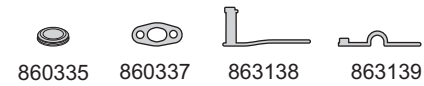
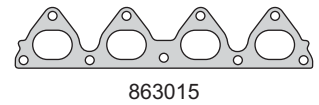
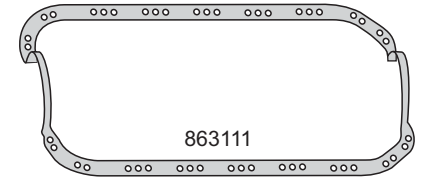
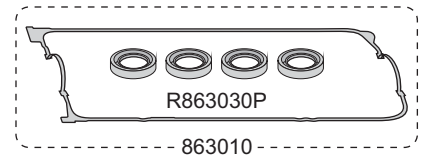
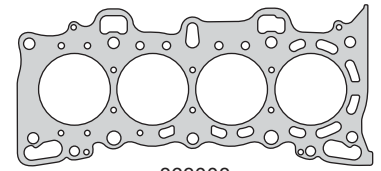


Motor / Engine **Cm³** **HP** **Ø**
D15B6
 (SOHC) 16V

Honda: CRX 1988/91



Nº OE	Descripción / Description	Mat.	Ref.
	Jgo. de juntas para motor	●	863100-R MLS
	Junta tapa cilindros Ø 76.0 ± 0.80	MLS	1 863008
	Conj. junta tapa válvulas (5)	GS	1 863010
	Junta para cárter	GS	1 863111
	Múltiple escape	AC	1 863015
	Múltiple admisión	NB	1 863017
	Múltiple admisión	NB	1 863117
	Tubo salida de escape	FCH	2 863018-1
	Anillo cierre inyector	P	4 R863030P
	Junta BDI	NB	1 863131
	Junta BDI	NB	1 860931
	Arandela con inserto tapa de válvulas	AC/GS	5 863133
	Guarnición ciega tapa inspección	GS	1 860335
	Salida gases	NB	1 860337
	Guarnición goma	GS	1 863138
	Guarnición goma	GS	1 863139
	Guarnición goma	GS	1 863140
	Porta retén trasero	NB	1 860341
	Anillo goma G 14 x 20.5 x 8	GS	4
	Arandela tapón cárter A 14 x 22 x 2 A	AL	1
	O´ring G 7 x 1.9	GS	1
	O´ring G 25 x 2.6	GS	1
	O´ring G 27 x 4	GS	2
	O´ring G 98 x 3.8	GS	1
	O´ring G 27 x 3	GS	1
	O´ring G 5 x 2.53	GS	3
	Kit de retenes completo		R860300
	Jgo. retén válvulas (16)	P	1 R860310P
	Retén bancada 80 x 100 x 10	S	1 R250211S
	Retén distribución 31 x 46 x 8	S	1 R860312S
	Retén árbol levas 29 x 45 x 8	S	1 R860313S



HONDA

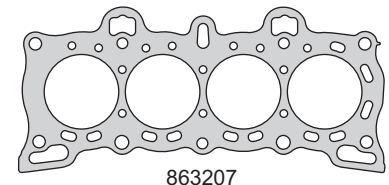


Motor / Engine	Cm ³	HP	Ø
D15B1/B2	1493	100	75
D16A7 (SOHC) 16V	1590	110	75

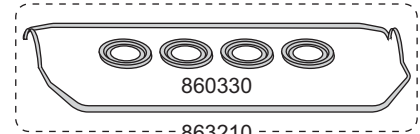
Honda: Civic VTEC 1992/96
Civic CRX .../1992



Nº OE	Descripción / Description	Mat.	Ref.
	Jgo. de juntas para motor	●	863200-R
	Junta tapa cilindros Ø 76.0 ±1.70	GFT	1 863207
	Jgo. tornillos tapa cilindros (6 HAS14038)		B860300
	Conj. junta tapa válvulas (5)	GS	1 863210
	Junta para cárter	GS	1 860311
	Bomba de agua	GS	1 863214
	Múltiple escape	AC	1 863215
	Múltiple admisión	NB	1 860317
	Salida escape	FCH	1 863018
	Base termostato	NB	1 860319
	Base carburador	NB	1 860325
	Guarnición bomba de aceite	GS	1 863227
	Junta brida	NB	1 863228
	Anillo cierre inyector	GS	4 860330
	Junta BDI	NB	1 863131
	Arandela con inserto tapa de válvulas	AC/GS	2 863233
	Arandela con inserto fijación	AC/GS	2 863234
	Guarnición ciega tapa inspección	GS	1 860335
	Salida gases	NB	1 860337
	Entrada aire	GFT	1 860338
	Guarnición árbol de levas	GS	1 860339
	Guarnición admisión	GS	1 863239
	Porta retén trasero	NB	1 860341
	Guarnición inyección	GS	1 860345
	Arandela tapón cárter A 14 x 22 x 2 A	AL	1
	Anillo G 33 x 40 x 5.8	GS	1
	O'ring G 31 x 2.4	GS	3
	O'ring G 27 x 4	GS	2
	O'ring G 26 x 3	GS	1
	O'ring G 20 x 2.3	GS	1
	O'ring G 28 x 4	GS	2
	O'ring G 25 x 2.6	GS	1
	O'ring G 7 x 1.9	GS	1
	O'ring G 98 x 3.8	GS	1
	Kit de retenes completo		R860300
	Jgo. retén válvulas (16)	P	1 R860310P
	Retén bancada 80 x 100 x 10	S	1 R250211S
	Retén distribución 31 x 46 x 8	S	1 R860312S
	Retén árbol levas 29 x 45 x 8	S	1 R860313S

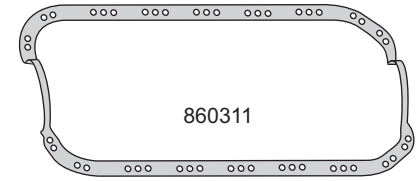


863207

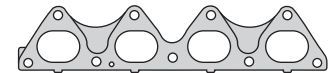


860330

863210



860311



863215



860317



863214



863018



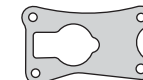
860319



863227



863131



860325



863233



863234



860337



860338



860335



863228



860341



860339



863239



G 31 x 2.4



860345



G 33 x 40 x 5.8



G 25 x 2.6



A 14 x 22 x 2 A



G 26 x 3



G 98 x 3.8



G 20 x 2.3



G 27 x 4



G 98 x 3.8



G 28 x 4



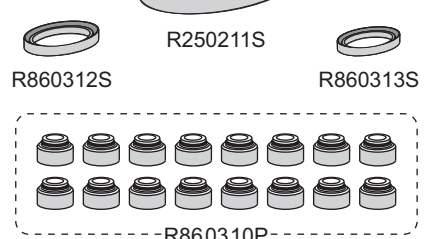
R860312S



R250211S



R860313S



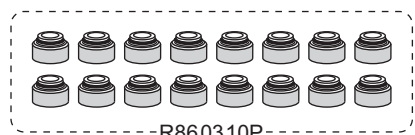
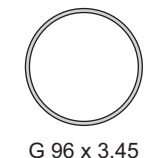
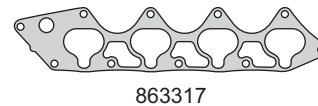
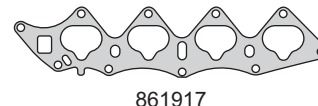
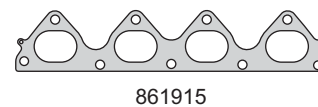
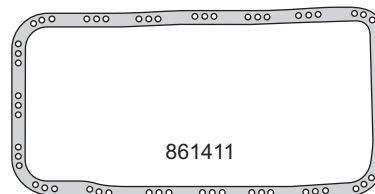
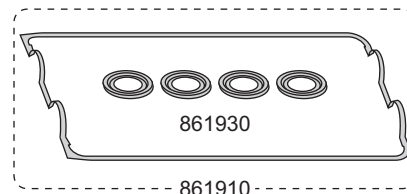
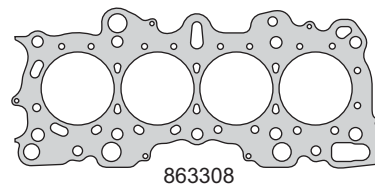
R860310P

HONDA



Motor / Engine	Cm ³	HP	Ø
B16A1/A2/A3	1595	150/160	81
B17A1	1678	160	81
F18C1/C2	1797	170/200	81
B18C1 (DOHC) 16V	1797	170	81

Acura: Integra VTEC 1992/03
Integra, Integra Coupe 1993/01
Honda: Civic VTi VTEC, Civic del Sol VTEC,
CRX VT VTEC 1991/00
Civic VTi VTEC 1997/00



Nº OE	Descripción / Description	Mat.	Ref.
	Jgo. de juntas para motor		863300-R MLS
	Junta tapa cilindros Ø 81.5 ± 0.70	MLS	1 863308
	Conj. junta tapa válvulas (5)	GS	1 861910
	Junta para cárter	GS	1 861411
	Bomba de agua	GS	1 860314
	Múltiple escape	AC	1 861915
	Múltiple admisión	NB	1 861917
	Múltiple admisión	NB	1 863317
	Tubo salida de escape	FCH	2 863018-1
	Junta salida gases	NB	1 863329
	Anillo cierre inyector	GS	4 861930
	Arandela con inserto tapa de válvulas	AC/GS	8 861933
	Guarnición caja	GS	1 861940
	Arandela A 18 x 26 x 1.50	AL	1
	Arandela A 14.5 x 22 x 2	AL	1
	O´ring G 7 x 1.9	GS	2
	O´ring G 9.5 x 1.45	GS	1
	O´ring G 25 x 3	GS	1
	O´ring G 26 x 3	GS	1
	O´ring G 27 x 2.4	GS	2
	O´ring G 32 x 4	GS	2
	O´ring G 96 x 3.45	GS	1
	Kit de retenes completo		R861900
	Jgo. retén válvulas (16)	P	1 R860310P
	Retén bancada 80 x 100 x 10	S	1 R250211S
	Retén distribución 38 x 50 x 7.4	S	1 R863312S
	Retén árbol levas 29 x 43 x 8	S	2 R861213S

HONDA

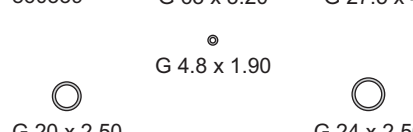
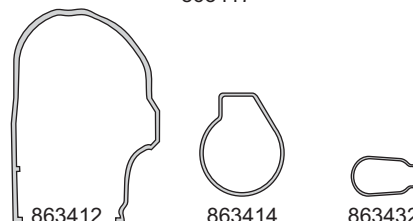
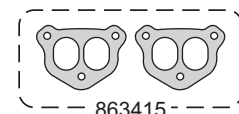
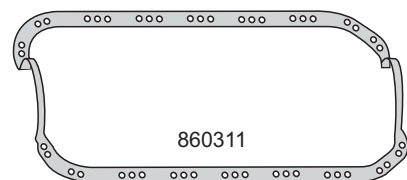
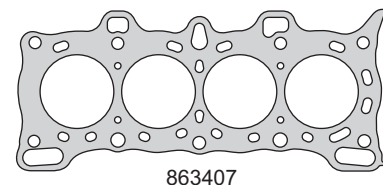


Motor / Engine	Cm ³	HP	Ø
EW (SOHC) 12V	1488	85	74

Honda: Civic 1500 1984/89



Nº OE	Descripción / Description	Mat.	Ref.
	Jgo. de juntas para motor		863400-R
	Junta tapa cilindros Ø 76.0 ± 1.80	NFT	1 863407
	Junta tapa válvulas	GS	1 863410
	Junta para cárter	GS	1 860311
	Frente distribución	GS	1 863412
	Bomba de agua	GS	1 863414
	Jgo.múltiple escape (2)	NFT	1 863415
	Múltiple admisión	NB	1 863417
	Guarnición bomba de aceite	GS	1 863432
	Arandela con inserto tapa de válvulas	AC/GS	2 860333
	Salida gases	NB	1 863437
	Guarnición goma	GS	1 863438
	Guarnición árbol de levas	GS	1 860339
	O'ring G 63 x 3.20	GS	1
	O'ring G 27.5 x 4	GS	2
	O'ring G 24 x 2.50	GS	1
	O'ring G 20 x 2.50	GS	1
	O'ring G 4.8 x 1.90	GS	1
	Kit de retenes completo		R863400
	Jgo. retén válvulas (12)	P	1 R863410P
	Retén bancada 80 x 100 x 10	S	1 R250211S
	Retén distribución 31 x 46 x 8	S	1 R860312S
	Retén árbol levas 29 x 45 x 8	S	1 R860313S



HONDA



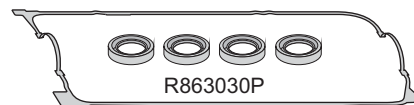
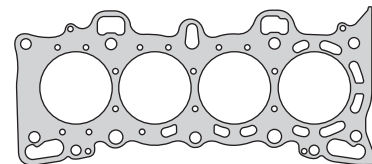
Motor / Engine
D15Z6/Z7
 (SOHC) 16V

Cm³
1590

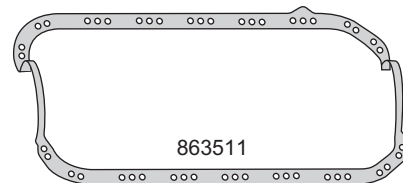
HP
114

Ø
75

Honda: Civic CRX VTEC, Del Sol VTEC
1992/95



863010



863515



863517



863014



863018-1



863514



G 25 x 2.4



863533



863537



G 20 x 2.40



G 28 x 4.10



G 26 x 3.20



A 15 x 22 x 2 A



G 7 x 1.50



G 64 x 3



G 13 x 1.5



R250211S



R860312S



R860313S



-R860310P-

Nº OE	Descripción / Description	Mat.	Ref.
	Jgo. de juntas para motor	●	863500-R MLS
	Junta tapa cilindros Ø 76.0 ± 0.75	MLS	1 863508
	Junta tapa válvulas	GS	1 863010
	Junta para cárter	GS	1 863511
	Bomba de agua	GS	1 863014
	Bomba de agua	GS	1 863514
	Múltiple escape	AC	1 863515
	Múltiple admisión	NB	1 863517
	Tubo salida de escape	FCH	2 863018-1
	Anillo cierre inyector	P	4 R863030P
	Arandela con inserto tapa de válvulas	AC/GS	5 863533
	Salida gases	NB	1 863537
	Arandela tapón cárter A 15 x 22 x 2 A	AL	1
	O´ring G 7 x 1.50	GS	1
	O´ring G 13 x 1.50	GS	1
	O´ring G 20 x 2.40	GS	1
	O´ring G 25 x 2.40	GS	1
	O´ring G 26 x 3.20	GS	1
	O´ring G 28 x 4.10	GS	2
	O´ring G 64 x 3	GS	1
	Kit de retenes completo		R860300
	Jgo. retén válvulas (16)	P	1 R860310P
	Retén bancada 80 x 100 x 10	S	1 R250211S
	Retén distribución 31 x 46 x 8	S	1 R860312S
	Retén árbol levas 29 x 45 x 8	S	1 R860313S

HONDA



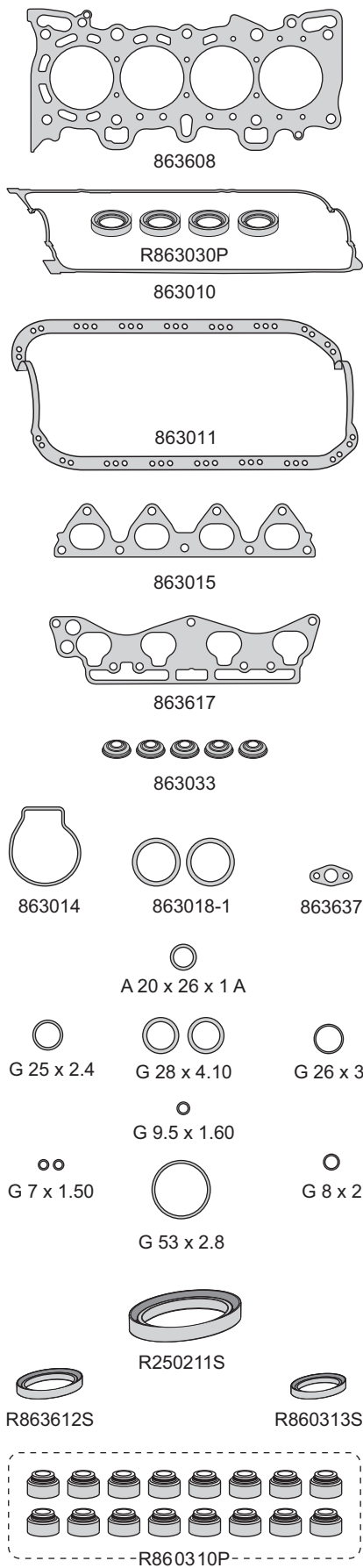
Motor / Engine **Cm³** **HP** **Ø**

D16W4	1590	125	75
D16W5 (SOHC) 16V	1590	124	75

Honda: Civic V Aerodeck VTEC 1998/00
HR-V VTEC 1999/05



Nº OE	Descripción / Description	Mat.	Ref.
	Jgo. de juntas para motor		863600-R MLS
	Junta tapa cilindros Ø 76.0 ± 0.65 N.R.	MLS 1	863608
	Jgo. tornillos tapa cilindros (HAS14038)		B863000
	Junta tapa válvulas	GS 1	863010
	Junta para cárter	GS 1	863011
	Bomba de agua	GS 1	863014
	Múltiple escape	AC 1	863015
	Múltiple admisión	NFT 1	863617
	Tubo salida de escape	FCH 2	863018-1
	Anillo cierre inyector	P 4	R863030P
	Arandela con inserto tapa de válvulas	AC/GS 5	863033
	Salida gases	NB 1	863637
	Arandela tapón cárter A 20 x 26 x 1 A	AL 1	
	O´ring G 53 x 2.8	GS 1	
	O´ring G 28 x 4.10	GS 2	
	O´ring G 26 x 3	GS 1	
	O´ring G 25 x 2.40	GS 1	
	O´ring G 9.5 x 1.60	GS 1	
	O´ring G 7 x 1.50	GS 2	
	O´ring G 8 x 2	GS 1	
	Kit de retenes completo		R863600
	Jgo. retén válvulas (16)	P 1	R860310P
	Retén bancada 80 x 100 x 10	S 1	R250211S
	Retén distribución 32 x 46 x 7	S 1	R863612S
	Retén árbol levas 29 x 45 x 8	S 1	R860313S



HONDA

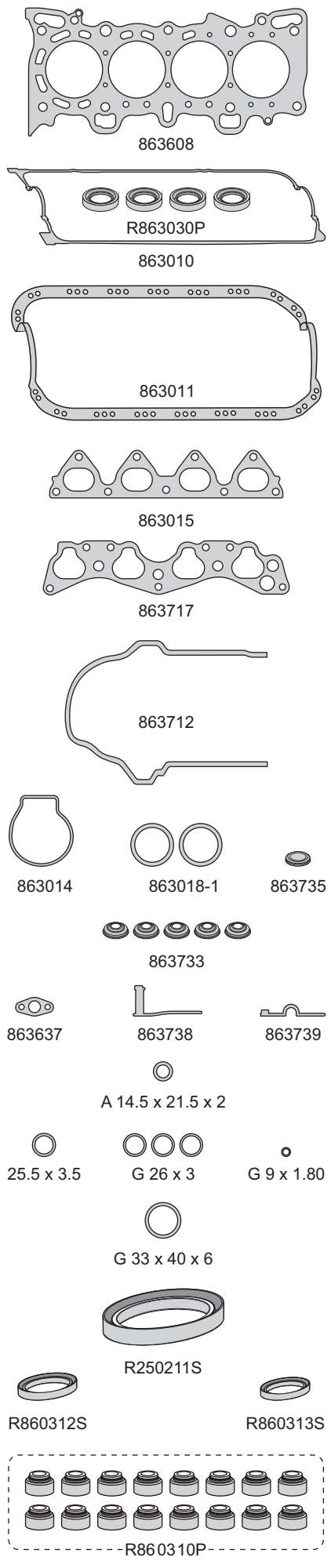


Motor / Engine **Cm³** **HP** **Ø**
D16Y8 **1590** **125** **75**
 (SOHC) 16V

Honda: Civic 1996/...



Nº OE	Descripción / Description	Mat.	Ref.
	Jgo. de juntas para motor	●	863700-R MLS
	Junta tapa cilindros Ø 76.0 ± 0.65 N.R.	MLS	1 863608
	Jgo. tornillos tapa cilindros (HAS14038)		B863000
	Junta tapa válvulas	GS	1 863010
	Junta para cárter	GS	1 863011
	Frente distribución	GS	1 863712
	Bomba de agua	GS	1 863014
	Múltiple escape	AC	1 863015
	Múltiple admisión	NB	1 863717
	Tubo salida de escape	FCH	2 863018-1
	Anillo cierre inyector	P	4 R863030P
	Arandela con inserto tapa de válvulas	AC/GS	5 863733
	Guarnición ciega tapa inspección	GS	1 863735
	Salida gases	NB	1 863637
	Guarnición goma	GS	1 863738
	Guarnición goma	GS	1 863739
	Arandela A 14.5 x 21.5 x 2	AL	1
	Anillo G 33 x 40 x 6	GS	1
	O´ring G 26 x 3	GS	3
	O´ring G 25.5 x 3.5	GS	1
	O´ring G 9 x 1.80	GS	1
	Kit de retenes completo		R860300
	Jgo. retén válvulas (16)	P	1 R860310P
	Retén bancada 80 x 100 x 10	S	1 R250211S
	Retén distribución 31 x 46 x 8	S	1 R860312S
	Retén árbol levas 29 x 45 x 8	S	1 R860313S



HONDA



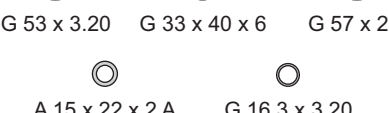
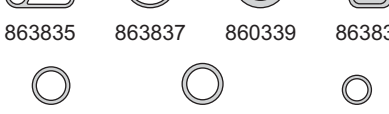
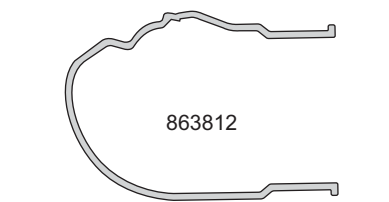
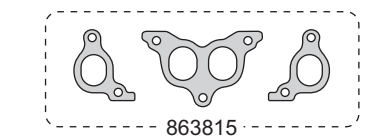
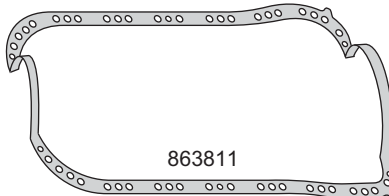

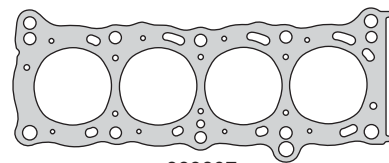
Motor / Engine **Cm³** **HP** **Ø**

EZ1 **1598** **95** **80**
ET1/ES **1829** **130** **80**
 (SOHC) 12V

Honda: Accord, Prelude 1984/85



Nº OE	Descripción / Description	Mat.	Ref.
	Jgo. de juntas para motor		863800-R
	Junta tapa cilindros Ø 81.0 ±1.70	GFT	1 863807
	Junta tapa válvulas	GS	1 863810
	Junta para cárter	GS	1 863811
	Tapa frente motor	GS	1 863812
	Bomba de agua	GS	1 863814
	Jgo. múltiple escape (3)	NFT	1 863815
	Múltiple admisión	NB	1 863817
	Salida de escape - Ø50	FCH	2 861918
	Tubo salida de escape - Ø60	FCH	1 863818
	Base carburador	NFT	1 863825
	Guarnición bomba de aceite	GS	1 863432
	Arandela con inserto tapa válvulas A 8 x 28 x 13.6	AC/GS	3 863833
	Guarnición goma	GS	1 863834
	Guarnición goma	GS	1 863835
	Guarnición goma	GS	1 863837
	Guarnición goma	AC/GS	1 863838
	Guarnición árbol de levas	GS	1 860339
	Arandela tapón cárter A 15 x 22 x 2 A	AL	1
	Anillo G 33 x 40 x 6	GS	1
	O´ring G 57 x 2.5	GS	1
	O´ring G 53 x 3.20	GS	1
	O´ring G 28 x 4	GS	1
	O´ring G 26 x 3.5	GS	1
	O´ring G 19.5 x 3	GS	1
	O´ring G 16.3 x 3.20	GS	1
	Kit de retenes completo		R863800
	Jgo. retén válvulas (12)	P	1 R863810P
	Retén bancada 80 x 100 x 10	S	1 R250211S
	Retén distribución 35 x 54 x 8	S	1 R863812S
	Retén árbol de levas 29 x 45 x 8	S	1 R860313S



HONDA



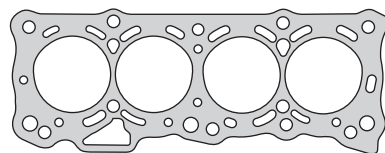
Motor / Engine **Cm³** **HP** **Ø**

EF **1599** **82** **74**
(SOHC) 12 V

Honda: Accord 1976/79



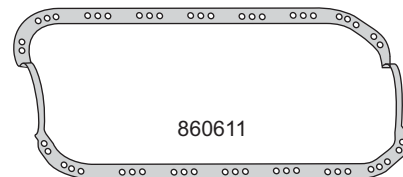
Nº OE	Descripción / Description	Mat.	Ref.
	Jgo. de juntas para motor		863900-R
	Junta tapa cilindros Ø 75.0 ± 1.70 N.R.	NFT	1 863907
	Junta tapa válvulas	GS	1 863910
	Junta para cárter	GS	1 860611
	Guarnición bomba de agua	GS	1 860614
	Múltiple admisión y escape	FCH	1 863915
	Guarnición termostato	GS	1 863919
	Base carburador	NB	2 863925
	Tapa carburador	NFT	2 863926
	Bomba de aceite	NB	2 863927
	Arandela con inserto tapa de válvulas	AC/GS	2 863933
	Guarnición G 15 x 21 x 3	GS	1 860634
	O'ring G 54 x 2	GS	1
	O'ring G 53 x 3.5	GS	1
	O'ring G 28 x 4	GS	1
	O'ring G 27 x 3	GS	1
	O'ring G 21 x 3	GS	4
	Arandela A 20.5 x 24.5 x 1 C	CU	8
	Kit de retenes completo		R863900
	Jgo. retén válvulas (12)	V	1 R863910V
	Retén bancada 74 x 98 x 12	S	1 R861111S
	Retén distribución 35 x 50 x 8	S	1 R861112S
	Retén árbol levas 27 x 43 x 9	S	1 R861113S



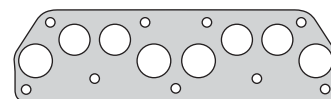
863907



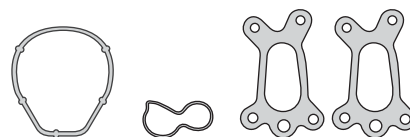
863910



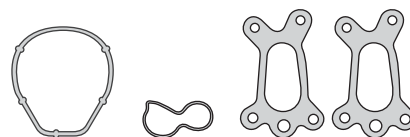
860611



860614



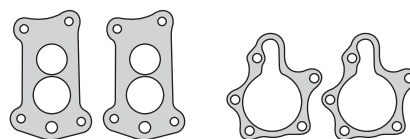
863915



860614

863919

863925



863926

863927



863933

G 28 x 3

G 28 x 4

860634



A 20.5 x 24.5 x 1 C



G 21 x 3



G 54 x 2



G 27 x 3



G 53 x 3.5



R861111S



R861112S



R861113S



R863910P

HONDA



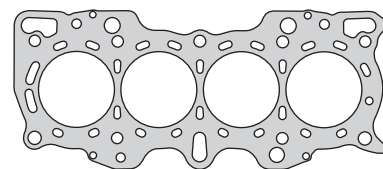
Motor / Engine **Cm³** **HP** **Ø**

B18A1 **1834** **140** **81**
B18B1 **1834** **140** **81**
 (DOHC) 16V

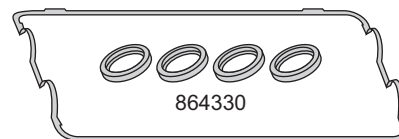
Acura: Integra GS/RS/LS 1990/95
Honda: Integra 1990/93 - 1994/95



Nº OE	Descripción / Description	Mat.	Ref.
	Jgo. de juntas para motor		864000-R MLS
	Junta tapa cilindros Ø 81.5 ± 0.65	MLS 1	864008
	Junta tapa válvulas	GS 1	864010
	Junta para cárter	GS 1	861411
	Bomba de agua	GS 1	864014
	Múltiple escape	AC 1	861915
	Múltiple admisión	NFT 1	864017
	Salida de escape	FCH 1	863818
	Guarnición goma G 9.8 x 14.8 x 8.3	GS 4	864130
	Guarnición anillo cierre inyector 28 x 36 x 6.5	GS 4	864330
	Junta BDI	NB 1	864031
	Descarga de gases	NB 1	861432
	Guarnición goma	GS 1	864733
	Arandela con inserto tapa de válvulas	AC/GS 7	864033
	Guarnición árbol de levas	GS 1	860837
	Entrada de aire	GFT 1	864138
	Guarnición caja	GS 2	864040
	Guarnición goma	AC/GS 1	861940
	Anillo G 14 x 20.5 x 8	GS 4	
	Anillo G 34 x 40 x 6	GS 1	
	O´ring G 7 x 2.40	GS 4	
	O´ring G 7.65 x 1.78	GS 1	
	O´ring G 10 x 2	GS 1	
	O´ring G 15 x 2	GS 1	
	O´ring G 23 x 2	GS 1	
	O´ring G 27 x 3	GS 1	
	O´ring G 32 x 4	GS 2	
	O´ring G 32 x 2	GS 1	
	Kit de retenes completo		R864000
	Jgo. retén válvulas (16)	P 1	R864710P
	Retén bancada 80 x 100 x 10	S 1	R250211S
	Retén distribución 38 x 50 x 7.4	S 1	R863312S
	Retén árbol levas 27 x 43 x 9	S 2	R861113S

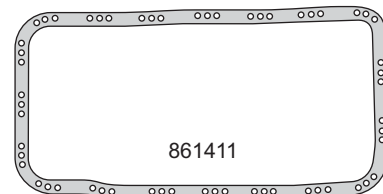


864008



864330

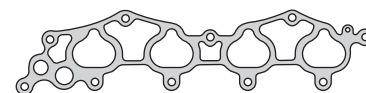
864010



861411



861915



864017



864033



864031



863818



864031



861432



864130



864733



860837



864138



861940



864040



G 23 x 2



G 14 x 20.5 x 8



G 27 x 3



G 32 x 2



G 34 x 40 x 6



G 32 x 4



G 10 x 2



G 7 x 2.40



G 15 x 2



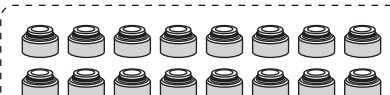
R250211S



R863312S



R861113S



R864710P

HONDA



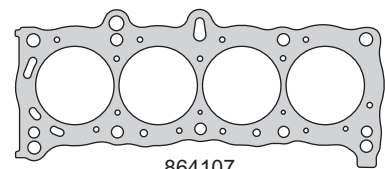
Motor / Engine **Cm³** **HP** **Ø**

A20A1	1955	102	82.8
A20A3/A4 (SOHC) 12V	1955	116/166	82.8


Honda: Accord 1986/88
Prelude 1987, Accord 1987/89
Accord (Automatic) 1986/89



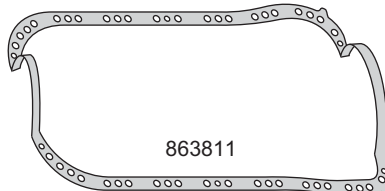
Nº OE	Descripción / Description	Mat.	Ref.
	Jgo. de juntas para motor		864100-R
	Junta tapa cilindros Ø 84.5 ± 1.70	GFT 1	864107
	Junta tapa válvulas	GS 1	863810
	Junta para cárter	GS 1	863811
	Tapa frente motor	GS 1	863812
	Bomba de agua	GS 2	863814
	Jgo. múltiple escape (3)	NFT 1	863815
	Múltiple admisión	NB 1	864117
	Salida de escape - Ø 50	FCH 2	861918
	Tubo salida de escape - Ø 60	FCH 2	863818
	Salida de escape - Ø 61	FCH 1	864118
	Guarnición termostato	GS 1	864119
	Entre colectores	NB 2	864129
	Guarnición goma	GS 4	864130
	Arandela con inserto tapa de válvulas	GS/AC 3	863833
	Guarnición admisión	GS 1	864137
	Entrada aire	GFT 1	864138
	Guarnición árbol de levas	GS 1	860339
	Guarnición goma	GS 1	863834
	Guarnición goma	GS/AC 1	864134
	Guarnición goma	GS 1	863835
	Guarnición goma	GS/AC 1	864136
	Guarnición goma	GS 1	863837
	Guarnición goma	GS 1	864139
	Guarnición goma	GS 1	864140
	Arandela tapón cárter A 14 x 22 x 2 A	AL 1	
	Arandela A 12.5 x 20 x 1.60	AL 1	
	Anillo G 33 x 40 x 6	GS 1	
	Anillo G 14 x 20.5 x 8	GS 4	
	Anillo G 15.5 x 19 x 1.7	GS 2	
	Anillo G 7 x 14 x 3	GS 1	
	O´ring G 63 x 3	GS 1	
	O´ring G 54 x 2	GS 1	
	O´ring G 53 x 3.5	GS 1	
	O´ring G 28 x 4	GS 1	
	O´ring G 26 x 3.5	GS 1	
	O´ring G 20 x 3	GS 1	
	O´ring G 15 x 2.6	GS 1	
	O´ring G 6.5 x 2.5	GS 4	
	O´ring G 6.5 x 2	GS 1	
	O´ring G 6 x 2	GS 1	
	Kit de retenes completo		R864100
	Jgo. retén válvulas (12)	P 1	R864110P
	Retén bancada 80 x 100 x 10	S 1	R250211S
	Retén distribución 35 x 54 x 8	S 1	R863812S
	Retén árbol de levas 29 x 45 x 8	S 2	R860313S



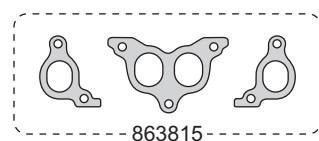
864107



863810



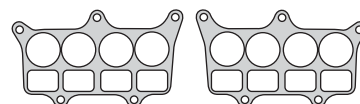
863811



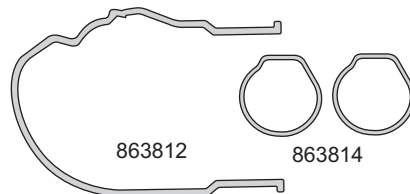
863815



864117



864129



863812

863814



863818

864118

861918



864130

864119

863833



863834

864134

863835

864136



864137

863837

864138

860339

864139

864140



R250211S



R863812S



R860313S



R864110P

HONDA

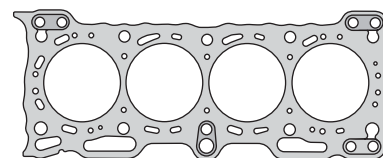


Motor / Engine	Cm ³	HP	Ø
B20A3	1958	109	81
B20A4 (SOHC) 12V	1958	114	81


Honda: Prelude III 1987/92



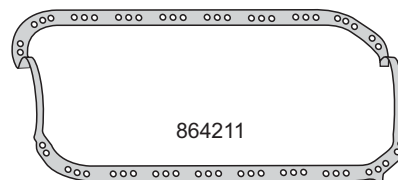
Nº OE	Descripción / Description	Mat.	Ref.
	Jgo. de juntas para motor	●	864200-R
	Junta tapa cilindros Ø 82.5 x 1.70	GFT	1 864207
	Junta tapa válvulas	GS	1 864210
	Junta para cárter	GS	1 864211
	Frente distribución	GS	1 864212
	Cierre frente motor	GS	1 864212-1
	Bomba de agua	GS	1 864214
	Múltiple escape	NFT	1 864215
	Múltiple admisión	NB	1 864217
	Múltiple admisión	NB	1 864317
	Tubo salida de escape - Ø 49	FCH	2 863018-1
	Salida de escape - Ø 54	FCH	1 864218
	Arandela con inserto tapa de válvulas	AC/GS	2 863933
	Guarnición goma	GS	1 863834
	Entrada aire	GFT	1 864238
	Guarnición árbol de levas	GS	1 860339
	Porta retén trasero	NB	1 864241
	Arandela tapón cárter A 15 x 22 x 2 A	AL	1
	O´ring G 31 x 4	GS	2
	O´ring G 29 x 3.20	GS	2
	O´ring G 24 x 3.50	GS	1
	O´ring G 20 x 2.40	GS	2
	Kit de retenes completo		R864200
	Jgo. retén válvulas (12)	P	1 R864110P
	Retén bancada 80 x 100 x 10	S	1 R250211S
	Retén distribución 38 x 53 x 7	S	1 R864212S
	Retén árbol levas 29 x 45 x 8	S	1 R860313S



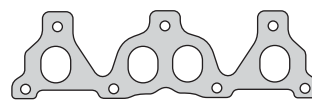
864207



864210



864211



864215



864217



864317



864212



864212-1



864214



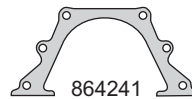
863018-1



864218



864238



864241



860339



863933



A 15 x 22 x 2 A



863834



G 24 x 3.5



G 31 x 4



G 20 x 2.40



G 29 x 3.20



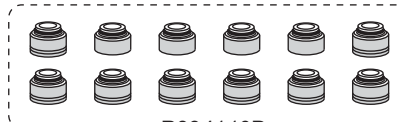
R250211S



R864212S



R860313S



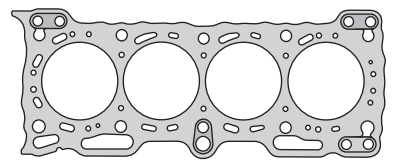
R864110P

HONDA

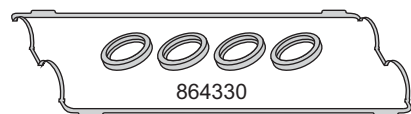


Motor / Engine	Cm ³	HP	Ø
B20A5	1958	137	81
B20A7	1958	150	81
B20A9 (DOHC) 16V	1958	140	81

Honda: Prelude III 1987/92

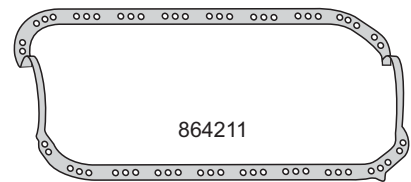


864207



864330

864310



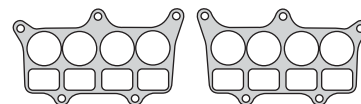
864211



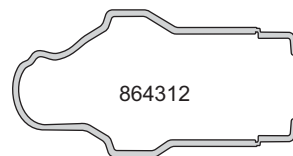
864315



864317



864129



864312



864312-1

864312-2

864214



864218

863018-1

864130



864333



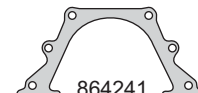
864331

864334

864335



864138



864241



860339



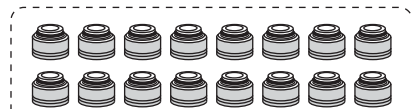
R250211S



R864212S



R861113S



R864310P

Nº OE	Descripción / Description	Mat.	Ref.
	Jgo. de juntas para motor		864300-R
	Junta tapa cilindros Ø 82.5 ± 1.70	GFT 1	864207
	Junta tapa válvulas	GS 1	864310
	Junta para cárter	GS 1	864211
	Frente distribución	GS 1	864312
	Cierre frente motor	GS 1	864312-1
	Cierre frente motor	GS 1	864312-2
	Bomba de agua	GS 1	864214
	Múltiple escape	NFT 1	864315
	Múltiple admisión	NB 1	864317
	Tubo salida de escape - Ø49	FCH 2	863018-1
	Salida de escape - Ø54	FCH 2	864218
	Entre colectores	NB 2	864129
	Guarnición goma	GS 4	864130
	Anillo cierre inyectores	GS 4	864330
	Junta BDI	NB 1	864331
	Arandela con inserto tapa de válvulas	AC/GS 7	864333
	Junta brida	NFT 1	864334
	Guarnición goma	GS 1	864335
	Entrada aire	GFT 1	864138
	Guarnición árbol de levas	GS 1	860339
	Porta retén trasero	NB 1	864241
	Arandela tapón cárter A 15 x 22 x 2 A	AL 1	
	Anillo G 14 x 20.5 x 8	GS 4	
	O´ring G 7 x 1.60	GS 1	
	O´ring G 7 x 2.30	GS 4	
	O´ring G 16 x 2	GS 2	
	O´ring G 20 x 2.50	GS 1	
	O´ring G 28 x 3.20	GS 2	
	O´ring G 32 x 3.60	GS 1	
	O´ring G 47 x 4	GS 1	
	Kit de retenes completo		R864300
	Jgo. retén válvulas (16)	P 1	R864310P
	Retén bancada 80 x 100 x 10	S 1	R250211S
	Retén distribución 38 x 53 x 7	S 1	R864212S
	Retén árbol levas 27 x 43 x 9	S 2	R861113S

HONDA



Motor / Engine

Cm³

HP

Ø

Honda: Stream VTEC 2001/...

K20A1
(DOHC) 16V

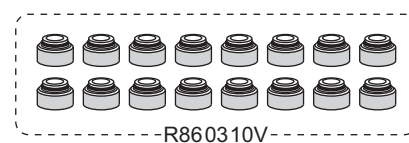
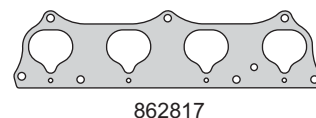
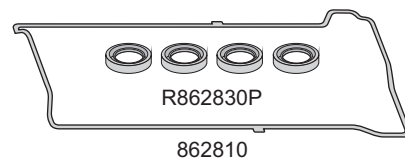
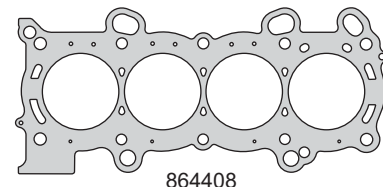
1998

156

86



Nº OE	Descripción / Description	Mat.	Ref.
	Jgo. de juntas para motor		864400-R MLS
	Junta tapa cilindros Ø 87.5 ± 0.65	MLS 1	864408
	Jgo. tornillos tapa cilindros		B862800
	Sellador líquido - caucho de silicona		TRN0085G
	Junta tapa válvulas	GS 1	862810
	Múltiple escape	AC 1	864415
	Múltiple admisión	SLS 1	862817
	Jgo. múltiple admisión (2)	GS 1	862817-1
	Junta	GS 1	862826
	Junta base filtro aceite	AC/GS 1	862827
	Junta base filtro aceite	AC/GS 1	862827-1
	Junta	GS 1	862829
	Anillo cierre inyector	P 4	R862830P
	Junta	GS 1	862832
	Arandela con inserto tapa de válvulas	AC/GS 6	862833
	O´ring G 9 x 2	GS 1	
	O´ring G 15 x 2	GS 3	
	O´ring G 17 x 2	GS 1	
	O´ring G 19 x 4	GS 1	
	O´ring G 43 x 3	GS 1	
	Kit de retenes completo		R862800
	Jgo. reten válvulas (16)	P 1	R860310P
	Retén bancada 80 x 98 x 10	S 1	R240411S
	Retén distribución 43 x 58 x 7	S 1	R862712S

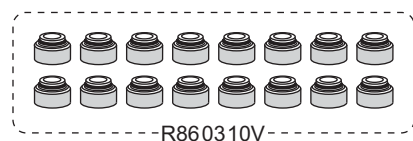
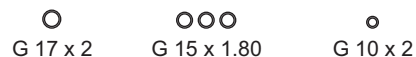
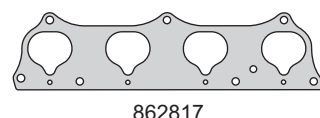
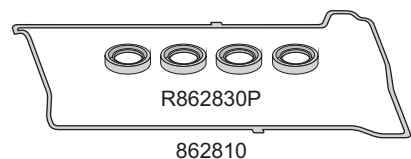
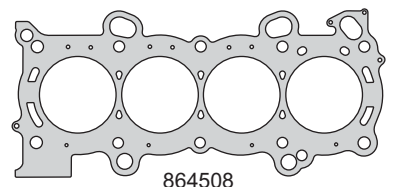


HONDA



Motor / Engine	Cm ³	HP	Ø
K20A2 (DOHC) 16V	1998	200	86

Honda: Civic Type-r VTEC 2001/05
Integra Type-r VTEC 2004/...



Nº OE	Descripción / Description	Mat.	Ref.
	Jgo. de juntas para motor		864500-R MLS
	Junta tapa cilindros Ø 87.0 ±1.00	MLS	1 864508
	Jgo. tornillos tapa cilindros		B862800
	Sellador líquido - caucho de silicona		TRN0085G
	Junta tapa válvulas	GS	1 862810
	Múltiple escape	AC	1 862815
	Múltiple admisión	SLS	1 862817
	Junta	GS	1 862826
	Junta base filtro aceite	AC/GS	1 862827
	Junta	GS	1 862829
	Anillo cierre inyector	P	4 R862830P
	Junta	GS	1 862832
	Arandela con inserto tapa de válvulas	AC/GS	6 862833
	O´ring G 10 x 2	GS	1
	O´ring G 13 x 1.60	GS	1
	O´ring G 15 x 1.80	GS	3
	O´ring G 17 x 2	GS	1
	O´ring G 20 x 4	GS	1
	O´ring G 45 x 3	GS	1
	O´ring G 64 x 3	GS	1
	Kit de retenes completo		R862800
	Jgo. reten válvulas (16)	P	1 R860310P
	Retén bancada 80 x 98 x 10	S	1 R240411S
	Retén distribución 43 x 58 x 7	S	1 R862712S

HONDA

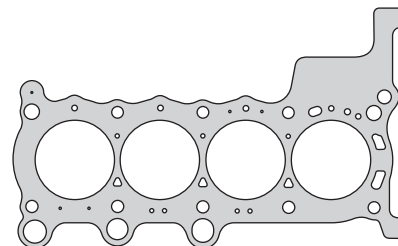


Motor/Engine	Cm³	HP	Ø
AP2T (DOHC) 16V	1498	173	73

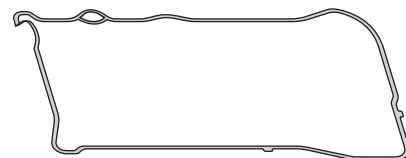
Honda: Civic, Accord, CR-V 2017/...



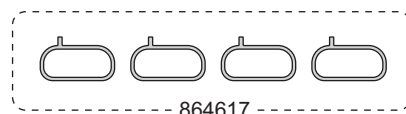
Nº OE	Descripción/Description	Mat.	Ref.
	Jgo. de juntas para motor		864600-R MLS
	Jgo. de juntas superior	●	864695 MLS
	Jta. tapa cilindros Ø 74.0 \pm 1.20	NFT	864607
1225159B004	Jta. tapa cilindros Ø 73.5 \pm 0.60	MLS 1 1	864608
	Sellador líquido - caucho de silicona		TRN0085G
1234159B013	Junta tapa válvulas	GS 1 1	864610
1823359B004	Múltiple escape	AC 1 1	864615
171055AA004	Jgo. múltiple admisión (4)	GS 1 1	864617
1932159B004	Junta termostato	SLS 1 1	864619
15544-59B-003	Junta retorno aceite	SLS 1 1	864635
172865AAA01	Guarnición turbo compresor	GS 1 1	864639
172855AAA01	Guarnición turbo compresor	GS 1 1	864640
1952459B004	Junta tubo de turbo compresor	SLS 1 1	864641
1823459B004	Junta turbo compresor	AC 1	864642
155356A0A00	Anillo doble raccord A 8 x 12 x 1	CU 1	864643
15832RAAA01	O´ring sello válvula control G 16.5 x 2	GS 2	
	O´ring G 31 x 4	GS 2 2	
	Kit de retenes completo		R864600
	Jgo. reten válvulas (16)	V 1	R864610V



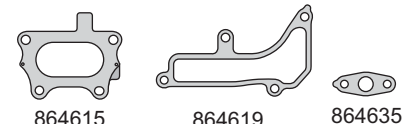
864608



864610



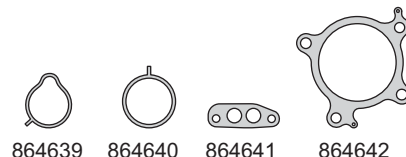
864617



864615

864619

864635




864639

864640

864641

864642



G 16.5 x 2

864643

G 31 x 4



R864610V-

HONDA

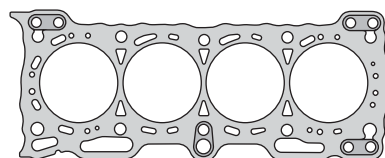


Motor / Engine	Cm ³	HP	Ø
B21A1 (DOHC) 16V	2056	137	83

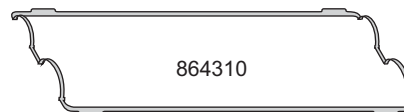
Honda: Prelude 1990/92



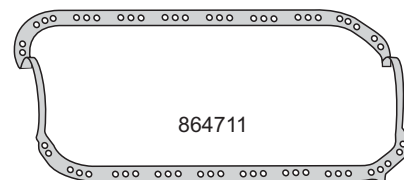
Nº OE	Descripción / Description	Mat.	Ref.
	Jgo. de juntas para motor		864700-R
	Junta tapa cilindros Ø 84.5 ± 1.70	GFT 1	864707
	Junta tapa válvulas	GS 1	864310
	Junta para cárter	GS 1	864711
	Frente distribución	GS 1	864312
	Cierre frente motor	GS 1	864312-1
	Cierre frente motor	GS 1	864312-2
	Bomba de agua	GS 1	864214
	Múltiple escape	NFT 1	864315
	Múltiple admisión	NB 1	864717
	Entre colectores	NB 1	864729
	Anillo cierre inyectores	GS 4	864330
	Guarnición goma	GS 4	864130
	Junta BDI	NB 1	864331
	Arandela con inserto tapa de válvulas	AC/GS 7	864333
	Guarnición goma	GS 1	864733
	Junta brida	NFT 1	864334
	Junta brida	GS 1	864737
	Entrada aire	GFT 1	864138
	Arandela tapón cárter A 15 x 22 x 2 A	AL 1	
	Anillo G 14 x 20.5 x 8	GS 4	
	Anillo G 14 x 20 x 5	GS 1	
	Anillo G 34 x 40 x 6	GS 1	
	O´ring G 7 x 1.60	GS 4	
	O´ring G 7 x 2.30	GS 4	
	O´ring G 10 x 2.50	GS 1	
	O´ring G 10.82 x 1.78	GS 1	
	O´ring G 16 x 2	GS 2	
	O´ring G 16 x 2.50	GS 1	
	O´ring G 18 x 2.40	GS 1	
	O´ring G 25 x 2.40	GS 1	
	O´ring G 26 x 3	GS 2	
	O´ring G 26.57 x 3.53	GS 1	
	O´ring G 32 x 3.6	GS 1	
	O´ring G 47 x 4	GS 4	
	O´ring G 60 x 3	GS 1	
	Kit de retenes completo		R864700
	Jgo. retén válvulas (16)	P 1	R864710P
	Retén bancada 80 x 100 x 10	S 1	R250211S
	Retén distribución 38 x 53 x 7	S 1	R864212S
	Retén árbol levas 27 x 43 x 9	S 2	R861113S



864707



864310




864711



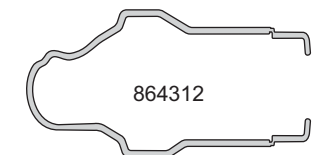
864312



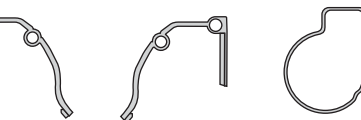
864312-1



864312-2



864214



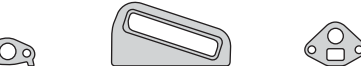
864315



864717



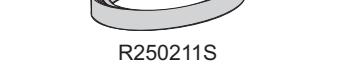
864330



864130



864331



864733




864333



864737



864138



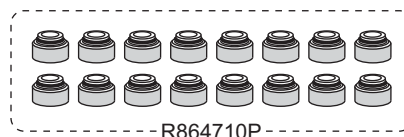
R250211S



R864212S



R861113S



R864710P

HONDA

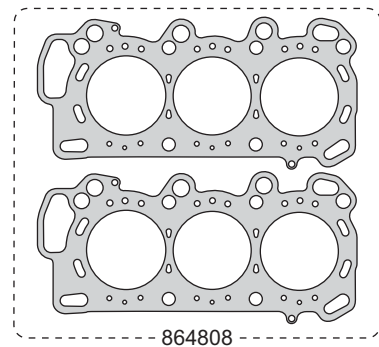


Motor / Engine	Cm ³	HP	Ø
J30A1	2997	200/203	86
J30A2 (SOHC) V6 24V	2997	207	86

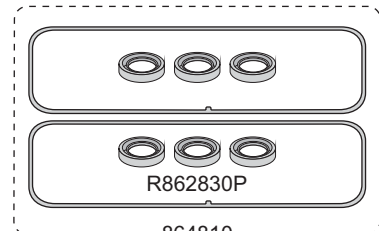
Acura: CL VTEC 1997/98
Honda: Accord VII Coupe VTEC 1998/00
 Accord VTEC, Accord Coupe VTEC 1998/02



Nº OE	Descripción / Description	Mat.	Ref.
	Jgo. de juntas para motor		864800-R MLS
	Jgo. junta tapa cilin. Ø 87 ± 0.60 (2)	MLS 1	864808
	Sellador líquido - caucho de silicona		TRN0085G
	Conj. junta tapa válvulas (8)	GS 1	864810
	Bomba de agua	GS 1	864814
	Jgo. múltiple escape (2)	AC 1	864815
	Jgo. múltiple admisión (2)	MLS 1	864817
	Jgo. múltiple admisión (2)	MLS 1	864817-1
	Salida de escape - Ø50	FCH 2	861918
	Guarnición goma	GS 1	864827
	Anillo cierre inyector	P 6	R862830P
	Arandela con inserto tapa de válvulas	AC/GS 10	864833
	Junta	SLS 1	864835
	Junta	SLS 1	864836
	O´ring G 8.5 x 2.5	GS 2	
	O´ring G 9.25 x 1.78	GS 1	
	O´ring G 16.5 x 3	GS 1	
	O´ring G 18 x 3.5	GS 1	
	O´ring G 20 x 2.5	GS 1	
	O´ring G 26 x 3.10	GS 1	
	O´ring G 31 x 4	GS 4	
	O´ring G 32 x 3	GS 2	
	O´ring G 48 x 3	GS 2	
	Kit de retenes completo		R864800
	Jgo. reten válvulas (24)	P 1	R864810P
	Retén bancada 80 x 98 x 10	S 1	R240411S
	Retén distribución 41 x 56 x 8	S 1	R864812S
	Retén árbol de levas 39 x 53 x 8	S 2	R864813S

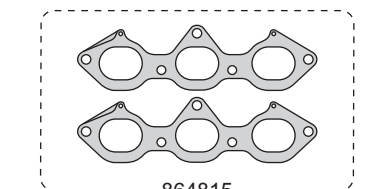


864808

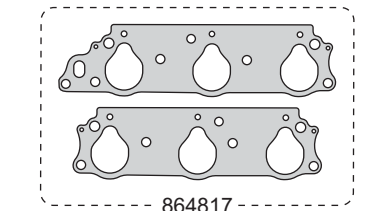


R862830P

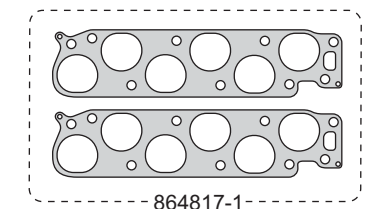
864810



864815



864817



864817-1

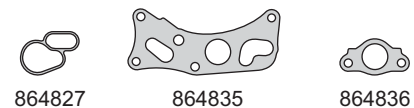


864814

861918



864833



864827

864835

864836

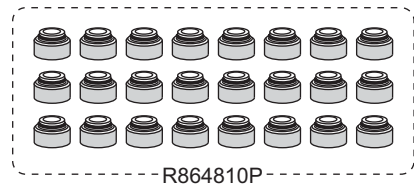


R240411S

R864812S



R864813S



R864810P

HONDA

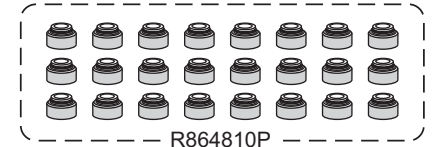
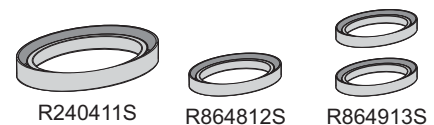
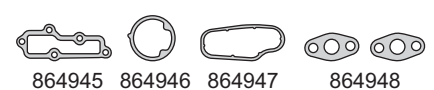
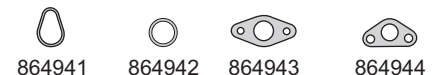
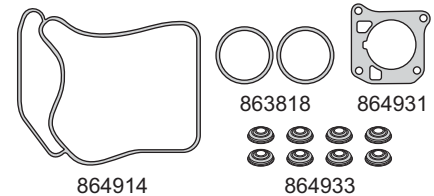
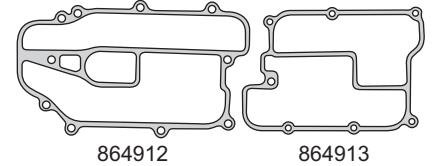
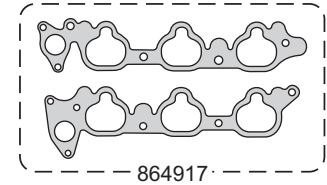
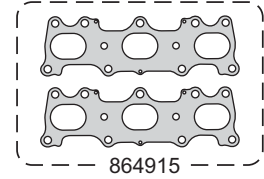
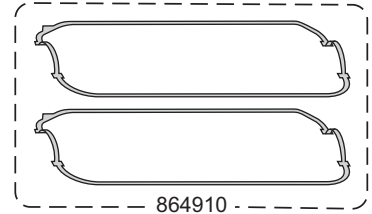
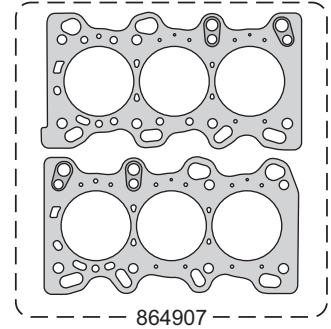


Motor/Engine	Cm³	HP	Ø
C32A1	3206	205	90
C32A2 (SOHC) V6 24V	3206	200	90

Acura: Legend 1991/96
Honda: Legend, Legend Coupe 1991/96



Nº OE	Descripción/Description	Mat.	Ref.
	Jgo. de juntas para motor		864900-R
	Jgo. junta tapa cilin. Ø 91 ± 1.70 (2)	GFT 1	864907
	Sellador líquido - caucho de silicona		TRN0280R
	Conj. junta tapa válvulas (2)	GS 1	864910
	Frente distribución	NB 1	864912
	Tapa distribución	NB 1	864913
	Bomba de agua	GS 1	864914
	Jgo. múltiple escape (2)	AC 1	864915
	Jgo. múltiple admisión (2)	PLAST 1	864917
	Tubo salida de escape - Ø60	FCH 2	863818
	Junta BDI	NB 1	864931
	Arandela con inserto tapa de válvulas	GS/AC 8	864933
	Guarnición goma	GS 1	864934
	Guarnición protección bujías	GS 6	864935
	Junta	NB 1	864936
	Junta	NB 1	864937
	Entrada de aire	GFT 1	864938
	Tapón árbol de levas	GS/AC 2	864939
	Junta	NB 1	864940
	Guarnición goma	GS 1	864941
	Junta espiralada	FCH 1	864942
	Junta	GFT 1	864943
	Junta	GFT 1	864944
	Junta	NB 1	864945
	Junta	NB 1	864946
	Guarnición goma	GS 1	864947
	Junta	GFT 2	864948
	Arandela tapón cárter A 15 x 22 x 2 A	AL 1	
	Anillos G 20.5 x 14 x 5	GS 6	
	O'ring G 6 x 1	GS 12	
	O'ring G 10 x 2.5	GS 1	
	O'ring G 10.69 x 3.53	GS 1	
	O'ring G 16 x 2.60	GS 1	
	O'ring G 18 x 3.90	GS 3	
	O'ring G 23 x 3.20	GS 1	
	O'ring G 30 x 2.50	GS 6	
	O'ring G 37 x 3	GS 1	
	O'ring G 80 x 3	GS 1	
	Kit de retenes completo		R864900
	Jgo. reten válvulas (24)	P 1	R864810P
	Retén bancada 80 x 98 x 10	S 1	R240411S
	Retén distribución 41 x 56 x 8	S 1	R864812S
	Retén árbol de levas 35 x 50 x 8	S 2	R864913S



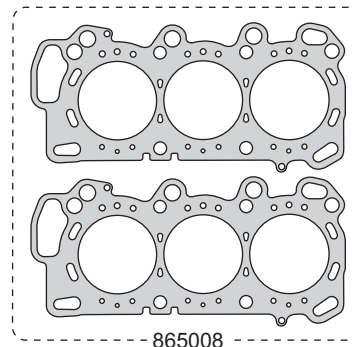
HONDA



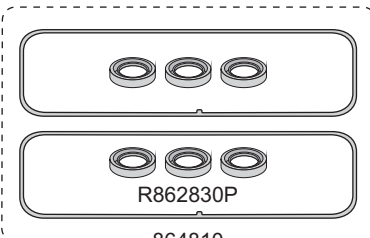
Motor / Engine	Cm ³	HP	Ø
J35A	3471	233	89
J35A1	3471	233	89
J35A2 (SOHC) V6 24V	3471	247	89

Honda: Shuttle 2000/02
Odyssey 2000/... - 2002/04

Nº OE	Descripción / Description	Mat.	Ref.
	Jgo. de juntas para motor		865000-R MLS
	Jgo. junta tapa cilin. Ø 90 ± 0.60 (2)	MLS 1	865008
	Sellador líquido - caucho de silicona		TRN0085G
	Conj. junta tapa válvulas (8)	GS 1	864810
	Bomba de agua	GS 1	864814
	Jgo. múltiple escape (2)	AC 1	864815
	Jgo. múltiple admisión (2)	MLS 1	864817
	Jgo. múltiple admisión (2)	MLS 1	864817-1
	Salida de escape - Ø50	FCH 2	861918
	Guarnición goma	GS 1	864827
	Anillo cierre inyector	P 6	R862830P
	Arandela con inserto tapa de válvulas	AC/GS 10	864833
	Junta	SLS 1	864835
	Junta	SLS 1	864836
	O´ring G 8.5 x 2.5	GS 2	
	O´ring G 9.5 x 1.78	GS 1	
	O´ring G 16.5 x 3	GS 1	
	O´ring G 18 x 3.5	GS 1	
	O´ring G 20 x 2.5	GS 1	
	O´ring G 26 x 3.10	GS 1	
	O´ring G 31 x 4	GS 4	
	O´ring G 32 x 3	GS 2	
	O´ring G 48 x 3	GS 2	
	Kit de retenes completo		R864800
	Jgo. reten válvulas (24)	P 1	R864810P
	Retén bancada 80 x 98 x 10	S 1	R240411S
	Retén distribución 41 x 56 x 8	S 1	R864812S
	Retén árbol de levas 39 x 53 x 8	S 2	R864813S

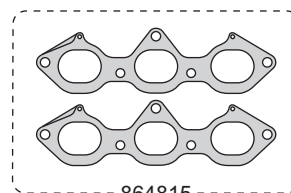


865008

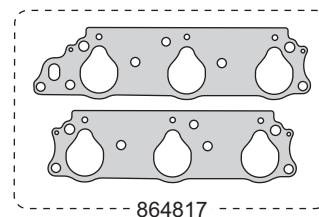


R862830P

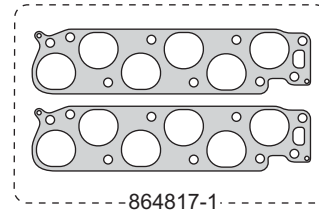
864810



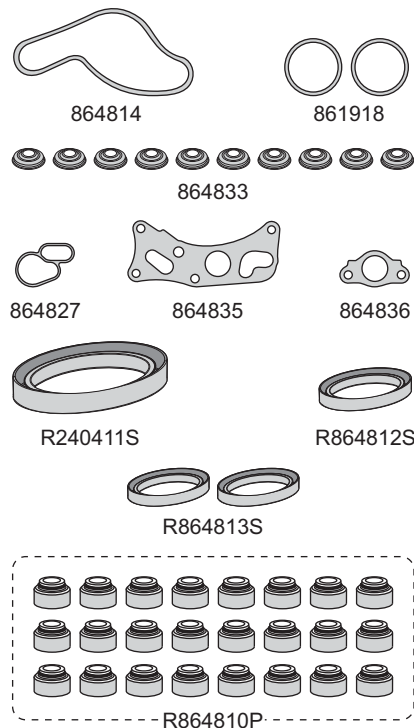
864815



864817



864817-1



HONDA

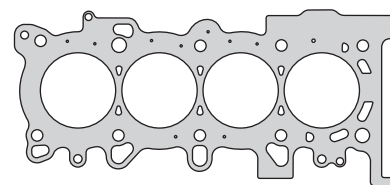


Motor/Engine	Cm³	HP	Ø
L15A8/Z3/Z9 (OHV) 16V	1496	116	73

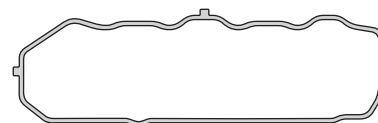
Honda: City 2009/13, Fit, WT-V 2014/16



Nº OE	Descripción/Description	Mat.	Ref.
	Jgo. de juntas para motor		● 865100-R MLS
	Junta tapa cilindros Ø 74.0 \pm 1.20	NFT	865107
	Junta tapa cilindros Ø 74.0 \pm 0.60	MLS	1 865108
	Sellador líquido - caucho de silicona		TRN0085G
12341RB0003	Junta tapa válvulas	GS	1 865110
19222RB0003	Bomba de agua	GS	1 865114
	Colector de escape	AC	1 865116
	Múltiple admisión	NB	1 865117
	Múltiple admisión	NB	1 865117-1
	Jgo. múltiple admisión (4)	GS	1 865117-2
	Base filtro de aceite	GS/AC	1 865127
	Guarnición cierre cárter	GS	1 865131
	Tapón árbol de levas	PLAST	1 865135
	Junta brida aceite	NB	1 865137
	O´ring tapón árbol de levas G 14.6 x 1.90	GS	1
91302GE0000	O´ring G 9 x 1.90	GS	1
91333PNA003	O´ring G 15 x 1.90	GS	1
	O´ring G 18 x 2.60	GS	1
91326PF4004	O´ring G 24.4 x 2.4	GS	1
	O´ring G 31.5 x 4	GS	2
	Kit de retenes completo		R865100
12211PZ10042	Jgo. reten válvulas (16)	V	1 R865110V
	Retén bancada 80 x 98 x 10	V	1 R240411V
	Retén distribución 40 x 55 x 7	V	1 R270713V



865108



865110



865116



865117-1



865117-2



865114



865116



865127



865131



865135



865137



G 14.6 x 1.90



G 18 x 2.60



G 9 x 1.90



G 24.4 x 2.4



G 15 x 1.90



G 31.5 x 4



R240411V



R270713V



R862510V



taranto



Paso a Paso



Lubricar las roscas y debajo de la cabeza del tornillo



Seguir la especificación Taranto incluida en cada caja de tornillos, generalmente el ajuste inicial se da con torquimeto.



Realizar el apriete final según lo especificado en la ficha de ajuste. Para la generalidad de los motores modernos el apriete es angular.

RECUERDE... Siempre que se realiza un cambio de Junta y se aprieta la Tapa de Cilindros con un ajuste angular, se deben cambiar los tornillos de fijación, para asegurar así un correcto funcionamiento de la pieza.

Tornillos de Tapa de Cilindros Taranto.

Las consecuencias de NO cambiar los Tornillos de Tapa de Cilindros son más costosas que reemplazarlos. No lo dude!!!

- ▶ Indispensable para el buen funcionamiento del motor.
- ▶ Diseñados para resistir el estiramiento.
- ▶ Resisten altas temperaturas y presiones, característica de los motores modernos de alta performance.



HYUNDAI

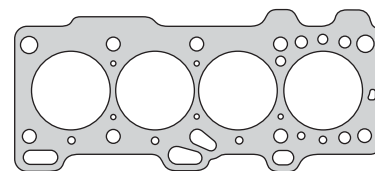


Motor / Engine	Cm ³	HP	Ø
G4HC (SOHC) 12V	999	56	66

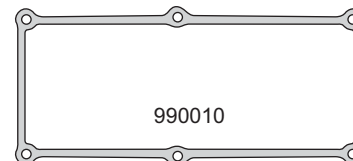
Hyundai: Santro 1997/..., Atos 1998/...



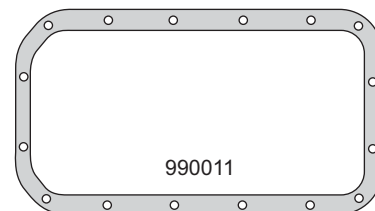
Nº OE	Descripción / Description	Mat.	Ref.
20910-02730	Jgo. de juntas para motor		990000-R
22374-02700	Junta tapa cilindros Ø 67.0 ± 1.60	NFT	1 990007
	Jgo. tornillos tapa cilindros		B990000
	Tapa válvulas superior	GS	1 990010
	Junta para cárter	NB	1 990011
	Frente motor	NB	1 990012
	Bomba de agua	NB	1 990014
	Múltiple escape	FCH	1 990015
	Múltiple admisión	NB	1 990017
	Salida escape	GFT	1 990018
	Caño agua	NB	1 990036
	Base termostato	NB	1 990037
	Tapa termostato	NB	1 990038
	Chupador bomba aceite	NB	1 990039
	Base filtro aceite	NB	1 990040
	Porta retén trasero	NB	1 990041
	Kit de retenes completo		R990000
22224-02500	Jgo. retén válvulas (12)	P	1 R990010P
	Retén bancada 60 x 75 x 8	P	1 R990011P
	Retén distribución 30 x 46 x 8	P	1 R950512P
24144-2101	Retén árbol de levas 35 x 50 x 7	P	1 R470013P



990007



990010



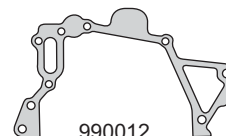
990011



990015



990017



990012



990014



990018



990036



990037



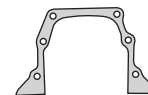
990038



990039



990040



990041



R990011P



R470013P



R950512P



R990010P

HYUNDAI



Motor / Engine **Cm³** **HP** **Ø**

G4HD
(SOHC) 12V

1086

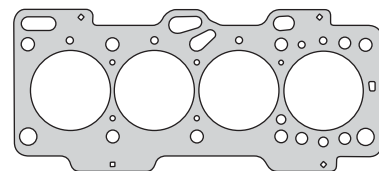
63

67

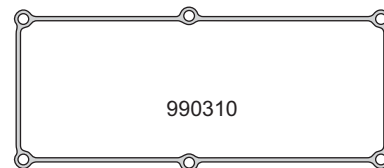
Hyundai: Atos 2003/..., Santro 2003/05



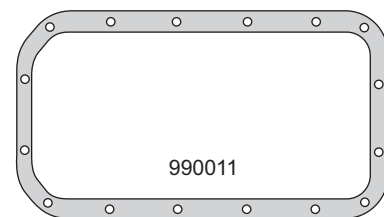
Nº OE	Descripción / Description	Mat.	Ref.
20910-02730	Jgo. de juntas para motor		990300-R
	Jgo. de juntas superior	●	990395
22374-02700	Jta. tapa cilindros Ø 68.0 ± 0.45	MLS	1 1 990308
	Tapa válvulas superior	GS	1 1 990310
	Junta para cárter	NB	1 1 990011
	Frente motor	NB	1 1 990012
	Bomba de agua	NB	1 1 990014
	Múltiple escape	AC	1 1 990315
	Múltiple admisión	NB	1 1 990017
	Salida escape	GFT	1 1 990018
	Caño agua	NB	1 1 990036
	Base termostato	NB	1 1 990037
	Tapa termostato	NB	1 1 990038
	Chupador bomba aceite	NB	1 1 990039
	Base filtro aceite	NB	1 1 990040
	Porta retén trasero	NB	1 1 990041
	Kit de retenes completo		R990000
22224-02500	Jgo. retén válvulas (12)	P	1 R990010P
	Retén bancada 60 x 75 x 8	P	1 R990011P
	Retén distribución 30 x 46 x 8	P	1 R950512P
24144-2101	Retén árbol de levas 35 x 50 x 7	P	1 R470013P



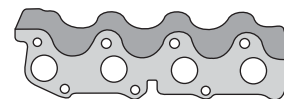
990308



990310



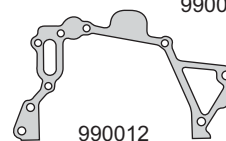
990011



990315



990017



990012



990014



990018



990036



990037



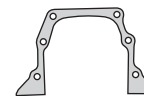
990038



990039



990040



990041



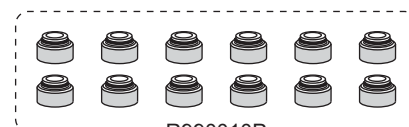
R990010P



R950512P



R470013P



R990010P

HYUNDAI

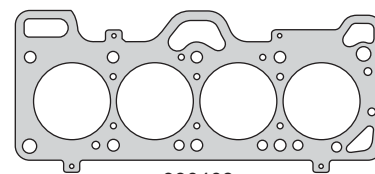


Motor / Engine	Cm ³	HP	Ø
G4EK (SOHC) 12V	1495	92	75.5

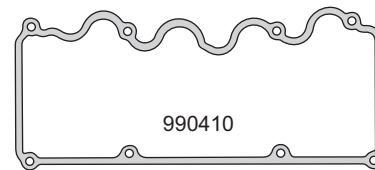
Hyundai: Verna 2000/02



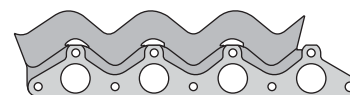
Nº OE	Descripción / Description	Mat.	Ref.
	Jgo. de juntas para motor		990400-R
	Junta tapa cilindros Ø 77.0 ± 1.00	MLS 1	990408
	Sellador líquido - caucho de silicona		TRN0085G
	Tapa válvulas superior	GS 1	990410
	Junta distribución	NB 1	990412
	Junta tapa distribución	NB 1	990413
	Bomba de agua	NB 1	990414
	Múltiple escape	AC 1	990415
	Jgo. múltiple admisión (4)	GS 1	990417
	Junta base de filtro	NB 1	990430
	Junta toma de aceite	NB 1	990431
	Múltiple admisión	NB 1	990432
	Junta tapón árbol de levas	2	990440
	Arandela A 20 x 24 x 1.5 A	AL 1	
	O´ring G 31.34 x 3.53	GS 1	
	Kit de retenes completo		R990400
	Jgo. retén válvulas (12)	P 1	R520610P
	Retén bancada 72 x 96 x 9	P 1	R950311P
	Retén distribución 35 x 50 x 7	P 1	R470013P
	Retén árbol de levas 35 x 48 x 7	P 1	R240013P



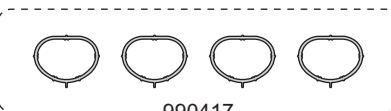
990408



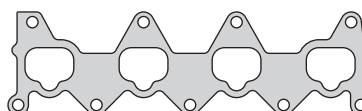
990410



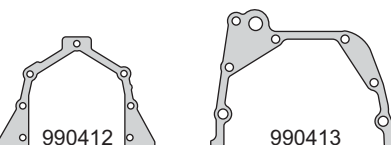
990412



990413



990414



990415

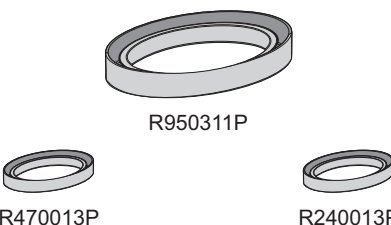


990417



990430

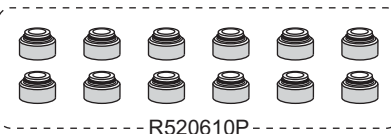
990431



R520610P

R950311P

R470013P



R240013P

HYUNDAI



Motor / Engine **Cm³** **HP** **Ø**

G4HG
(SOHC) 12V

1086

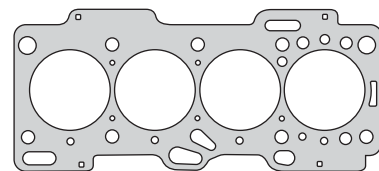
62

67

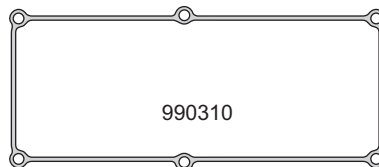
Hyundai: Atos 2006/10



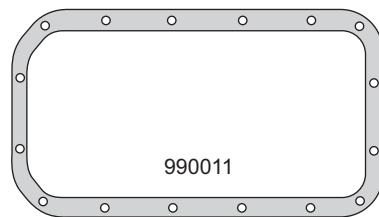
Nº OE	Descripción / Description	Mat.	Ref.
	Jgo. de juntas para motor		990500-R
	Jgo. de juntas superior	●	990595
	Jta. tapa cilindros Ø 68.0 ± 0.45	MLS	1 1 990508
	Tapa válvulas superior	GS	1 1 990310
	Junta para cárter	NB	1 990011
	Frente motor	NB	1 990012
	Bomba de agua	NB	1 990014
	Múltiple escape	FCH	1 1 990315
	Múltiple admisión	NB	1 1 990017
	Salida escape	FCH	1 1 990018
	Caño agua	NB	1 990036
	Base termostato	NB	1 1 990037
	Tapa termostato	NB	1 1 990038
	Chupador bomba aceite	NB	1 990039
	Base filtro aceite	NB	1 990040
	Porta retén trasero	NB	1 990041
	Kit de retenes completo		R990000
22224-02500	Jgo. retén válvulas (12)	P	1 R990010P
	Retén bancada 60 x 75 x 8	P	1 R990011P
	Retén distribución 30 x 46 x 8	P	1 R950512P
24144-2101	Retén árbol de levas 35 x 50 x 7	P	1 R470013P



990508



990310



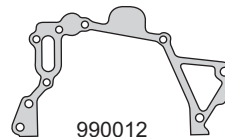
990011



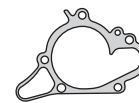
990315



990017



990012



990014



990018



990036



990037



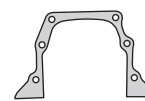
990038



990039



990040



990041



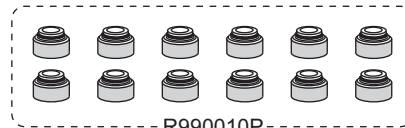
R990011P



R950512P



R470013P



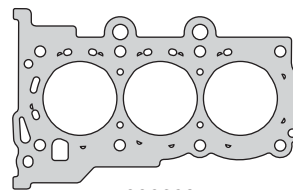
R990010P

HYUNDAI

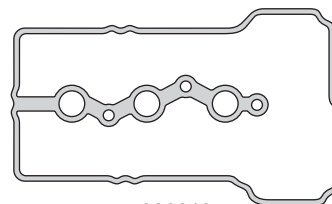


Motor / Engine	Cm ³	HP	Ø
Kappa FFV (DOHC) 12V	998	75/80	71

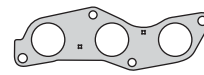
Hyundai: HB20 2012/...



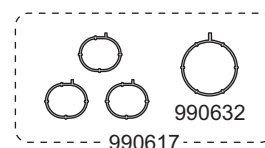
990608



990610



990615



990632

990617



990618



G 26.64 x 2.62



990619



G 6.07 x 1.78



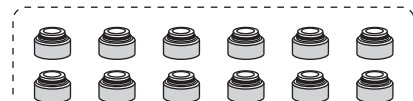
A 14 x 20 x 1.5 A



G 20 x 2.50



R990611P



R990610P

Nº OE	Descripción / Description	Mat.	Ref.
20910 04A02A	Jgo. de juntas para motor		● 990600-R MLS
	Junta tapa cilindros Ø 73.0 \pm 1.20	NFT	990607
	Junta tapa cilindros Ø 72.5 \pm 0.35	MLS	1 990608
	Sellador líquido - caucho de silicona		TRN0085G
22441 04050	Junta tapa válvulas	GS	1 990610
	Múltiple escape	AC	1 990615
28411 04100	Jgo. múltiple admisión (4)	GS	1 990617
28751 1R000	Salida escape	AC	1 990618
	Guarnición termostato	GS	1 990619
28411 04150	Junta válvula mariposa	GS	1 990632
	Arandela A 14 x 20 x 1.5 A	AL	1
	O´ring G 6.07 x 1.78	GS	1
	O´ring G 20 x 2.50	GS	2
	O´ring G 26.64 x 2.62	GS	2
	Kit de retenes completo		R990600
22224 2B001	Jgo. retén válvulas (12)	P	1 R990610P
21443 03010	Retén bancada 72 x 98 x 8	P	1 R990611P

HYUNDAI



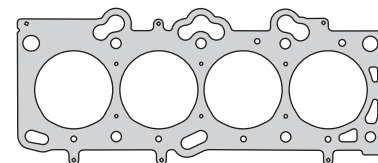
Motor/Engine Cm³ HP Ø

G4GC 1975 144 82
(DOHC) 16V

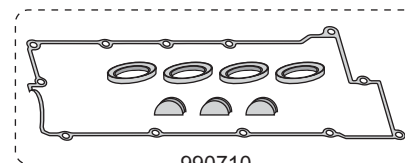
Hyundai: i30 2007/..., Tucson 2004/11
Kia: Sportage 2004/2006, Cerato 2004/...



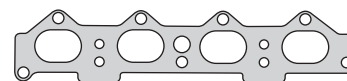
Nº OE	Descripción/Description	Mat.	Ref.
20910 23F00	Jgo. de juntas para motor		990700-R MLS
	Jgo. de juntas superior		990795 MLS
	Jta. tapa cilindros Ø 85.0 \pm 1.20 N.R.	NFT	990707
	Jta. tapa cilindros Ø 83.5 \pm 0.45 N.R.	MLS 1 1	990708
	Jgo. tornillos tapa cilindros		B990100
	Sellador líquido - caucho de silicona		TRN0085G
	Conj. junta tapa válvulas (8)	GS 1 1	990710
	Junta distribución	NB 1 1	990712
	Placa distribución	NB 1 1	990713
	Bomba de agua	NB 1 1	990714
	Múltiple escape	AC 1 1	990715
	Múltiple admisión	NB 1 1	990717
	Junta termostato	NB 1 1	990719
	Junta chupador aceite	NB 1 1	990727
	Junta cuerpo termostato	NFT 1 1	990729
	Junta válvula mariposa	NB 1 1	990732
	Arandela A 14 x 20 x 1.5 A	AL 1 1	
	O´ring G 25 x 4	GS 1 1	
	O´ring G 8 x 2.40	GS 1 1	
	Kit de retenes completo		R990700
	Jgo. retén válvulas (16)	P 1 1	R990710P
	Retén bancada 80 x 96 x 9	S 1 1	R910511S
	Retén distribución 37.6 x 49 x 7.5	P 1 1	R990712P
	Retén árbol de levas 35 x 50 x 8	S 2 2	R910513S



990708



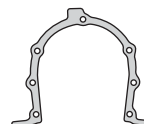
990710



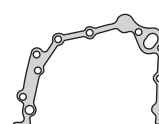
990715



990717



990713



990712



990719



990714



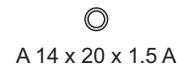
990732



990729



990727



A 14 x 20 x 1.5 A



G 25 x 4



G 8 x 2.40



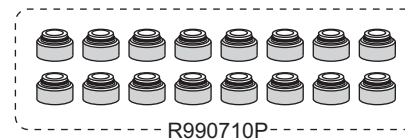
R910511S



R990712P



R910513S



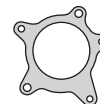
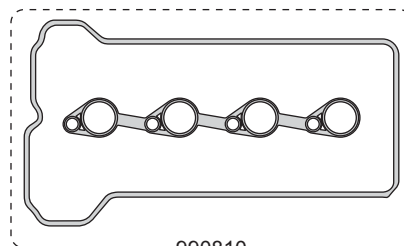
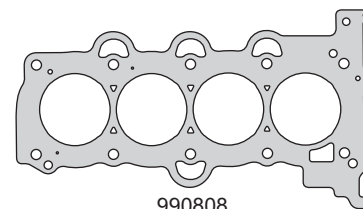
R990710P

HYUNDAI



Motor/Engine	Cm³	HP	Ø
Gamma FFV (DOHC) 16V	1591	122/128	77

Hyundai: Elantra 2006/..., Getz 2009/...
HB20, i30, Veloster 2012/...



Nº OE	Descripción/Description	Mat.		Ref.
20910 2BM00	Jgo. de juntas para motor		● ●	990800-R MLS
	Jgo. de juntas superior			990895 MLS
	Jta. tapa cilindros Ø 78.5 ± 0.60	MLS	1 1	990808
	Jgo. tornillos tapa cilin. (HAN10055/10100)			B990800
	Sellador líquido - caucho de silicona			TRN0085G
22441 2B002	Conj. junta tapa válvulas (2)	GS	1 1	990810
	Múltiple escape	AC	1 1	990815
	Múltiple admisión	GS	1 1	990817
	Junta termostato	GS		990819
	Junta chupador aceite	NB	1	990827
	Junta	NB	1	990828
	Guarnición goma	GS		990831
	Junta válvula mariposa	NB	1	990832
	Guarnición goma	GS		990833
	Arandela A 14 x 20 x 1.5 A	AL	1	
	Arandela A 24 x 32 x 1 C	CU	2	
	O´ring G 6 x 2	GS	2	
	O´ring G 9 x 2	GS	1	
	O´ring G 21.89 x 2.62	GS	2	
	O´ring G 28.24 x 2.62	GS	2	
	Kit de retenes completo			R990800
22224 2B001	Jgo. retén válvulas (16)	P	1	R990810P
	Retén bancada 76 x 108 x 8	S	1	R990811S
	Retén distribución 26 x 37 x 6	S	1	R990712S

HYUNDAI



Motor / Engine **Cm³** **HP** **Ø**

G6DA
(DOHC) V6 24V

3778

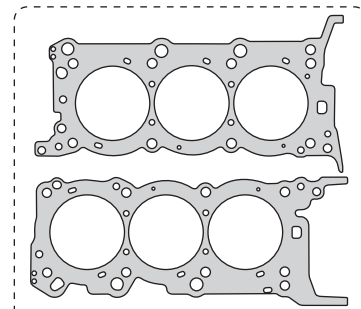
264

96

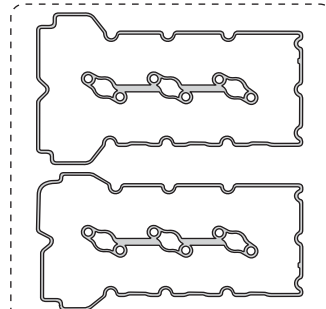
Hyundai: Veracruz, Genesis 2008/...



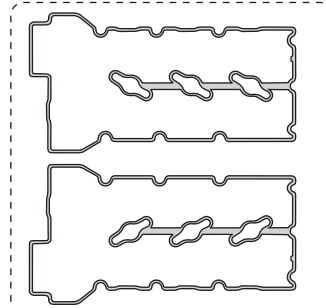
Nº OE	Descripción / Description	Mat.	Ref.
	Jgo. de juntas para motor		990900-R MLS
	Jgo. junta tapa cilin. Ø 97 ± 0.60	MLS 1	990908
	Sellador líquido - caucho de silicona		TRN0085G
	Conj. junta tapa válvulas (4)	GS 1	990910
	Conj. junta tapa válvulas (2)	GS 1	990910-1
	Junta para cárter	NFT	990911
	Junta bomba de agua	NB	990914
	Junta bomba de agua	GS	990914-1
	Jgo. múltiple escape (2)	FCH 1	990915
	Jgo. múltiple admisión (2)	AC 1	990917
	Jgo. múltiple admisión (3)	GS 1	990917-1
	Salida de escape	AC 2	990918
	Junta radiador aceite	NFT	990932
	Junta	NFT 1	990934
	Junta	NFT 1	990935
	Guarnición goma	GS	990937
	Guarnición goma	GS	990938
	Guarnición goma	GS	990939
	Guarnición goma	GS	990940
	Guarnición goma	GS	990941
	Guarnición goma	GS 1	990942
	Guarnición goma G 83 x 91 x 8.2	GS 1	
	Guarnición goma G 54 x 63 x 6	GS 1	
	O´ring G 35 x 4	GS 2	
	Kit de retenes completo		R990900
	Jgo. retén válvulas (24)	V 1	R990910V
	Retén bancada 91 x 111 x 9	P 1	R960011P
	Retén distribución 30 x 42 x 8	P 3	R550413P



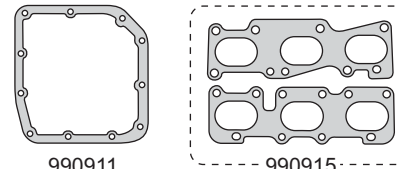
990908-



990910-

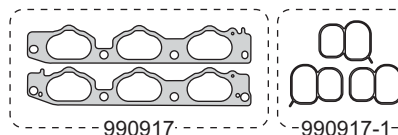


990910-1-



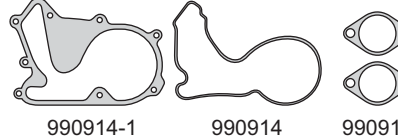
990911

990915-



990917-

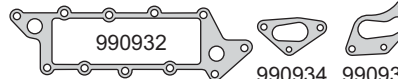
990917-1-



990914-1

990914

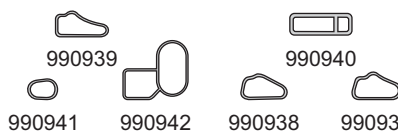
990918



990932

990934

990935



990939

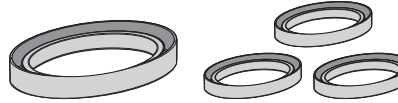
990940

990941

990942

990938

990937



R960011P

R550413



-R990910V-

HYUNDAI



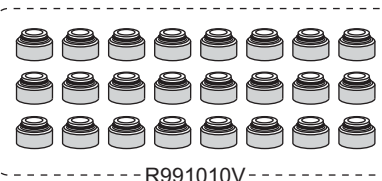
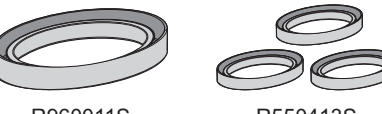
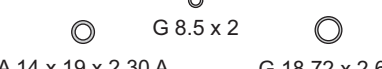
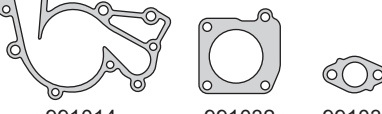
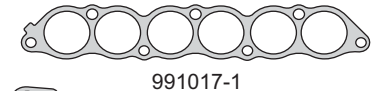
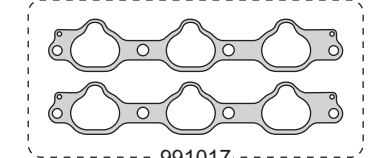
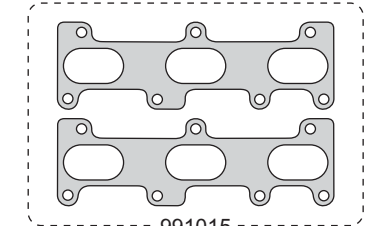
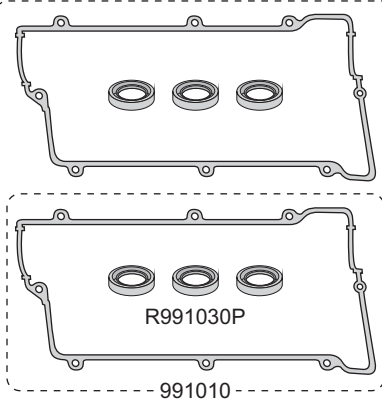
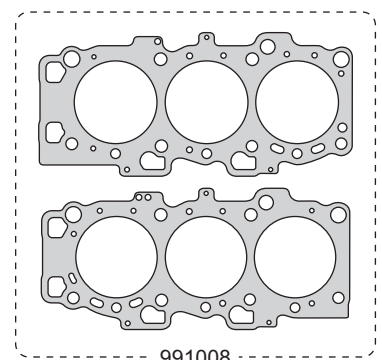
Motor / Engine	Cm ³	HP	Ø
G6BA	2656	167/170	86.7
G6BA (DOHC) V6 24V	2656	175	86.7

Hyundai: Santa Fe GL/GLS/FX 2001/06
Sonata GL/GLS/LX 2001/05 - 2005/...
Coupe 2001/07

Kia: Optima LX/SE/EX 2002/06
Magentis 2002/07



Nº OE	Descripción / Description	Mat.	Ref.
	Jgo. de juntas para motor		● 991000-R MLS
	Jgo. junta tapa cilin. Ø 89 ± 0.40 (2)	MLS	1 991008
	Sellador líquido - caucho de silicona		TRN0085G
	Conj. junta tapa válvulas (4)	GS	2 991010
	Bomba de agua	NB	1 991014
	Jgo. múltiple escape (2)	AC	1 991015
	Jgo. múltiple admisión (2)	SLS	1 991017
	Múltiple admisión	SLS	1 991017-1
	Anillo cierre inyector	P	6 R991030P
	Junta brida	NB	1 991031
	Junta mariposa aceleración	NB	1 991032
	Junta	SLS	2 991033
	Junta	NB	1 991035
	Arandela A 14 x 19 x 2.30 A	AL	1
	O´ring G 8.5 x 2	GS	1
	O´ring G 18.72 x 2.62	GS	1
	O´ring G 33 x 4	GS	2
	Kit de retenes completo		R991000
	Jgo. retén válvulas (24)	V	1 R991010V
	Retén bancada 91 x 111 x 9	S	1 R960011S
	Retén distribución 30 x 42 x 8	S	3 R550413S



HYUNDAI

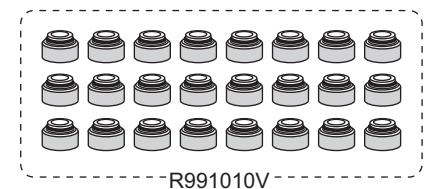
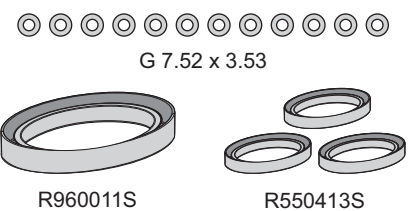
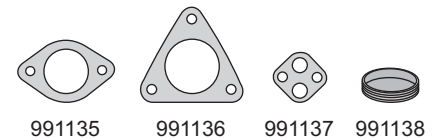
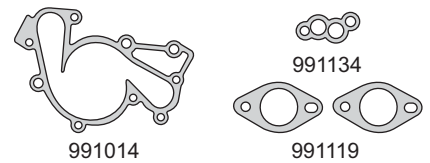
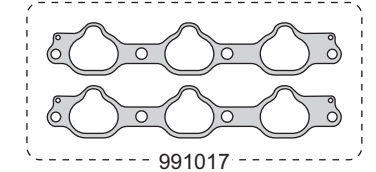
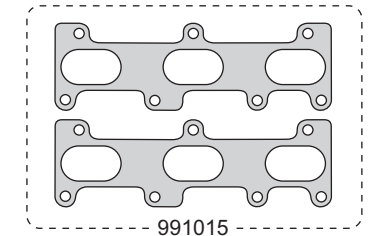
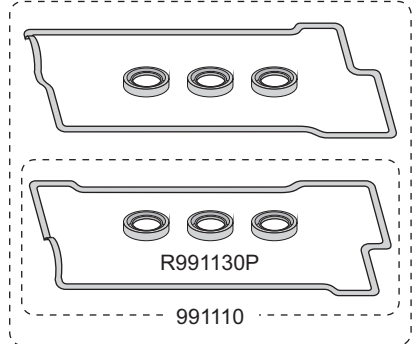
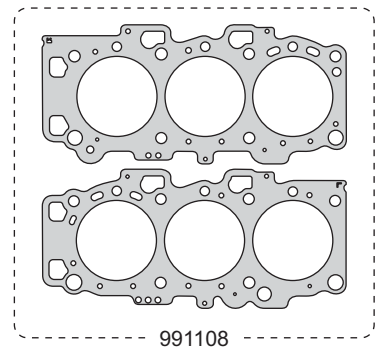


Motor / Engine	Cm ³	HP	Ø
G6EA (DOHC) V6 24V	2656	189	86.7

Hyundai: Santa Fe GLS 2005/...
Santa Fe 2005/10



Nº OE	Descripción / Description	Mat.	Ref.
	Jgo. de juntas para motor		● 991100-R MLS
	Jgo. junta tapa cil. Ø 89.0 ±0.40 (2)	MLS 1	991108
	Sellador líquido - caucho de silicona		TRN0085G
	Conj. junta tapa válvulas (4)	GS 2	991110
	Bomba de agua	NB	991014
	Jgo. múltiple escape (2)	AC	991015
	Jgo. múltiple admisión (2)	SLS	991017
	Múltiple admisión	SLS	991017-1
	Junta cuerpo termostato	NB	991119
	Anillo cierre inyector	P	R991130P
	Junta	NB	991134
	Junta	FCH	991135
	Junta	NFT	991136
	Junta	GFT	991137
	Tapón árbol de levas	ACP	991138
	O`ring G 7.52 x 3.53	GS	12
	Kit de retenes completo		R991000
	Jgo. retén válvulas (24)	V	991010V
	Retén bancada 91 x 111 x 9	S	R960011S
	Retén distribución 30 x 42 x 8	S	R550413S



HYUNDAI

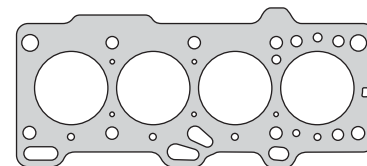


Motor / Engine	Cm ³	HP	Ø
G4HB (SOHC) 8V	800	53	63

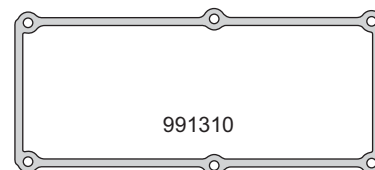
Hyundai: Atos 1993/97



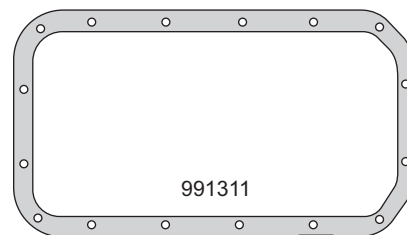
Nº OE	Descripción / Description	Mat.	Ref.
	Jgo. de juntas para motor		991300-R
	Junta tapa cilindros Ø 64.0 ± 1.65	NFT	1 991307
	Junta tapa válvulas	GS	1 991310
	Junta para cárter	NB	1 991311
	Tapa distribución	NB	1 991312
	Bomba de agua	NB	1 991314
	Múltiple escape	AC	1 991315
	Múltiple admisión	NB	1 991317
	Salida de escape	FCH	1 991318
	Tapa termostato	NB	1 991319
	Junta base filtro aceite	NB	1 991340
	Junta base filtro aceite	NB	1 991342
	Junta	NB	1 991343
	Chupador bomba aceite	NB	1 991339
	Porta retén bancada trasero	NB	1 991341
	Kit de retenes completo		R991300
	Jgo. retén válvulas (8)	P	1 R991310P
	Retén bancada 60 x 75 x 8	S	1 R990011S
	Retén distribución 30 x 46 x 8	S	1 R950512S
	Retén árbol de levas 35 x 50 x 8	S	1 R910513S



991307



991310



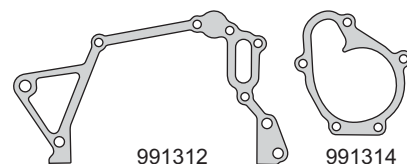
991311



991315

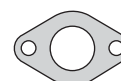


991317



991312

991314



991318



991319



991340



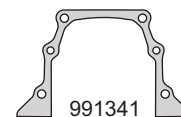
991342



991339



991343



991341



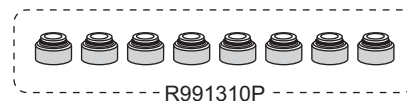
R990011S



R950512S



R910513S



R991310P

HYUNDAI



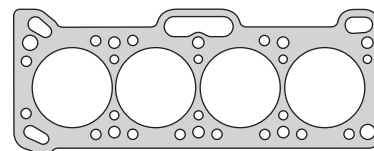
Motor / Engine **Cm³** **HP** **Ø**

G4AJ	1468	74/84	75.5
G4J (SOHC) 8V	1468	77/84	75.5


Hyundai: Excel, Pony 1986/95



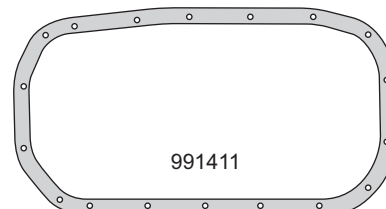
Nº OE	Descripción / Description	Mat.	Ref.
	Jgo. de juntas para motor	●	991400-R
	Junta tapa cilindros Ø 77.0 ± 1.70	NFT 1	991407
	Junta tapa válvulas	GS 1	991410
	Junta para cárter	CG 1	991411
	Tapa distribución	NB 1	991412
	Bomba de agua	NB 1	991414
	Múltiple escape	AC 1	991415
	Múltiple admisión	NB 1	991417
	Salida de escape	NFT 1	991418
	Tapa termostato	NB 1	991419
	Junta bomba inyectora	NB 1	991422
	Junta	NB 1	991425
	Junta entre colectores	NB 1	991429
	Junta llenado de aceite	NB 1	991431
	Junta recuperador gases	AC 1	991433
	Junta cuerpo acelerador	NB 1	991436
	Porta retén bancada trasero	NB 1	991441
	O´ring G 8.5 x 2	GS 4	
	O´ring G 21.89 x 2.62	GS 1	
	Kit de retenes completo		R991400
	Jgo. retén válvulas (8)	P 1	R961910P
	Jgo. retén válvulas (4)	P 1	R991410P
	Retén bancada 72 x 96 x 9	S 1	R950311S
	Retén distribución 30 x 46 x 8	S 1	R950512S
	Retén árbol de levas 35 x 50 x 8	S 1	R910513S



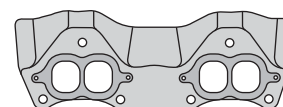
991407



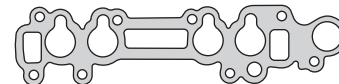
991410



991411



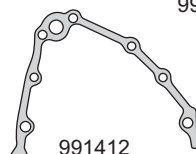
991415



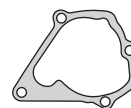
991417



991418



991412



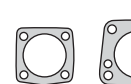
991414



991418



991419



991422



991425



991431



G 21.89 x 2.62



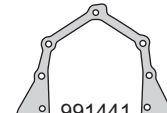
991433



991436



G 8.5 x 2



991441



R950311S



R950512S



R910513S



R991410P



R961910P

HYUNDAI

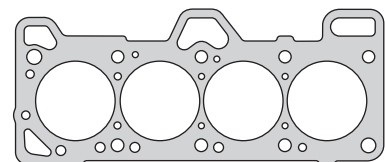


Motor / Engine	Cm ³	HP	Ø
G4EK	1495	67	75.5
G4K	1495	90	75.5
G4E (SOHC) 12V	1495	92	75.5

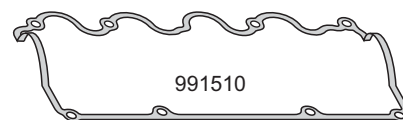
Hyundai: Accent, Elantra 1999/...
S-Coupe 1992/95



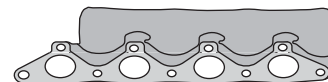
Nº OE	Descripción / Description	Mat.	Ref.
	Jgo. de juntas para motor		991500-R-MLS
	Jgo. juntas tapa cilin. Ø 77.0 ± 1.00	MLS	1 991508
	Sellador líquido - caucho de silicona		TRN0085G
	Junta tapa válvulas	GS	1 991510
	Junta distribución	NB	1 991512
	Bomba de agua	NB	1 991514
	Múltiple escape con defelector	FCH	1 991515
	Jgo. múltiple admisión (4)	GS	1 991517
	Múltiple admisión	NB	1 991517-1
	Junta bomba inyectora	NB	1 991522
	Junta entre colectores	NB	1 991529
	Junta base filtro de aceite	NB	1 991530
	Junta chupador bomba de aceite	NB	1 991531
	Junta porta retén bancada	NB	1 991541
	Arandela especial tapón cárter A 14 x 19 x 2.30 A	AL	1
	Anillo G 9.8 x 12/14.8 x 5.2	GS	4
	O´ring G 8 x 2	GS	4
	O´ring G 7.52 x 3.53	GS	4
	O´ring G 10.77 x 2.62	GS	2
	O´ring G 32 x 3.90	S	1
	Kit de retenes completo		R991500
	Jgo. retén válvulas (12)	P	1 R991510P
	Retén bancada 72 x 96 x 9	S	1 R950311S
	Retén distribución 35 x 48 x 8	S	1 R991612S
	Retén distribución 35 x 50 x 8	S	1 R960013S



991508



991510



991515



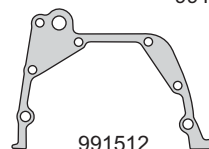
991517



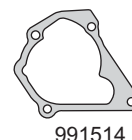
991517-1



991529



991512



991514



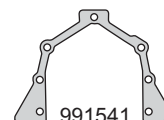
991522



991531



991530



991541



G 32 x 3.90



G 9.8 x 12/14.8 x 5.2



A 14 x 19 x 2.30 A



G 10.77 x 2.62



G 7.52 x 3.53



G 8 x 2



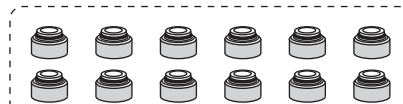
R950311S



R991612S



R960013S



R991510P

HYUNDAI

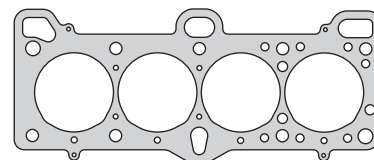


Motor / Engine	Cm ³	HP	Ø
G4K (DOHC) 16V	1495	99	75.5

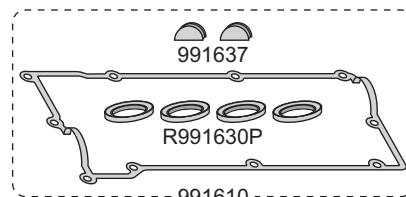
Hyundai: Accent 1996/...



Nº OE	Descripción / Description	Mat.	Ref.
	Jgo. de juntas para motor		991600-R MLS
	Junta tapa cilindros Ø 77.5 ± 1.05	MLS	1 991608
	Conj. junta tapa válvulas (7)	GS	1 991610
	Junta para cárter	NB	1 991611
	Junta distribución	NB	1 991612
	Bomba de agua	NB	1 991614
	Múltiple escape	FCH	1 991615
	Múltiple admisión	NB	1 991617
	Salida de escape	FCH	1 991618
	Junta termostato	NB	1 991619
	Junta bomba inyectora	NB	1 991622
	Anillo cierre inyector 25 x 44 x 1.06	P	4 R991630P
	Junta	NB	2 991630
	Junta llenado de aceite	NB	1 991631
	Guarnición medialuna árbol levas	GS	2 991637
	Porta retén bancada trasero	NB	1 991641
	Kit de retenes completo		R991600
	Jgo. retén válvulas (16)	P	1 R951610P
	Retén bancada 72 x 96 x 9	S	1 R950311S
	Retén distribución 35 x 48 x 8	S	1 R991612S
	Retén árbol de levas 35 x 50 x 8	S	2 R910513S



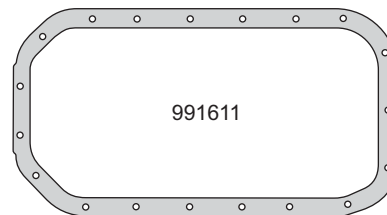
991608



991637

R991630P

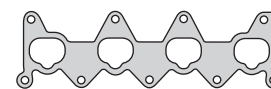
991610



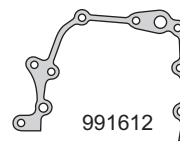
991611



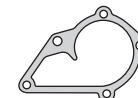
991615



991617



991612



991614



991618



991619



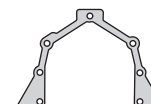
991622



991630



991631



991641



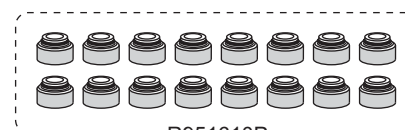
R950311S



R991612S



R910513S



R951610P

HYUNDAI



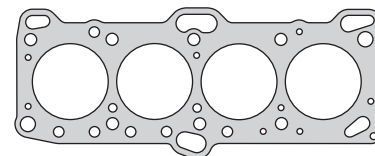
Motor / Engine **Cm³** **HP** **Ø**

G4CR	1595	104/112	82.3
G4CN	1836	124	81.5
<small>(DOHC) 16V</small>			

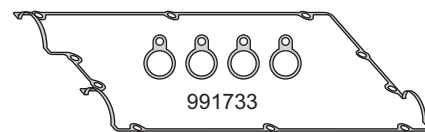
Hyundai: Elantra, Lantra 1990/95
Elantra, Lantra 1993/95



Nº OE	Descripción / Description	Mat.	Ref.
	Jgo. de juntas para motor		991700-R
	Junta tapa cilindros Ø 83.5 ± 1.70	NFT	1 991707
	Junta tapa válvulas	GS	1 991710
	Junta para cárter	NB	1 991711
	Junta distribución	NB	1 991712
	Bomba de agua	NB	1 991714
	Múltiple de escape	FCH	1 991715
	Múltiple de admisión	NB	1 991717
	Junta filtro aceite	NB	1 991727
	Junta	NB	1 991730
	Junta bomba aceite	NB	1 991731
	Guarnición junta tapa válvulas	GS	4 991733
	Porta retén bancada trasera	NB	1 991734
	Arandela tapón cárter A 14 x 19 x 2.30 A	AL	1
	O'ring G 9 x 2.10	GS	1
	O'ring G 26.64 x 2.62	GS	1
	O'ring G 31 x 4	S	1
	Kit de retenes completo		R991700
	Jgo. retén válvulas (16)	P	1 R963310P
	Retén bancada 80 x 96 x 9	S	1 R520811S
	Retén distribución 44 x 60 x 7	S	1 R950312S
	Retén árbol de levas 35 x 50 x 8	S	2 R960013S
	Retén auxiliar 20 x 30 x 7	P	1 R961315P

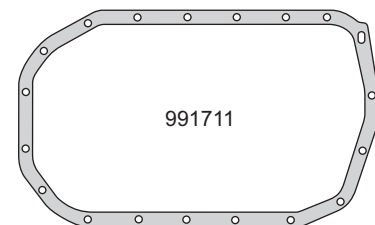


991707



991733

991710



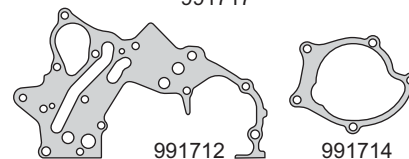
991711



991715



991717



991712

991714



991727



991730



991731



G 31 x 4



991734



G 9 x 2.10



A 14 x 19 x 2.30 A



G 26.64 x 2.62



R520811S



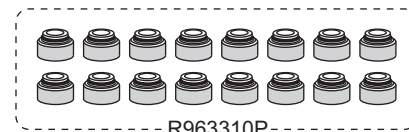
R950312S



R960013S



R961315P



R963310P

HYUNDAI



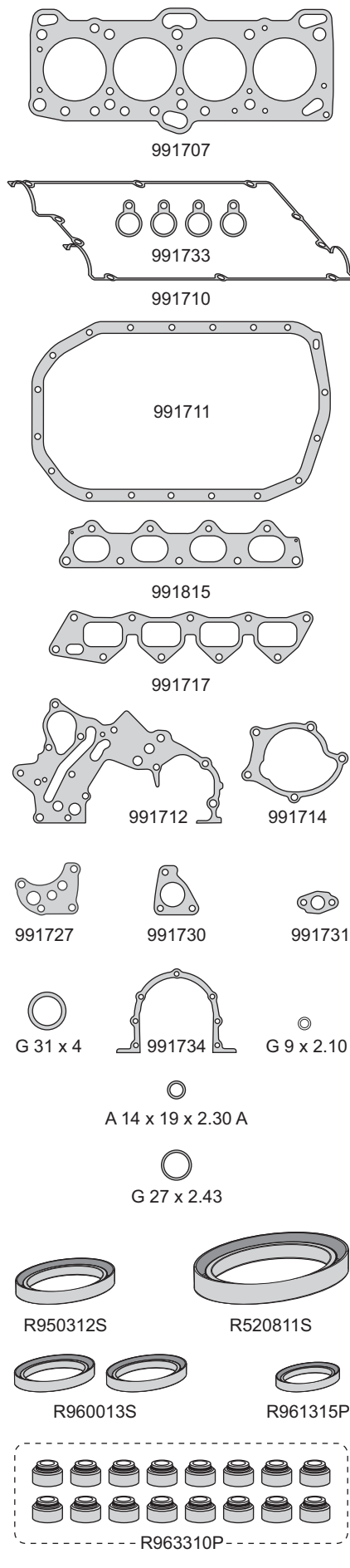
Motor / Engine **Cm³** **HP** **Ø**

G4CR	1595	104/112	82.3
G4CN	1836	124	81.5
(DOHC) 16V			

Hyundai: Elantra, Lantra 1993/95
Elantra, Lantra 1993/95



Nº OE	Descripción / Description	Mat.	Ref.
	Jgo. de juntas para motor	●	991800-R
	Junta tapa cilindros Ø 83.5 \pm 1.70	NFT	1 991707
	Junta tapa válvulas	GS	1 991710
	Junta para cárter	NB	1 991711
	Junta distribución	NB	1 991712
	Bomba de agua	NB	1 991714
	Múltiple de escape	AC	1 991815
	Múltiple de admisión	NB	1 991717
	Junta filtro aceite	NB	1 991727
	Junta	NB	1 991730
	Junta bomba aceite	NB	1 991731
	Guarnición junta tapa válvulas	GS	4 991733
	Porta retén bancada trasera	NB	1 991734
	Arandela tapón cárter A 14 x 19 x 2.30 A	AL	1
	O'ring G 9 x 2.10	GS	1
	O'ring G 26.64 x 2.62	GS	1
	O'ring G 31 x 4	S	1
	Kit de retenes completo		R991700
	Jgo. retén válvulas (16)	P	1 R963310P
	Retén bancada 80 x 96 x 9	S	1 R520811S
	Retén distribución 44 x 60 x 7	S	1 R950312S
	Retén árbol de levas 35 x 50 x 8	S	2 R960013S
	Retén auxiliar 20 x 30 x 7	P	1 R961315P




HYUNDAI

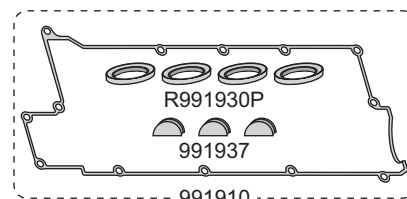


Motor / Engine	Cm ³	HP	Ø
G4DR (DOHC) 16V	1599	84/114	77.4

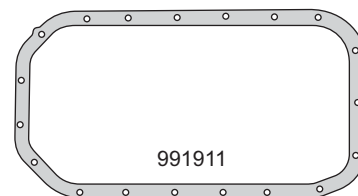
Hyundai: Lantra, Elantra, Coupe 1995/00



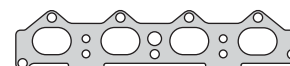
991908



991910



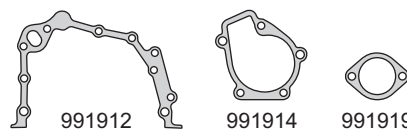
991911



991915



991917



991912

991914

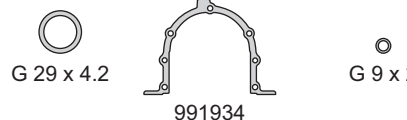
991919



990727

991928

990729



G 29 x 4.2

991934

G 9 x 2

A 18.5 x 24 x 1 A



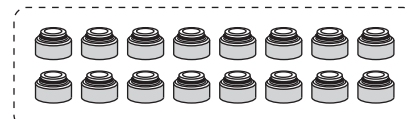
R910511S



R990712S



R910513S



R990710P

Nº OE	Descripción / Description	Mat.	Ref.
	Jgo. de juntas para motor		991900-R MLS
	Junta tapa cilindros Ø 79.0 ± 0.80	MLS	1 991908
	Conj. junta tapa válvulas (8)	GS	1 991910
	Junta para cárter	NB	1 991911
	Junta distribución	NB	1 991912
	Bomba de agua	NB	1 991914
	Múltiple escape	AC	1 991915
	Múltiple admisión	NB	1 991917
	Junta termostato	NB	1 991919
	Junta chupador aceite	NB	1 990727
	Junta bomba combustible	NB	2 991928
	Junta cuerpo termostato	NB	1 990729
	Anillo cierre inyección	P	4 R991930P
	Porta retén bancada trasero	NB	1 991934
	Guarnición medialuna árbol levas	GS	3 991937
	Arandela A 18.5 x 24 x 1 A	AL	1
	O´ring G 9 x 2	GS	1
	O´ring G 29 x 4.2	GS	1
	Kit de retenes completo		R991900
	Jgo. retén válvulas (16)	P	1 R990710P
	Retén bancada 80 x 96 x 9	S	1 R910511S
	Retén distribución 37.6 x 49 x 7.5	S	1 R990712S
	Retén árbol de levas 35 x 50 x 8	S	1 R910513S

HYUNDAI

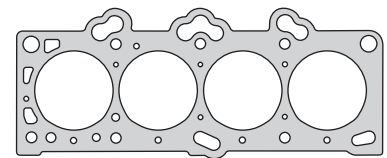


Motor / Engine	Cm ³	HP	Ø
G4DM	1795	128	82
G4GM	1795	95	82
G4GF (DOHC) 16V	1975	138/140	82

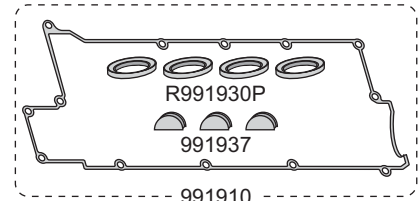
Hyundai: Lantra 1995/97, Elantra 1996/01, Coupe 1996/01, Tiburon 1996/97 Coupe 1996/99, Tiburon 1997/... Lantra 1997/00



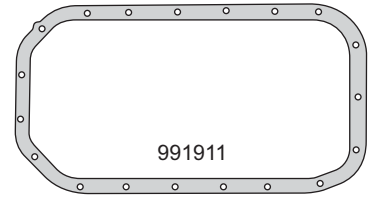
Nº OE	Descripción / Description	Mat.	Ref.
	Jgo. de juntas para motor	●	992100-R
	Junta tapa cilindros Ø 84.0 ± 1.70	GFT	1 992107
	Conj. junta tapa válvulas (8)	GS	1 991910
	Junta para cárter	NB	1 991911
	Junta distribución	NB	1 991912
	Bomba de agua	NB	1 991914
	Múltiple escape	AC	1 991915
	Múltiple admisión	NB	1 991917
	Junta termostato	NB	1 991919
	Junta chupador aceite	NB	1 990727
	Junta bomba combustible	NB	2 991928
	Junta cuerpo termostato	NB	1 990729
	Anillo cierre inyección	P	4 R991930P
	Porta retén bancada trasera	NB	1 991934
	Guarnición medialuna árbol levas	GS	3 991937
	Arandela A 18.5 x 24 x 1 A	AL	1
	O´ring G 9 x 2	GS	1
	O´ring G 29 x 4.2	GS	1
	Kit de retenes completo		R991900
	Jgo. retén válvulas (16)	P	1 R990710P
	Retén bancada 80 x 96 x 9	S	1 R910511S
	Retén distribución 37.6 x 49 x 7.5	S	1 R990712S
	Retén árbol de levas 35 x 50 x 8	S	1 R910513S



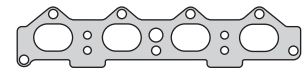
992107



991910



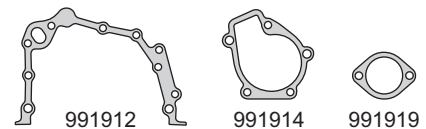
991911



991915



991917



991912

991914

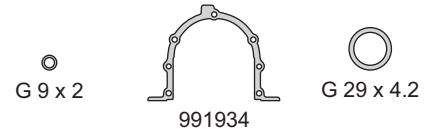
991919



990727

991928

990729



G 9 x 2

991934

G 29 x 4.2



A 18.5 x 24 x 1 A



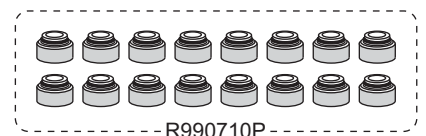
R910511S



R990712S



R910513S



R990710P

HYUNDAI

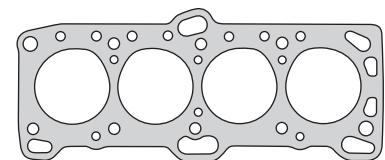


Motor / Engine	Cm ³	HP	Ø
G4M (SOHC) 8V	1795	95	80.5

Hyundai: Sonata 1988/96



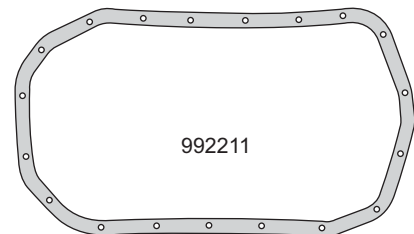
Nº OE	Descripción / Description	Mat.	Ref.
	Jgo. de juntas para motor		992200-R
	Junta tapa cilindros Ø 83.0 ± 1.60	NFT	1 992207
	Junta tapa válvulas	GS	1 963410
	Junta para carter	CG	1 992211
	Junta distribución	NB	1 963412
	Jgo. gomas frente motor (2)	GS	1 963413
	Bomba de agua	NB	1 992214
	Múltiple de escape	FCH	1 992215
	Múltiple admisión	NB	1 963417
	Salida de escape	AC	1 963418
	Salida de escape	AC	1 963418-1
	Tapa termostato	NB	1 992219
	Filtro aceite	NB	1 963427
	Bomba aceite	NB	1 963431
	Recuperador gases	NB	1 992233
	Bancada trasera	NB	1 963434
	Codo agua	NB	2 963435
	Guarnición fijación tapa válvulas 7.9 x 22 x 10.2	GS	2 963440
	O´ring G 8.6 x 2.40	GS	4
	Kit de retenes completo		R963400
	Jgo. retén válvulas (8)	P	1 R910510P
	Retén bancada 80 x 96 x 9	S	1 R520811S
	Retén distribución 44 x 60 x 7	S	1 R950312S
	Retén árbol de levas 35 x 50 x 8	S	1 R960013S
	Retén auxiliar 25 x 35 x 6	S	1 R950615S
	Retén auxiliar 17 x 28 x 7	P	1 R300749P



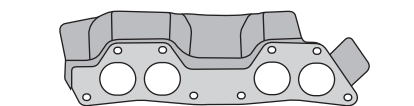
992207



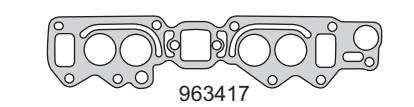
963410



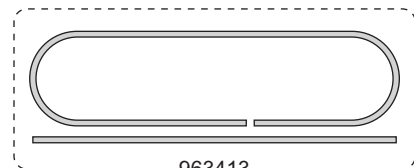
992211



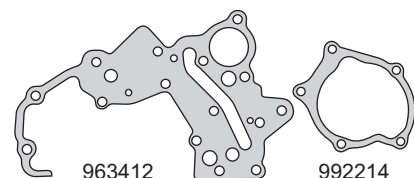
992214



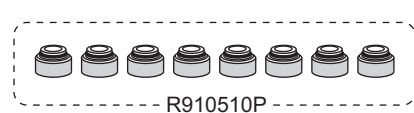
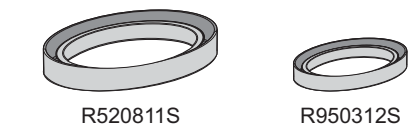
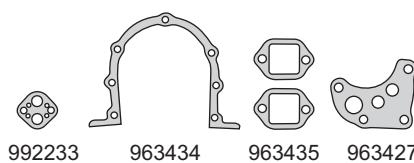
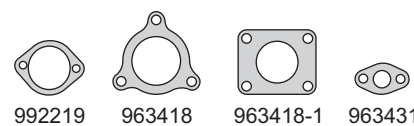
963417



963412



992214



HYUNDAI



Motor / Engine **Cm³** **HP** **Ø**

D4EA
(SOHC) 16V

1991

143

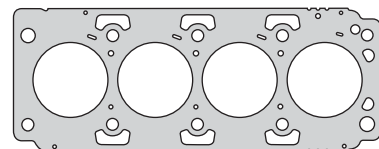
83

Hyundai: Sonata TCI, Tucson TCI 2005/...

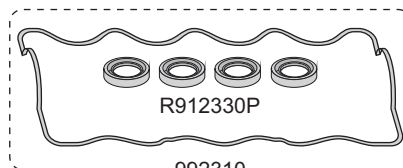
DIESEL



Nº OE	Descripción / Description	Mat.	Ref.
	Jgo. de juntas para motor		992300-R MLS
	Junta tapa cilindros Ø 84.5 \pm 1.10	MLS	992308-1M
	Junta tapa cilindros Ø 84.5 \pm 1.20	MLS	992308-2M
	Junta tapa cilindros Ø 84.5 \pm 1.30	MLS	1 992308-3M
	Jgo. tornillos tapa cilindros		B911500
	Sellador líquido - caucho de silicona		TRN0085G
	Conj. junta tapa válvulas (5)	GS	1 992310
	Jgo. guarnición frente motor (3)	GS	1 992312
	Jgo. guarnición frente motor (4)	GS	1 992313
	Bomba de agua	SLS	1 992314
	Múltiple escape	AC	1 992315
	Múltiple admisión	SLS	1 992317
	Salida escape	AC	1 992318
	Salida escape	AC	1 992318-1
	Junta termostato	NFT	1 992319
	Junta	NB	1 992322
	Guarnición goma	GS	1 992327
	Anillo cierre inyector	P	4 R992330P
	Junta bomba aceite	NFT	1 992331
	Guarnición goma G 31 x 45 x 6.7	GS	1 992338
	Válvula EGR	AC	2 992339
	Guarnición árbol de levas G 70 x 80 x 6.4	GS	1 992340
	Guarnición goma	GS	4 992346
	Guarnición tapón goma	GS	1 992347
	Guarnición goma	GS	2 992348
	Guarnición goma	GS	1 992349
	Guarnición goma	GS	1 992350
	O´ring G 7 x 2	GS	1
	O´ring G 9 x 2	GS	1
	O´ring G 17.04 x 3.53	GS	1
	O´ring G 20.3 x 2.62	GS	1
	O´ring G 34.29 x 5.33	GS	1
	Anillo G 26 x 30 x 3.70	S	1
	Arandela A 7.5 x 15 x 1.60 C	CU	4
	Arandela A 10 x 15.5 x 1 C	CU	2
	Arandela A 12 x 18 x 1 C	CU	2
	Arandela A 14 x 20 x 2 A	AL	1
	Arandela A 16 x 23.5 x 1 C	CU	1
	Kit de retenes completo		R992300
	Jgo. retén válvulas (16)	V	1 R992310V
	Retén bancada 91 x 111 x 9	P	1 R960011P
	Retén árbol de levas 36 x 50 x 7	P	1 R992312P
	Retén árbol de levas trasero 32 x 45 x 6	P	1 R992313P



992308



R912330P

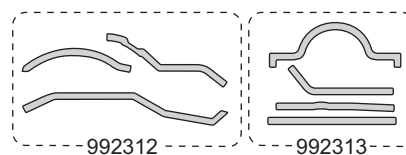
992310



992315

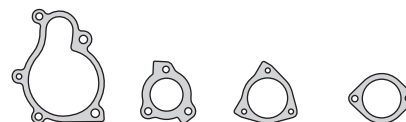


992317



992312

992313



992314

992318

992318-1

992319




992322

992327

992331

992339



992340

992338

992347



992346

992348

992349

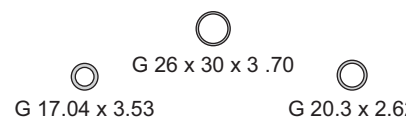
992350



G 7 x 2

G 34.29 x 5.33

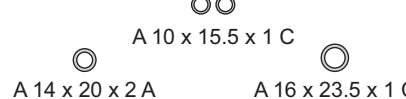
G 9 x 2



G 26 x 30 x 3.70

G 17.04 x 3.53

G 20.3 x 2.62



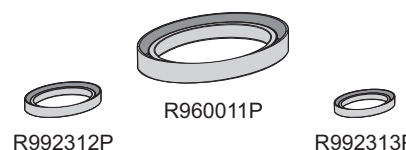
A 10 x 15.5 x 1 C

A 14 x 20 x 2 A

A 16 x 23.5 x 1 C



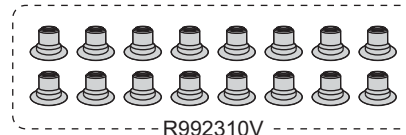
A 7.5 x 15 x 1.60 C



R960011P

R992312P

R992313P



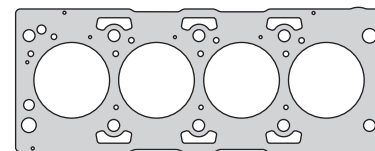
R992310V

HYUNDAI

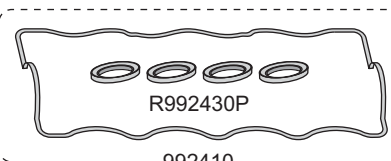


Motor / Engine	Cm ³	HP	Ø
D4EA (SOHC) 16V	1991	143	83
DIESEL			

Hyundai: Tucson TCI 2005/09
Sonata TCI 2005/06



992408



R992430P

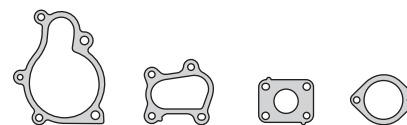
992410



992415



992417



992414

992418

992418-1

992419



992429

992434

992435

992436



992442

992438

992439



G 19.5 x 2.53

G 34 x 5.40

G 23.5 x 3.57



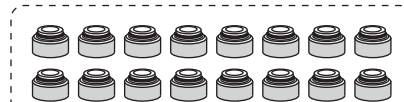
R960011S



R981312S



R992413S



R992410P

Nº OE	Descripción / Description	Mat.	Ref.
	Jgo. de juntas para motor		992400-R MLS
	Junta tapa cilindros Ø 84.5 \pm 1.05	MLS 1	992408-SM
	Junta tapa cilindros Ø 84.5 \pm 1.23	MLS	992408-2M
	Junta tapa cilindros Ø 84.5 \pm 1.33	MLS	992408-3M
	Jgo. tornillos tapa cilindros		B911500
	Sellador líquido - caucho de silicona		TRN0085G
	Conj. junta tapa válvulas (5)	GS 1	992410
	Bomba de agua	SLS 1	992414
	Múltiple escape	AC 1	992415
	Múltiple admisión	SLS 1	992417
	Salida de escape	AC 1	992418
	Salida de escape	AC 1	992418-1
	Junta termostato	NB 1	992419
	Acople bomba de agua	NB 1	992429
	Anillo cierre inyección 21 x 35 x 8	P 4	R992430P
	Junta válvula EGR	FCH 1	992434
	Junta válvula EGR	AC 1	992435
	Junta válvula EGR	AC 1	992436
	Junta	NB 4	992438
	Junta	NB 2	992439
	Junta turbo compresor	NB 1	992442
	O´ring G 18.77 x 2.62	GS 1	
	O´ring G 23.59 x 3.57	GS 1	
	O´ring G 34.29 x 5.33	GS 1	
	Kit de retenes completo		R992400
	Jgo. retén válvulas (16)	P 1	R992410P
	Retén bancada 91 x 111 x 9	S 1	R960011S
	Retén distribución 32 x 45 x 6	S 1	R981312S
	Retén árbol de levas 36 x 50 x 7	S 1	R992413S

HYUNDAI



Motor / Engine **Cm³** **HP** **Ø**

G4CP
(DOHC) 16V

1997

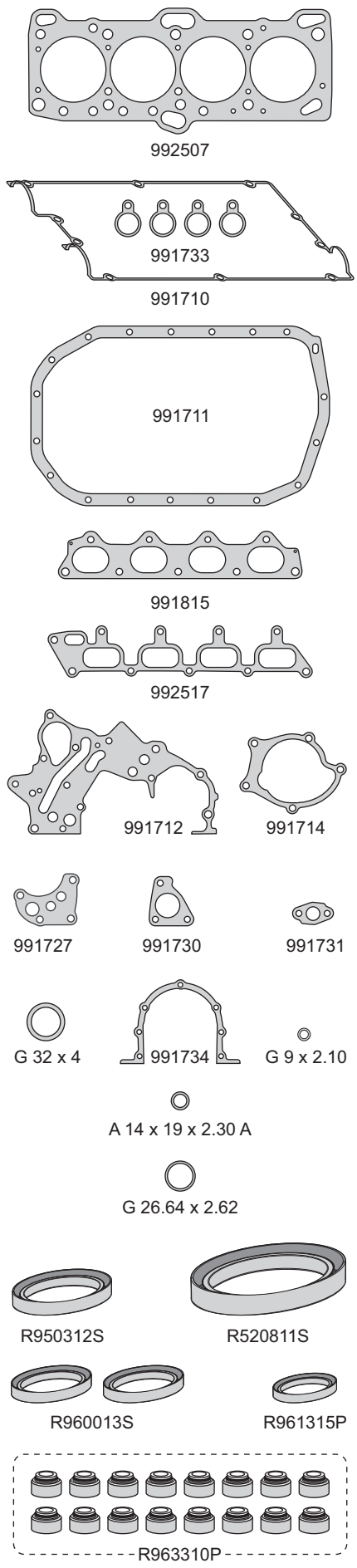
127

85

Hyundai: Sonata 1994/...



Nº OE	Descripción / Description	Mat.	Ref.
	Jgo. de juntas para motor	●	992500-R
	Junta tapa cilindros Ø 86.5 \pm 1.70	NFT	1 992507
	Junta tapa válvulas	GS	1 991710
	Junta para cárter	NB	1 991711
	Junta distribución	NB	1 991712
	Bomba de agua	NB	1 991714
	Múltiple de escape	AC	1 991815
	Múltiple de admisión	NB	1 992517
	Junta filtro aceite	NB	1 991727
	Junta	NB	1 991730
	Junta bomba aceite	NB	1 991731
	Guarnición junta tapa válvulas	GS	4 991733
	Porta retén bancada trasera	NB	1 991734
	Arandela tapón cárter A 14 x 19 x 2.30 A	AL	1
	O'ring G 9 x 2.10	GS	1
	O'ring G 26.64 x 2.62	GS	1
	O'ring G 32 x 4	S	1
	Kit de retenes completo		R991700
	Jgo. retén válvulas (16)	P	1 R963310P
	Retén bancada 80 x 96 x 9	S	1 R520811S
	Retén distribución 44 x 60 x 7	S	1 R950312S
	Retén árbol de levas 35 x 50 x 8	S	2 R960013S
	Retén auxiliar 20 x 30 x 7	P	1 R961315P

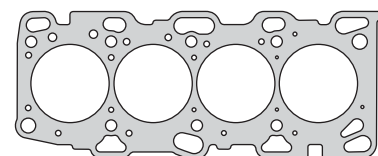


HYUNDAI

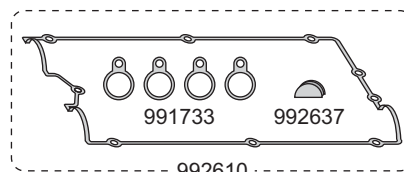


Motor / Engine	Cm ³	HP	Ø
G4JP (DOHC) 16V	1997	136	85

Hyundai: Trajet 2000/04, Sonata 2001/04
Santa Fe 2000/05



992608



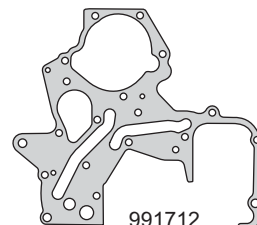
992610



991815



992617



991712



992631

G 26.64 x 2.62

G 32 x 4

A 14 x 19 x 2.30 A



R961511S



R950312S



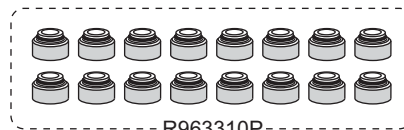
R960013S



R950615P



R961315P



R963310P

Nº OE	Descripción / Description	Mat.	Ref.
	Jgo. de juntas para motor		992600-R MLS
	Junta tapa cilindros Ø 86.5 ± 0.35	MLS 1	992608
	Sellador líquido - caucho de silicona		TRN0085G
	Jgo. tornillos tapa cilindros (HAD12038)		B992600
	Conj. junta tapa válvulas (6)	GS 1	992610
	Junta frente motor	NB 1	991712
	Múltiple de escape	AC 1	991815
	Múltiple de admisión	SLS 1	992617
	Junta bomba aceite	NB 1	992631
	Guarnición junta tapa válvulas	GS 4	991733
	Guarnición medialuna árbol levas	GS 1	992637
	Arandela tapón cárter A 14 x 19 x 2.30 A	AL 1	
	O'ring G 26.64 x 2.62	GS 1	
	O'ring G 32 x 4	GS 2	
	Kit de retenes completo		R992600
	Jgo. retén válvulas (16)	P 1	R963310P
	Retén bancada 85 x 103 x 8	S 1	R961511S
	Retén distribución 44 x 60 x 7	S 1	R950312S
	Retén árbol de levas 35 x 50 x 8	S 2	R960013S
	Retén auxiliar 25 x 35 x 6	P 1	R950615P
	Retén auxiliar 20 x 30 x 7	P 1	R961315P

HYUNDAI

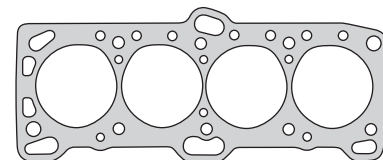


Motor / Engine	Cm ³	HP	Ø
G4CS (SOHC) 8V	2351	110/115	86.5

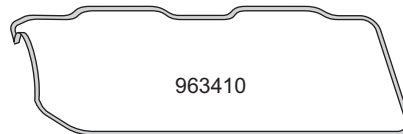
Hyundai: Sonata 1989/93, H100 1993/...
H1 1997/00



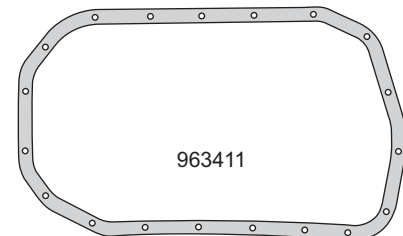
Nº OE	Descripción / Description	Mat.	Ref.
	Jgo. de juntas para motor		992700-R
	Junta tapa cilindros Ø 88.0 ±1.70	NFT	1 992707
	Jgo. tornillos tapa cilindros		B950600
	Junta tapa válvulas	GS	1 963410
	Junta para carter	CG	1 963411
	Junta distribución	NB	1 963412
	Jgo. gomas frente motor (2)	GS	1 963413
	Bomba de agua	NB	1 963414
	Múltiple de escape	FCH	1 992715
	Múltiple admisión	NB	1 963417
	Salida de escape	AC	1 963418
	Salida de escape	AC	1 963418-1
	Tapa termostato	NB	1 963419
	Filtro aceite	NB	1 963427
	Bomba aceite	NB	1 963431
	Recuperador gases	NB	1 963433
	Bancada trasera	NB	1 963434
	Codo agua	NB	2 963435
	Arandela fijación tapa válvulas	GS	4 963440
	O´ring G 8 x 2.30	GS	4
	Kit de retenes completo		R963400
	Jgo. retén válvulas (8)	P	1 R910510P
	Retén bancada 80 x 96 x 9	S	1 R520811S
	Retén distribución 44 x 60 x 7	S	1 R950312S
	Retén árbol de levas 35 x 50 x 8	S	1 R960013S
	Retén auxiliar 25 x 35 x 6	S	1 R950615S
	Retén auxiliar 17 x 28 x 7	P	1 R300749P



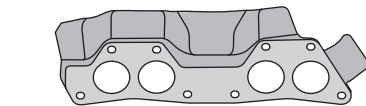
992707



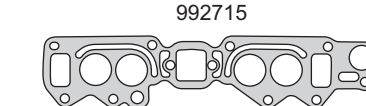
963410



963411



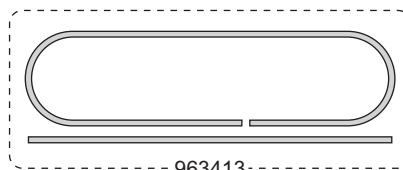
963414



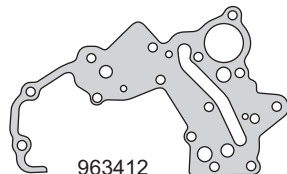
992715



963417



963413



963412



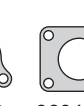
963414



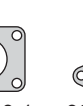
963419



963418



963418-1



963431



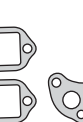
963433



963434



963435



963427



993440



G 8.6 x 2.40



R520811S



R950312S



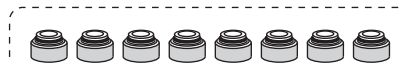
R960013S



R950615S



R300749P



R910510P

HYUNDAI



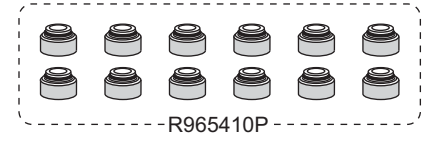
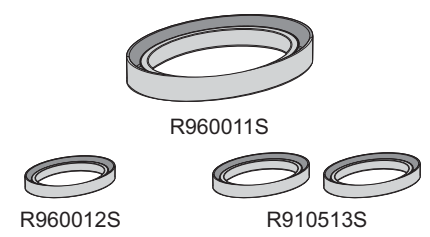
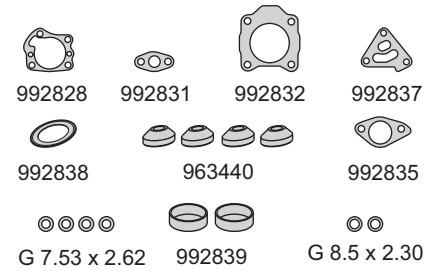
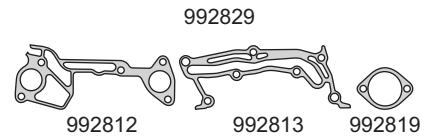
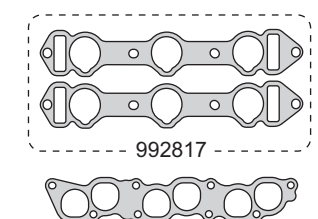
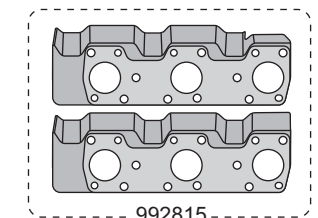
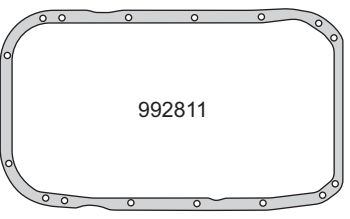
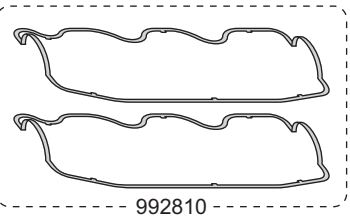
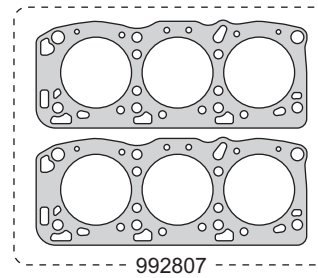
Motor / Engine **Cm³** **HP** **Ø**

G6AT **2972** **161** **91.1**

Hyundai: Sonata 1992/98, Galloper 1998/...



Nº OE	Descripción / Description	Mat.	Ref.
	Jgo. de juntas para motor		992800-R
	Jgo. junta tapa cilin. Ø 93.0 ±1.70 (2)	NFT 1	992807
	Conj. junta tapa válvulas (2)	GS 1	992810
	Junta para cárter	CG 1	992811
	Junta frente motor	GS 1	992812
	Junta frente motor	GS 1	992813
	Jgo. múltiple escape (2)	AC 1	992815
	Jgo. múltiple admisión (2)	FCH 1	992817
	Junta termostato	NB 1	992819
	Cuerpo bomba de aceite	NB 1	992828
	Junta entre colectores	SLS 1	992829
	Bomba de aceite	NB 1	992831
	Base inyección	NB 1	992832
	Retorno aceite	NB 1	992835
	Entrada aire	NB 1	992837
	Guarnición goma 35 x 53 x 2.85	GS 1	992838
	Tapón árbol de levas 46 x 50 x 13.5	ACP 2	992839
	Guarnición fijación tapa de válvulas 7.9 x 22 x 10.2	GS 4	993440
	Arandela tapón cárter A 15 x 20 x 1.70	AL 1	
	Guarnición G 33.5 x 52.5 x 2.3	GS 1	
	O'ring G 7.53 x 2.62	GS 6	
	O'ring G 8.5 x 2.30	GS 2	
	O'ring G 15.47 x 3.53	GS 1	
	O'ring G 30 x 4	GS 1	
	Kit de retenes completo		R992800
	Jgo. retén válvulas (12)	P 1	R965410P
	Retén bancada 91 x 111 x 9	S 1	R960011S
	Retén distribución 37 x 50 x 6	S 1	R960012S
	Retén árbol de levas 35 x 50 x 8	S 2	R910513S



HYUNDAI

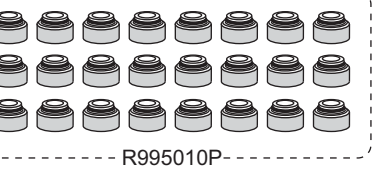
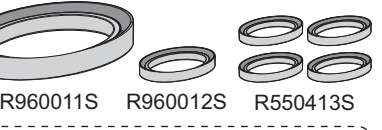
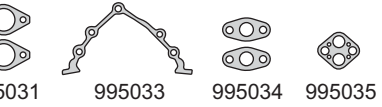
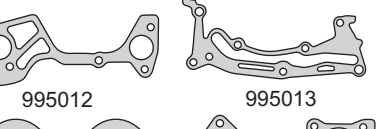
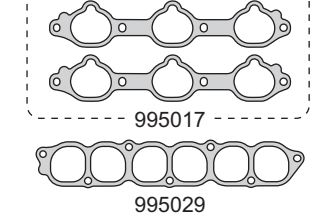
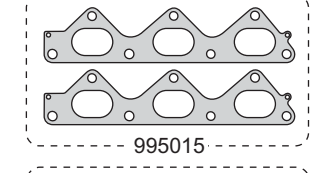
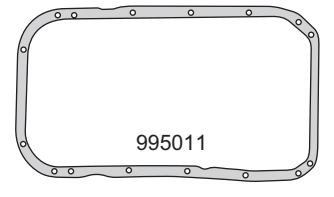
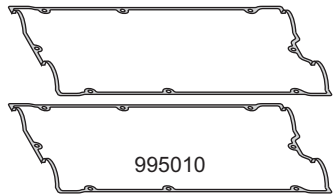
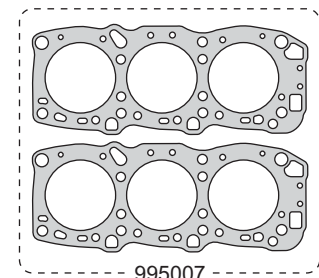


Motor / Engine	Cm ³	HP	Ø
G6CT (DOHC) V6 24V	2972	197	91.1

Hyundai: Sonata, Galloper 1999/...



Nº OE	Descripción / Description	Mat.	Ref.
	Jgo. de juntas para motor	●	995000-R
	Jgo. junta tapa cilin. Ø 93.0 ± 1.80 (2)	GFT	1 995007
	Junta tapa válvulas	GS	2 995010
	Junta para cárter	CG	1 995011
	Junta frente árbol de levas	NB	1 995012
	Junta frente motor	NB	1 995013
	Jgo. múltiple escape (2)	AC	1 995015
	Jgo. múltiple admisión (2)	SLS	1 995017
	Salida de escape	FCH	2 995018
	Junta entre colectores	SLS	1 995029
	Base termostato	NB	1 995030
	Retorno aceite	NB	2 995031
	Junta válvula mariposa	NB	1 995032
	Junta porta retén bancada	NB	1 995033
	Junta recuperación gases - EGR	NFT	2 995034
	Junta recuperación gases - EGR	AC	1 995035
	Junta salida refrigerante	NB	1 995037
	Guarnición protección bujías	GS	6 995038
	Tapón ciego	GS/AC	4 995039
	Junta retorno agua	NB	1 995040
	Junta	NB	1 995041
	Brida aceite	NB	1 995042
	Junta	NB	1 995043
	Junta	NB	1 995044
	Arandela A 12.5 x 18 x 1 C	CU	8
	Arandela A 14.5 x 20 x 2 A	AL	1
	O´ring G 8 x 2	GS	4
	O´ring G 21.82 x 3.53	GS	1
	O´ring G 36 x 4	GS	2
	Kit de retenes completo		R995000
	Jgo. retén válvulas (24)	P	1 R995010P
	Retén bancada 91 x 111 x 9	S	1 R960011S
	Retén distribución 37 x 50 x 6	S	1 R960012S
	Retén árbol de levas 30 x 42 x 8	S	4 R550413S



HYUNDAI

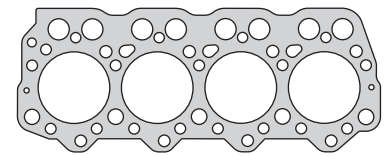


Motor / Engine	Cm ³	HP	Ø
D4AL (SOHC) 8V	3298	120	100
DIESEL			

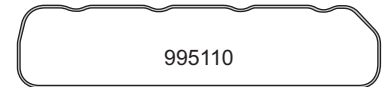
Hyundai: Mighty, County
Turbo Intercooler



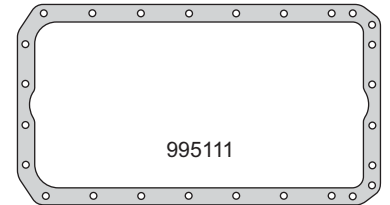
Nº OE	Descripción / Description	Mat.	Ref.
	Jgo. de juntas para motor		995100-R MLS
	Junta tapa cilindros Ø 102.5 x 1.45	MLS	1 995108
	Junta tapa válvulas	GS	1 995110
	Junta para cárter	NB	1 995111
	Tapa distribución	NB	1 995112
	Placa distribución	NB	1 995113
	Jgo. múltiple escape (4)	AC	1 995115
	Jgo. múltiple admisión (4)	NB	1 995117
	Salida de escape	FCH	1 995118
	Junta termostato	NB	1 995119
	Tapa bomba de aceite	NB	1 995127
	Junta	NB	1 995128
	Junta	CG/AC	1 995129
	Chupador aceite	NB	2 995130
	Junta cámara de agua	NB	1 995132
	Tapa bomba de aceite	NB	1 995133
	Cierre bancada	AC/GS	4 995135
	Junta bomba inyección combustible	NB	1 995137
	Junta	NB	1 995140
	Junta	NB	1 995141
	Junta	NB	1 995142
	O'ring G 17 x 3	S	2
	O'ring G 13.94 x 2.62	GS	5
	O'ring G 21.82 x 3.53	GS	2
	O'ring G 21.82 x 3.53	S	6
	O'ring G 60 x 3	GS	2
	O'ring G 98 x 3	GS	1
	O'ring G 135 x 3	GS	1
	Kit de retenes completo		R995100
	Jgo. retén válvulas (8)	P	1 R995110P
	Retén bancada 100 x 124/158 x 14.5	S	1 R995111S
	Retén distribución 55 x 78 x 12	S	1 R920612S



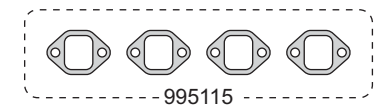
995108



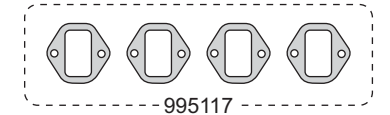
995110



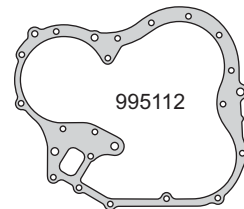
995111



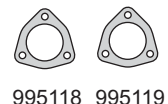
995115



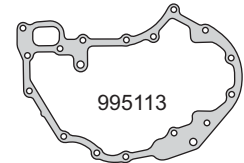
995117



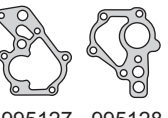
995112



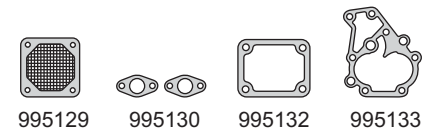
995118 995119



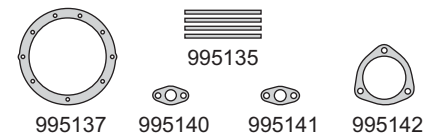
995127



995128



995129 995130 995132 995133



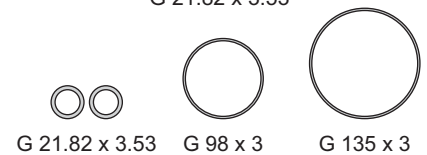
995137 995140 995141 995142



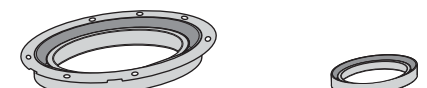
G 60 x 3 G 13.94 x 2.62 G 17 x 3



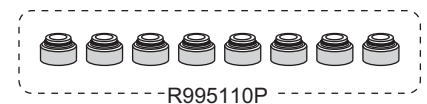
G 21.82 x 3.53



G 21.82 x 3.53 G 98 x 3 G 135 x 3



R995111S R920612S



R995110P

HYUNDAI



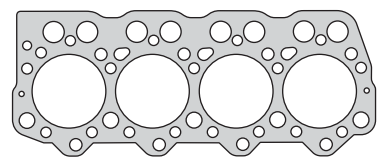
Motor / Engine	Cm³	HP	Ø
D4AF (SOHC) 8V	3568	96	104

Hyundai: Mighty, County

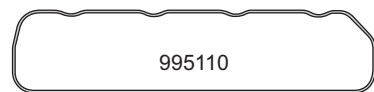


DIESEL

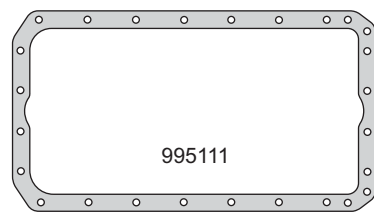
Nº OE	Descripción / Description	Mat.	Ref.
	Jgo. de juntas para motor		995200-R MLS
	Junta tapa cilindros Ø 105.5 ±1.45	MLS	1 995208
	Junta tapa válvulas	GS	1 995110
	Junta para cárter	NB	1 995111
	Tapa distribución	NB	1 995112
	Placa distribución	NB	1 995113
	Jgo. múltiple escape (4)	AC	1 995115
	Jgo. múltiple admisión (4)	NB	1 995117
	Salida de escape	FCH	1 995118
	Junta termostato	NB	1 995219
	Tapa bomba de aceite	NB	1 995127
	Junta	NB	1 995128
	Junta	CG/AC	1 995229
	Chupador aceite	NB	2 995130
	Junta cámara de agua	NB	1 995232
	Tapa bomba de aceite	NB	1 995133
	Cierre bancada	AC/GS	4 995135
	Junta bomba inyección combustible	NB	1 995137
	Junta	NB	1 995140
	Junta	NB	1 995141
	Junta	NB	1 995242
	Junta	NB	1 995243
	O'ring G 17 x 3	GS	4
	O'ring G 13.94 x 2.62	GS	5
	O'ring G 21.89 x 2.62	GS	2
	O'ring G 21.82 x 3.53	GS	6
	O'ring G 60 x 3	GS	2
	O'ring G 98 x 3	GS	1
	O'ring G 135 x 3	GS	1
	Kit de retenes completo		R995200
	Jgo. retén válvulas (8)	P	1 R995110P
	Retén bancada 100 x 120 x 13	S	1 R995211S
	Retén distribución 55 x 78 x 12	S	1 R920612S



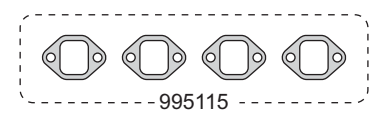
995208



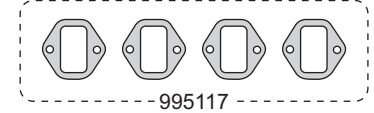
995110



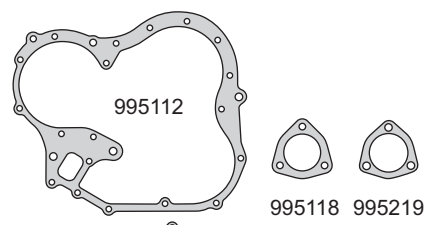
995111



995115

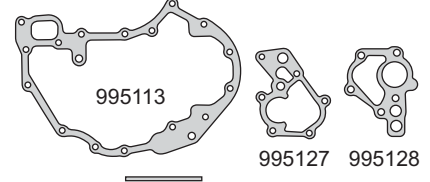


995117



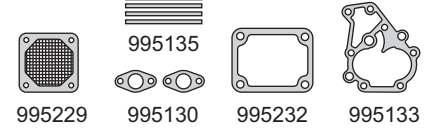
995112

995118 995219



995113

995127 995128

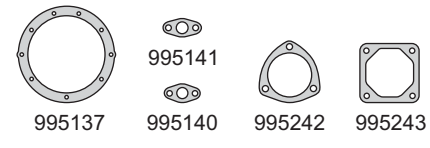


995229

995130

995232

995133

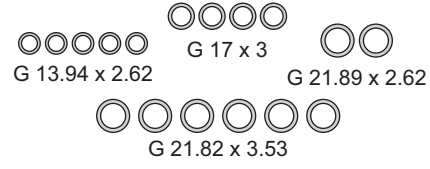


995137

995140

995242

995243

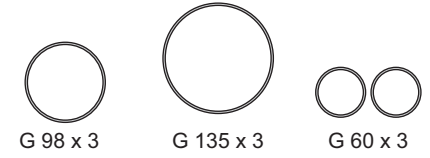


G 17 x 3

G 13.94 x 2.62

G 21.89 x 2.62

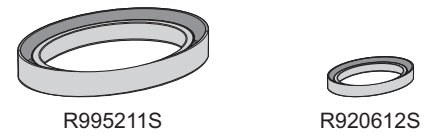
G 21.82 x 3.53



G 98 x 3

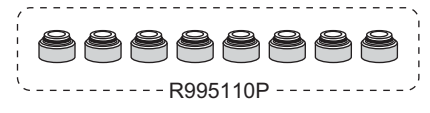
G 135 x 3

G 60 x 3



R995211S

R920612S



R995110P

HYUNDAI



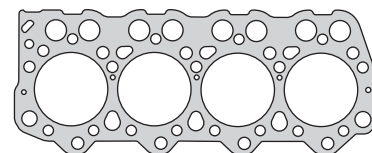
Motor / Engine	Cm ³	HP	Ø
D4DA (SOHC) 8V	3907	155	104

Hyundai: Mighty, County
Turbo Intercooler

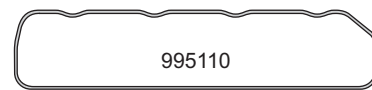


DIESEL

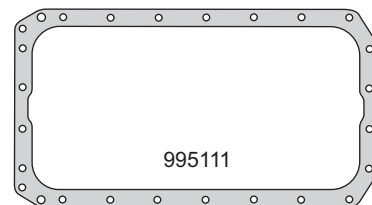
Nº OE	Descripción / Description	Mat.	Ref.
	Jgo. de juntas para motor		995300-R MLS
	Junta tapa cilindros Ø 105.0 ± 1.50	MLS	1 995308
	Junta tapa válvulas	GS	1 995110
	Junta para cárter	NB	1 995111
	Junta frente motor	NB	1 995312
	Jgo. múltiple escape (4)	AC	1 995315
	Jgo. múltiple admisión (4)	NB	1 995117
	Junta subida aceite	NB	1 995328
	Base termostato y tapa trasera tapa cilindros	NB	2 995331
	Tapa radiador aceite	SLS	1 995337
	Junta	NB	1 995340
	Retorno turbo	NB	1 995364
	Arandela cónica A 7 x 13.8 x 3.8	CU	4
	Arandela A 14.5 x 21 x 1 C	CU	1
	Arandela A 14.3 x 21 x 1 A	AL	4
	Arandela A 10.4 x 15.7 x 1 C	CU	14
	Anillo G 22 x 27 x 3.5	S	2
	Anillo G 25 x 30 x 3.5	S	2
	Anillo G 22.5 x 30 x 5.6	S	1
	O'ring G 17 x 3	S	1
	O'ring G 11 x 2.25	GS	1
	O'ring G 21.82 x 3.53	S	2
	O'ring G 98 x 3	GS	1
	O'ring G 135 x 3	GS	1
	Kit de retenes completo		R995100
	Jgo. retén válvulas (8)	P	1 R995110P
	Retén bancada 100 x 124/158 x 14.5	S	1 R995111S
	Retén distribución 55 x 78 x 12	S	1 R920612S



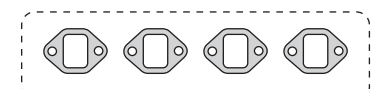
995308



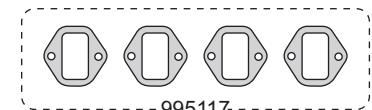
995110



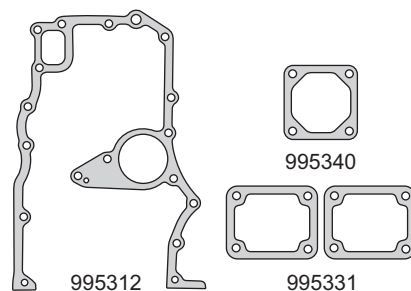
995111



995315



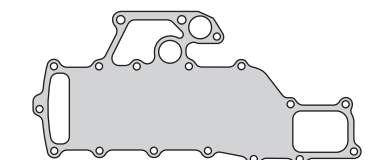
995117



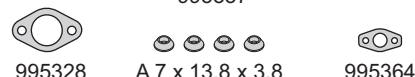
995312

995340

995331



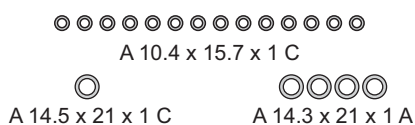
995337



995328

A 7 x 13.8 x 3.8

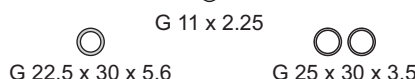
995364



A 10.4 x 15.7 x 1 C

A 14.5 x 21 x 1 C

A 14.3 x 21 x 1 A



G 11 x 2.25

G 22.5 x 30 x 5.6

G 25 x 30 x 3.5



G 17 x 3

G 98 x 3

G 21.82 x 3.53

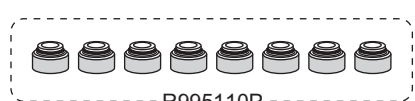
G 135 x 3



R995111S



R920612S



R995110P



taranto

Para garantizar un trabajo óptimo, utilice el Kit de Herramientas Especiales HAK12-38, con su completa línea de puntas en todas la versiones aplicables para cada modelo de cabeza de ajuste.



KIT HAK12-38

Tubos Hexagonales

6 PT Socket



Tubos Torx

Torx Socket



Tubos Estriados

12 PT Socket



Tubos con Punta Torx

Torx Socket Bit



Tubos con Punta Ribe

Ribe Socket Bit



Tubos con Punta Estriada

Torx Spline Socket Bit



Tubos con Punta Hexagonal

Hex. Socket Bit



Goniometro - Torquimetro Taranto.

Diseñado especialmente para facilitar el apriete de los tornillos de tapa de cilindros.

- ▶ HTORQ-110 - Herramienta Torquimetro 19-110NM
- ▶ HTORQ-210 - Herramienta Torquimetro 40-210NM
- ▶ HTORQ-350 - Herramienta Torquimetro 60-350NM
- ▶ HGONIOMETRO - Herramienta de Ajuste Angular - Goniometro
- ▶ HGONIOMETRO-M - Herramienta de Ajuste Angular - Goniometro Magnético



ISUZU



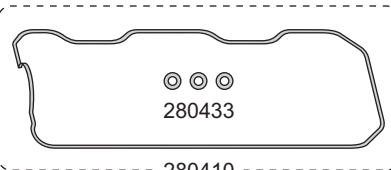
Motor / Engine Cm³ HP Ø

4ZD1
(SOHC) 8V **2254** **88** **89.3**

Isuzu: Luv, Pick Up, Trooper II 1986/95
Impulse 1988/90
Opel: Campo .../1992, Brava 1990/94

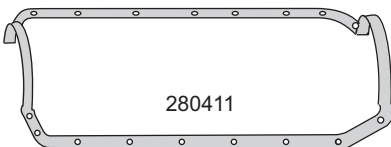


280407



280433

280410



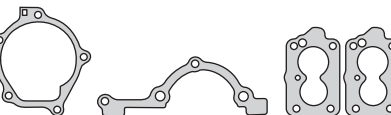
280411



280415



280417



280414

280413

280425



280427

280430

280431

280432



G 64.77 x 2.62



G 35 x 3.5



G 7.52 x 3.53



R240711P



R260312P



R240713P



R280415N



R280410V

Nº OE	Descripción / Description	Mat.	Ref.
	Jgo. de juntas para motor		280400-R
	Junta tapa cilindros Ø 91.0 ± 1.70	NFT	1 280407
	Jgo. tornillos tapa cilindros (HAAH10055/10140)		B280400
	Conj. junta tapa válvulas (4)	GS	1 280410
	Junta para cárter	GS	1 280411
	Base distribución	CB	1 280413
6403172711	Bomba de agua	NB	1 280414
6403122721	Múltiple escape	CHA	1 280415
6403172881	Múltiple admisión	NB	1 280417
	Base carburador	CB	2 280425
	Base filtro aceite	NB	1 280427
	Codo termostato	NB	1 280431
	Junta	NB	1 280430
	Tapa termostato	NB	1 280432
	Arandela fijación tapa de válvulas	GS	3 280433
	O'ring G 64.77 x 2.62	GS	1
	O'ring G 35 x 3.5	GS	1
	O'ring G 7.52 x 3.53	GS	8
	Kit de retenes completo		R280400
	Jgo. retén válvulas (8)	V	1 R280410V
	Retén bancada 95 x 118 x 8.5	P	1 R240711P
	Retén distribución 40 x 56 x 7	P	1 R260312P
	Retén árbol levas 30 x 45 x 8	P	1 R240713P
	Retén bomba de aceite 25 x 40 x 8	N	1 R280415N

ISUZU



Motor / Engine **Cm³** **HP** **Ø**

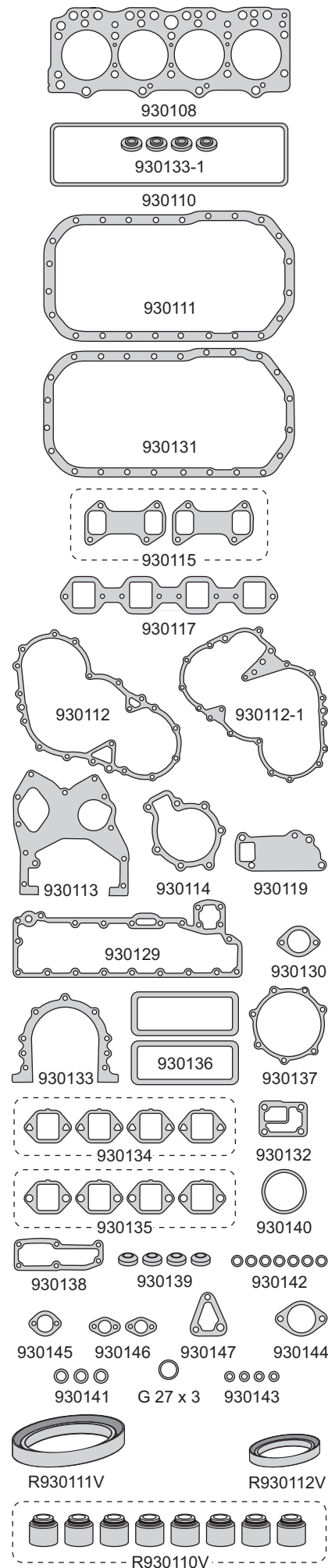
4BC2 - 4BD1 **3268** **87/88** **102**
(OHV) 8V

Isuzu: ELF 250 (TLD/KT) 1982/...
ELF 350 (KS/BE) 1984/...
ELF 350 (NPR), ELF 250 (NKR) 1984/...
Yuejin: 1041, NJ 41029 1996/...

DIESEL



Nº OE	Descripción / Description	Mat.	Ref.
	Jgo. de juntas para motor	●	930100-R
511141-030-0	Junta tapa cilindros Ø 104.5 ± 1.45	MLS	1 930108
	Jgo. tornillos tapa cilindros (6 HAS17038)		B930100
	Junta tapa válvulas	GS	1 930110
	Junta cárter inferior	GS	930131
	Junta cárter superior	GS	1 930111
	Tapa distribución	NB	1 930112
	Tapa distribución	NB	1 930112-1
	Placa distribución	NB	1 930113
	Bomba de agua	NB	1 930114
	Jgo. múltiple escape (2)	FCH	1 930115
	Múltiple admisión	NB	1 930117
	Placa bomba de agua	NB	1 930119
	Lateral enfriador aceite	NB	1 930129
	Termostato	NB	1 930130
	Base filtro aceite	NB	1 930132
	Porta retén bancada trasera	NB	1 930133
	Guarnición tapa de válvulas	GS	4 930133-1
	Jgo. entre colectores admisión (4)	GS	1 930134
	Jgo. entre colectores admisión (4)	GS	1 930135
	Lateral válvulas	NB	2 930136
	Placa distribución bomba inyectora	NB	1 930137
	Cámara agua tapa cilindros	NB	1 930138
	Arandela cónica inyector	AC	4 930139
	Anillo goma termostato	GS	1 930140
	Arandela con inserto A 15 x 23 x 2.5	CHGS	3 930141
	Arandela con inserto A 11 x 19 x 2.5	CHGS	7 930142
	Arandela con inserto A 9.5 x 17 x 2.2	CHGS	4 930143
	Retorno agua	NB	1 930144
	Junta	NB	1 930145
	Junta	NB	2 930146
	Junta	NB	1 930147
	Arandela A 8.5 x 14 x 1.5 C	CU	10
	Arandela A 20 x 28 x 1.5 C	CU	1
	Anillo A 11.5 x 29 x 7.8	GS	4
	O´ring G 20.30 x 2.62	GS	1
	O´ring G 27 x 3	GS	1
	O´ring G 21.89 x 2.62	GS	2
	Kit de retenes completo		R930100
	Jgo. retén válvulas (8)	V	1 R930110V
	Retén bancada 100 x 135/140 x 15	V	1 R930111V
	Retén distribución 60 x 82 x 12	V	1 R930112V



ISUZU



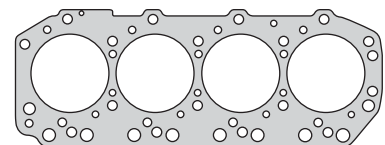
Motor / Engine	Cm ³	HP	Ø
4JG2	3059	82	95.4
4JG2T (SOHC) 8V	3059	109	95.4

Isuzu: Tropper TD, Campo TD 1991/...


DIESEL



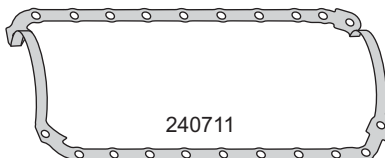
Nº OE	Descripción / Description	Mat.	Ref.
8.87811-69-0	Jgo. de juntas para motor		930300-R
8.87811-135	Jgo. de juntas superior		930395
8.97066-196-0	Junta tapa cilindros Ø 97.0 \pm 1.60	MLS 1 1	930308-1M
8.97066-197-0	Junta tapa cilindros Ø 97.0 \pm 1.65	MLS	930308-2M
8.97066-198-0	Junta tapa cilindros Ø 97.0 \pm 1.70	MLS	930308-3M
8.97133-416-1	Jgo. tornillos tapa cilindros (HAS17038)		B240700
PVR4054.38	Junta tapa válvulas	GS 1 1	930310
894175.349.0	Junta para cárter	GS 1 1	240711
	Cogotera trasera cárter	GS 1	930311-1
	Cogotera delantera cárter	GS 1	930311-2
	Cogotera trasera cárter	GS 1	930311-3
	Junta tapa distribución	GS 1	930512
	Junta placa distribución	SLS 1	930313
	Junta placa distribución	NB 1	930313-1
	Bomba de agua	GS 1	240714
	Múltiple escape	MLS 1 1	930515
	Múltiple admisión	NB 1 1	240717
	Salida de escape	NB 2	930318
	Tapa termostato	NB 1 1	240719
	Guarnición goma	GS 1	930320
	Guarnición goma	GS 1	930326
	Guarnición base filtro aceite	GS 1	240727
	Junta brida	NB 1	930327
	Junta brida	NB 1	930328
	Base termostato	NB 1 1	240729
	Junta brida	NB 1	930329
	Entrada salida turbo	AC 1	930330
	Acople termostato	NB 1 1	240730
97113069-0	Junta cárter inferior trasero TD	NB	930532
	Junta cárter inferior	NB 1	930332
	Guarnición tapa válvulas	GS 3 3	930333
	Entrada salida turbo	AC 1	930334
	Junta tubo alimentación aceite a turbo	NB 1	930335
	Arandela cónica pico inyector A 11 x 18 x 4.5 C	CU 4 4	930336
	Arandela especial c/reb A 8 x 18 x 2.5 C	CU 1	930337
	Arandela pico inyector inferior esp A 5.5 x 11 x 1	H 4 4	930338
	Arandela tapón cárter A 14.5 x 24 x 1.5 C	CU 1	
	Arandela A 14 x 20 x 1.5 C	CU 2	
	Arandela A 8 x 14 x 1.5 C	CU 2	
	Arandela A 8.5 x 16 x 1 C	CU 1	
	Arandela A 10.5 x 16 x 1 C	CU 4	
	Arandela A 12.5 x 18 x 1.5 C	CU 4	
	Arandela A 12.5 x 20 x 1.5 C	CU 1	
	O'ring G 9.19 x 2.62	GS 1	
	O'ring G 11 x 2	GS 2	
	O'ring G 14 x 1.78	GS 1	
	O'ring G 18 x 2.62	GS 1	
	O'ring G 34.52 x 3.53	GS 1	
	O'ring G 125 x 2.62	GS 1 1	
	Kit de retenes completo		R930300
	Jgo. retén válvulas (8)	V 1	R240710V
	Retén bancada 95 x 118 x 10	P 1	R930311P
	Retén distribución 50 x 68 x 10	P 1	R550612P
	Retén árbol de levas 40 x 56 x 7	P 1	R250412P



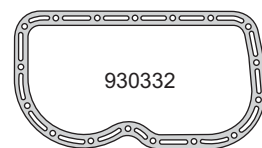
930308



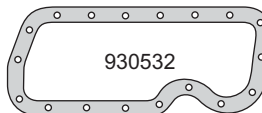
930310



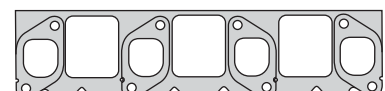
240711



930332



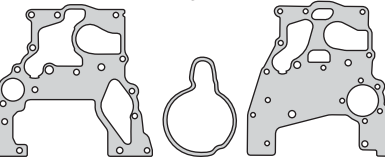
930532



930515



240717



930313

240714

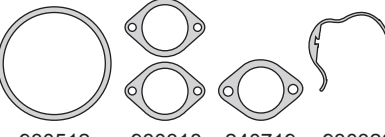
930313-1



930311-3

930311-2

930311-1

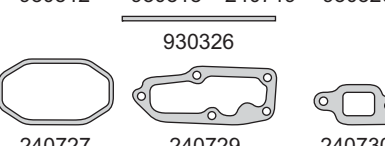


930512

930318

240719

930320



240727

240729

240730

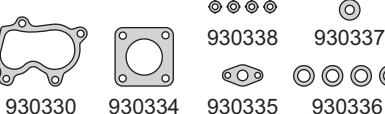


930327

930328

930329

930333

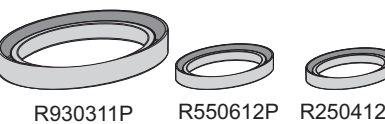


930330

930334

930335

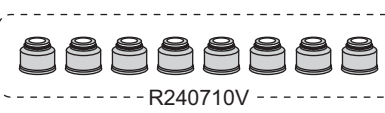
930336



R930311P

R550612P

R250412P



R240710V

ISUZU



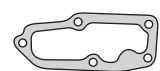
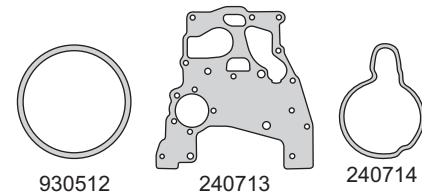
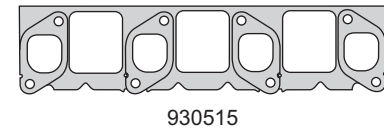
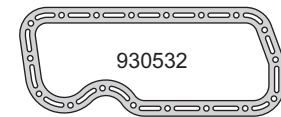
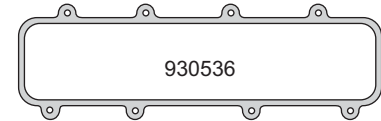
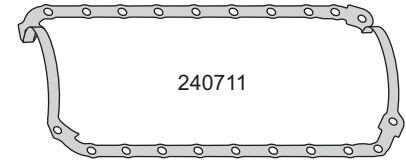
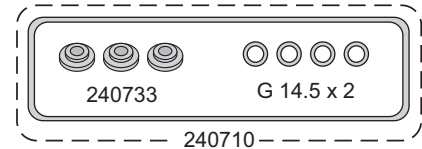
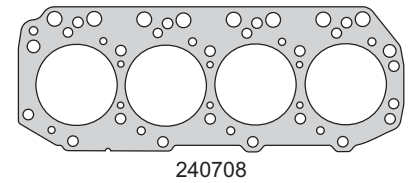
Motor / Engine	Cm ³	HP	Ø
4JB1-T (OHV) 8V	2771	87/102	93

DIESEL

Isuzu: Trooper, Trooper TD 1988/92



Nº OE	Descripción / Description	Mat.	Ref.
8.94319-368-1	Jgo. de juntas para motor		930500-R
8.94317-376-4	Jgo. de juntas superior	●	930595
8.94332-326-0	Jta. tapa cilindros Ø 94.0 ± 1.50	NFT	240707-1M
8.94332-327-0	Jta. tapa cilindros Ø 94.0 ± 1.60	NFT	240707-2M
8.94332-328-0	Jta. tapa cilindros Ø 94.0 ± 1.70	NFT	240707-3M
	Jta. tapa cilindros Ø 94.5 ± 1.50	MLS	240708
	Jta. tapa cilindros Ø 94.5 ± 1.60	MLS	240708-2M
	Jta. tapa cilindros Ø 94.5 ± 1.70	MLS	240708-3M
897133416-1	Jgo. tornillos tapa cilindros (HAS17038)		B240700
89424-7-403-1	Conj. junta tapa válvulas (8)	GS	240710
	Junta para cárter	GS	240711
894150-790	Cogotera trasera cárter	GS	930511-3
897120-933-0	Cogotera delantera cárter	GS	930511-4
PTG84	Junta tapa distribución	GS	930512
	Junta placa distribución	NB	240713
	Bomba de agua	GS	240714
	Múltiple escape con reflector	AC	1 1 930515
	Múltiple admisión	NB	1 1 240717
	Tapa termostato	NB	1 1 240719
	Guarnición base filtro aceite	GS	1 240727
	Base termostato	NB	1 1 240729
	Acople termostato	NB	1 1 240730
	Brida	NB	1 240731
97113069-0	Cárter inferior trasero	NB	1 930532
	Guarnición tapa válvulas	AC/GS	3 3 240733
	Arandela especial con rebaje A 8 x 12 x 2.5 C	CU	1 240734
	Arandela pico inyector A 7 x 15 x 6.5 C	CU	4 4 240736
	Guarnición enfriador de aceite	GS	1 930536
	O'ring G 14.5 x 2	GS	4 4
	Arandela A 10 x 15.5 x 1 C	CU	4
	Arandela A 8 x 25 x 2 C	CU	1
	O'ring G 13.94 x 2.62	GS	4 4
	Kit de retenes completo		R930500
	Jgo. retén válvulas (8)	P	1 R930510P
	Retén bancada 95 x 118 x 10	S	1 R930311S
	Retén distribución 50 x 68 x 9	S	1 R930612S
	Retén árbol de levas 40 x 56 x 7	S	1 R250412S



A 8 x 12 x 2.5 C

A 10 x 15.5 x 1 C

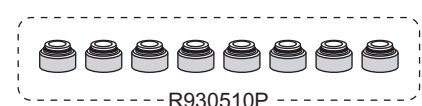
A 8 x 25 x 2 C



R930311S

R930612S

R250412S



ISUZU



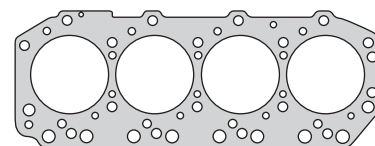
Motor / Engine	Cm ³	HP	Ø
4JG2	3059	105	95.4
4JG2T/TC (OHV) 8V	3059	114/125	95.4

Isuzu: Trooper TD 1991/98, Monterey TD Campo D 1992/..., Brava TD 1993/... MU - UC569DWM 1993/...

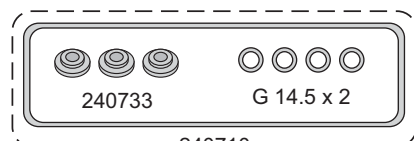
DIESEL



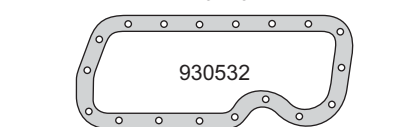
Nº OE	Descripción / Description	Mat.	Ref.
8.94319-368-1	Jgo. de juntas para motor		930600-R
8.94317-376-4	Jgo. de juntas superior		930695
8.94332-326-0	Junta tapa cilindros Ø 97.0 \pm 1.60	MLS 1 1	930308-1M
8.94332-327-0	Junta tapa cilindros Ø 97.0 \pm 1.65	MLS	930308-2M
8.94332-328-0	Junta tapa cilindros Ø 97.0 \pm 1.70	MLS	930308-3M
897133416-1	Jgo. tornillos tapa cilindros (HAS17038)		B240700
	Sellador líquido - caucho de silicona		TRN0085G
89424-7-403-1	Conj. junta tapa válvulas (8)	GS 1 1	240710
894150-790	Cogotera delantera cárter	GS 1	930511-3
897120-9330	Cogotera trasera cárter	GS 1	930511-4
PTG84	Junta tapa distribución	GS 1	930512
	Junta placa distribución	SLS 1	930313
	Bomba de agua	GS 1 1	240714
	Múltiple escape con reflector	MLS 1 1	930515
	Múltiple admisión	NB 1 1	240717
	Tapa termostato	NB 1 1	240719
	Guarnición base filtro aceite	GS 1	240727
	Base termostato	NB 1 1	240729
	Acople termostato	NB 1 1	240730
	Junta cárter inferior trasero	NB 1	930532
	Guarnición tapa válvulas	CH/GS 3 3	240733
	Guarnición tapa válvulas	AC/GS 3 3	930333
97113069-0	Arandela pico inyector esp A 11 x 18 x 4.5 C	CU 4 4	930336
	Arandela esp. con rebaje A 8 x 18 x 2.5 C	CU 1	930337
	Arandela pico inyector especial	AC 4 4	930338
	Arandela A 15 x 20 x 1.5 C	CU 1	
	Arandela tapón cárter A 14.5 x 24 x 1.8 C	CU 1	
	O'ring G 17.12 x 2.62	GS 1 1	
	O'ring G 11 x 2	GS 2 2	
	O'ring G 14.5 x 2	GS 4 4	
	O'ring G 125 x 2.62	GS 1 1	
	Kit de retenes completo		R930600
	Jgo. retén válvulas (8)	V 1	R930610V
	Retén bancada 95 x 118 x 10	V 1	R930311V
	Retén distribución 50 x 68 x 9	V 1	R930612V



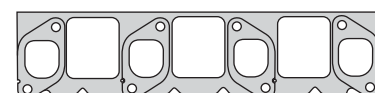
930308



240733 G 14.5 x 2



930532



240710



930515




240717



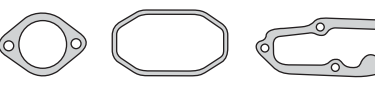
930511-3




930511-4



930512




930313



240714



240719



240727



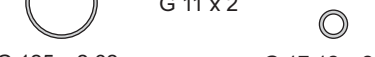
240729



240730



930333



930336



930337



930338




A 14.5 x 24 x 1.8 C



A 15 x 20 x 1.5 C



G 11 x 2



G 125 x 2.62




G 17.12 x 2.62



R930311V



R930612V



R930610V



taranto

INSTRUCCIONES DE MONTAJE

1



Seleccionar el eje piloto para encajar el diámetro interno del retén guía de válvula e insertar.

2



Seleccionar el mandril con el diámetro interno más pequeño que encaja en el retén y montarlo a mano.

3



Deslizar el mandril en el eje piloto e insertar el mismo en la guía de válvulas. Deslizar hacia abajo y luego retirar la herramienta.



HCRV - Herramienta de Instalación RGV Taranto.

Este dispositivo permite alinear correctamente el retén a la guía de válvula, eliminando el riesgo de dañar el mismo durante el montaje.

- ▶ Permite instalar el retén de guía de válvulas evitando su caída hacia el interior del cilindro, permitiendo así el recambio del retén sin desmontar la tapa de cilindros.
- ▶ Es aplicable en vehículos nacionales e importados.



KIA




Motor / Engine	Cm ³	HP	Ø
HW	2184	72	86
R2	2184	64/72	86

Asia Motors: Roesta 1993/...
Kia: Besta 1992/97
Mazda: E2200 1984/86, B2200 1985/87




DIESEL

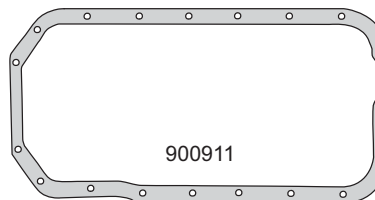
Nº OE	Descripción / Description	Mat.	Ref.
	Jgo. de juntas para motor		900900-R
OK770-10-271	Junta tapa cilindros Ø 89.0 ±1.40	NFT 1	900905
	Junta tapa cilindros Ø 89.0 ±1.40	NFT	900907
	Jgo. tornillos tapa cilindros (HAD14038)		B900900
OK770-10-235B	Junta tapa válvulas	GS 1	900910
OK801-11-318	Junta para cárter	CG 1	900911
OK710-13-462	Múltiple escape	NFT 1	900916
OK710-13-111	Múltiple admisión	NB 1	900917
O636-13-483	Salida escape	NFT 1	900918
OK801-11-318	Porta retén trasero	NB 1	900929
OK710-15-162	Soporte bomba aceite	NB 1	900930
	Bomba inyectora	NB 1	900931
ORF801-10-161	Base termostato	NB 1	900932
OS711-15-173	Termostato	NB 1	910033
OF801-14-248	Filtro de bomba	NB 1	900934
OF801-14-248	Caño aceite	NB 2	900935
	O'ring G 56.82 x 2.62	GS 1	
	O'ring G 22.5 x 2.50	GS 1	
	O'ring G 20.30 x 2.62	GS 1	
	O'ring G 17.12 x 2.62	GS 1	
	Kit de retenes completo		R900900
	Jgo. retén válvulas (8)	P 1	R900910P
	Retén bancada 90 x 110 x 7	V 1	R460211V
	Retén distribución 34 x 48 x 7	P 1	R900912P
	Retén de árbol de levas 30 x 44 x 7	P 1	R900913P



900905



900910



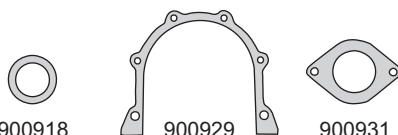
900911



900916



900917



900918

900929

900931



910033

900930

900932



900935

900934

G 22.5 x 2.5



G 17.12 x 2.62

G 20.30 x 2.62



G 56.82 x 2.62



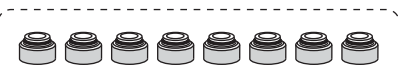
R460211V



R900912P



R900913P



R900910P

KIA



Motor / Engine **Cm³** **HP** **Ø**

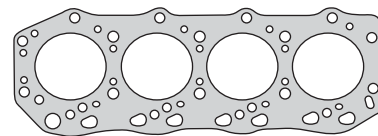
VN **2700** **81** **96**

Kia: Besta 1993/...

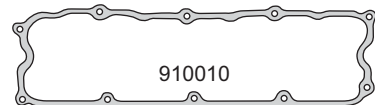
DIESEL



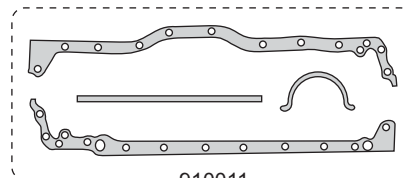
Nº OE	Descripción / Description	Mat.	Ref.
	Jgo. de juntas para motor	●	910000
OK 71E-10-27	Junta tapa cilindros Ø 98.0 ± 1.40	NFT	1 910005
OV501-10-235	Junta tapa válvulas	GS	1 910010
OV501-10-431/435	Jgo. para cárter (4)	NB	1 910011
	Junta cárter inferior	NB	1 910038
OV501-10-653	Tapa distribución	NB	1 910012
OV501-40-305	Placa distribución	NB	1 910013
OV501-10-133	Tapa bomba agua	NB	1 910014
OV501-13-461	Múltiple escape	NFT	1 910016
OV501-13-111	Múltiple admisión	NFT	1 910017
OV501-40-305	Salida escape	NFT	1 910018
OV501-10-153	Caja termostato	NB	1 910026
	Junta	NB	1 910027
	Junta	NB	1 910028
OV501-14-342A	Filtro aceite	NB	1 910029
OV501-11-318	Porta retén trasero	NB	1 910030
OV501-13-805	Junta F.I.P.	NB	1 910031
OV501-13-515	Entrada admisión	NB	1 910032
	Termostato	NB	1 910033
	Cañería aceite	NB	1 910034
	O'ring G 24.99 x 3.53	GS	
	O'ring G 10.77 x 2.62	GS	
	Retén bancada 101.57 x 125 x 13	P	R900811P
	Retén distribución 51 x 70 x 11	P	R900812P



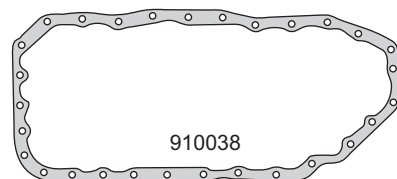
910005



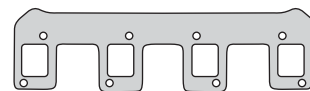
910010




910011



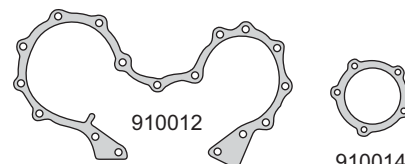
910038



910016

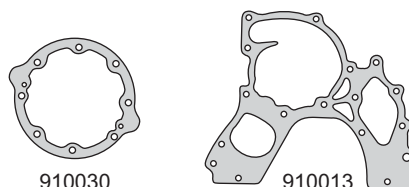


910017



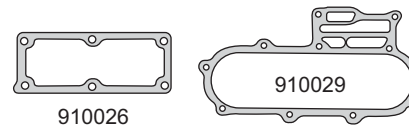
910012

910014



910030

910013



910026

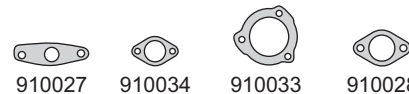
910029



910032

910018

910031



910027

910034

910033

910028



G24.99 x 3.53

G10.77 x 2.62



R900811P

R900812P

KIA



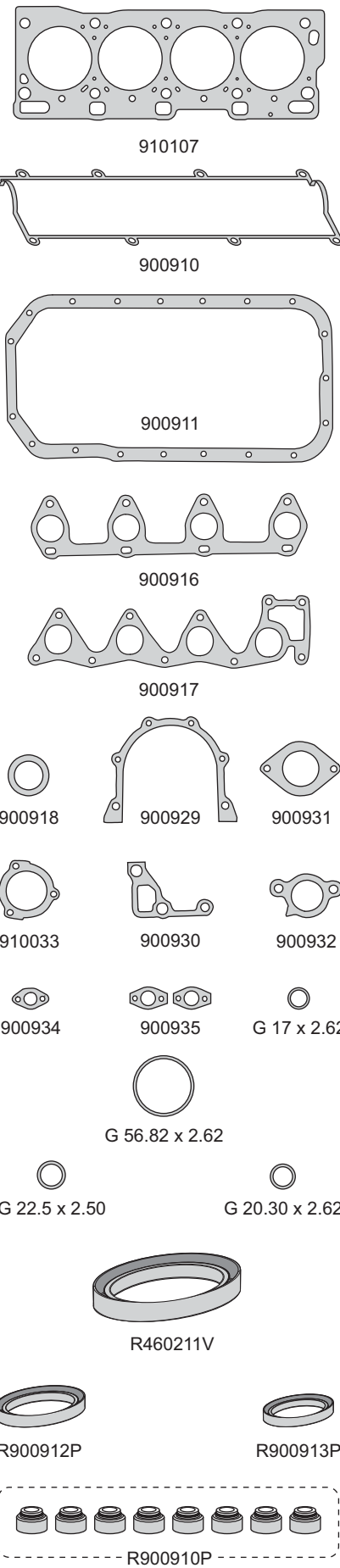
Motor / Engine	Cm ³	HP	Ø
RF	1998	83	86
RF/CX	1998	75/82	86
RF	1998	71/87	86

Kia: Sportage TD 1996/...
Mazda: 626TD 1993/97, 323D 1998/...
Suzuki: Vitara TD 1996/98

DIESEL



Nº OE	Descripción / Description	Mat.	Ref.
	Jgo. de juntas para motor		910100-R
OK770-10-271	Junta tapa cilindros Ø 88.0 \pm 1.30	NFT 1	910107
OK027-10-271	Junta tapa cilindros Ø 88.0 \pm 1.38	MLS	910108
	Jgo. tornillos tapa cilindros (HAD14038)		B900900
OK770-10-235B	Junta tapa válvulas	GS 1	900910
OK801-11-318	Junta para cárter	CG 1	900911
OK710-13-462	Múltiple escape	NFT 1	900916
OK710-13-111	Múltiple admisión	NB 1	900917
O636-13-483	Salida escape	NFT 1	900918
OK801-11-318	Porta retén trasero	NB 1	900929
OK710-15-162	Soporte bomba aceite	NB 1	900930
	Bomba inyectora	NB 1	900931
ORF801-10-161	Base termostato	NB 1	900932
OS711-15-173	Termostato	NB 1	910033
OF801-14-248	Filtro de bomba	NB 1	900934
OF801-14-248	Caño aceite	NB 2	900935
	O'ring G 56.82 x 2.62	GS 1	
	O'ring G 22.5 x 2.50	GS 1	
	O'ring G 20.30 x 2.62	GS 1	
	O'ring G 17.12 x 2.62	GS 1	
	Kit de retenes completo		R900900
	Jgo. retén válvulas (8)	P 1	R900910P
	Retén bancada 90 x 110 x 7	V 1	R460211V
	Retén distribución 34 x 48 x 7	P 1	R900912P
	Retén árbol de levas 30 x 44 x 7	P 1	R900913P



KIA



Motor / Engine **Cm³** **HP** **Ø**

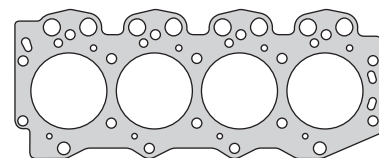
JTA **2956** **85** **98**
(SOHC) 8V

Kia: Besta GS, Besta GS Grand 2000/...

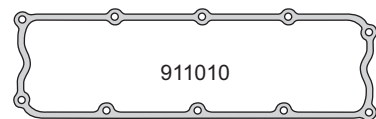
DIESEL



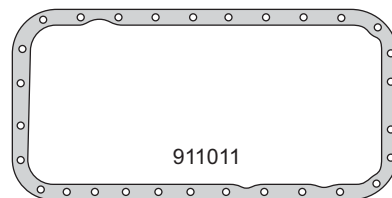
Nº OE	Descripción / Description	Mat.	Ref.
	Jgo. de juntas para motor		911000-R
	Junta tapa cilindros Ø 99.0 ± 1.20	NFT	911007
	Junta tapa cilindros Ø 99.0 ± 2.00	NFT 1	911007-2.00
	Junta tapa cilindros Ø 99.0 ± 1.05	MLS	911008
	Junta tapa válvulas	GS 1	911010
	Junta para cárter	NB 1	911011
	Tapa distribución	NB 1	911012
	Placa distribución	NB 1	911013
	Tapa bomba agua	NB 1	911014
	Múltiple escape	FCH 1	911015
	Múltiple admisión	NB 1	911017-1
	Jgo. múltiple admisión (2)	NB 1	911017
	Salida escape	FCH 1	911018
	Porta retén trasero	NB 1	911029
	Junta bomba inyectora	NB 1	911030
	Junta soporte sensor	NB 1	911031
	Junta	NB 1	911033
	Junta	NB 1	911034
	Junta	NB 2	911035
	Guarnición goma	GS 1	911037
	Junta	NB 1	911038
	Junta	NB 1	911039
	Junta bomba inyectora	NB 1	911040
	Junta	NB 1	911041
	O'ring G 10 x 3	GS 4	
	O'ring G 10 x 2.3	GS 1	
	O'ring G 15 x 2.5	GS 1	
	O'ring G 20 x 2.5	GS 1	
	O'ring G 25 x 2.7	GS 1	
	O'ring G 25 x 4	GS 2	
	Kit de retenes completo		R911000
	Jgo. retén válvulas (8)	V 1	R970310V
	Retén bancada 101.57 x 125 x 13	P 1	R900811P
	Retén distribución 53 x 70 x 11	S 1	R900812S



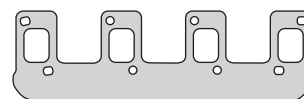
911007-2.00



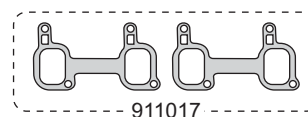
911010



911011



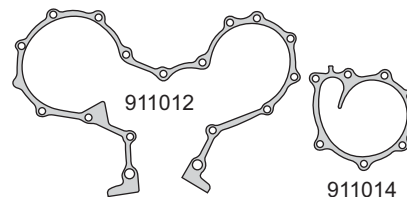
911015



911017

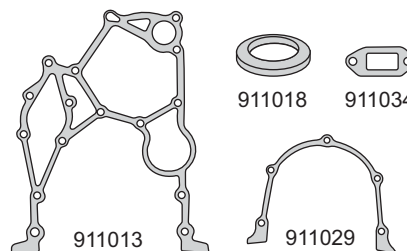


911017-1



911012

911014

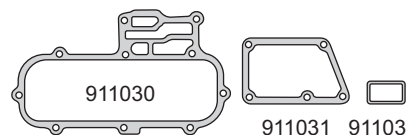


911018

911034

911013

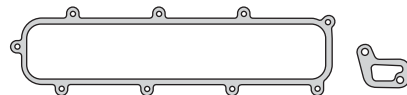
911029



911030

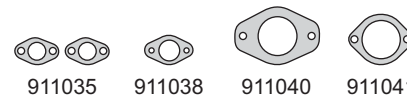
911031

911037



911033

911039



911035

911038

911040

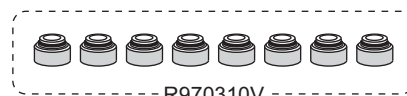
911041



R900811P



R900812S



R970310V

KIA



Motor / Engine **Cm³** **HP** **Ø**

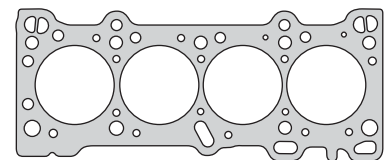
B5 **1498** **105** **78**

(DOHC) 16V

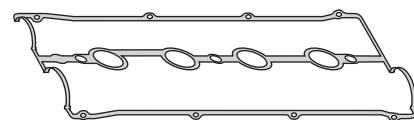
Kia: Sephia 1996/...



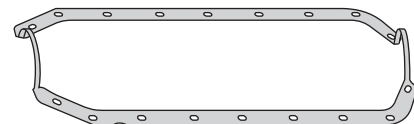
Nº OE	Descripción / Description	Mat.	Ref.
8EBB-10-271	Jgo. de juntas para motor		911100-R
8B657-10-271	Junta tapa cilindros Ø 80.0 ± 1.64	NFT	1 911107
	Jgo. tornillos tapa cilindros HAD12038		B911100
	Junta tapa válvulas	GS	1 911110
	Junta para cárter	GS	1 911111
	Cogotera cárter delantero	GS	1 911111/3
	Cogotera cárter trasero	GS	1 911111/4
	Frente motor	NB	1 911112
	Bomba de agua	NB	1 911114
	Múltiple escape	MLS	1 911115
	Múltiple admisión	AC	1 911117
	Salida escape	FCH	1 911118
	Base termostato	NB	1 911119
	Base bomba nafta	NB	2 911128
	Entre colectores admisión	NB	1 911129
	Porta retén bancada	NB	1 911130
	Tapa termostato	NB	1 911131
	Cierre unión izquierdo	NB	1 911132
	Cierre unión derecho	NB	1 911133
	Chupador aceite	NB	1 911134
	EGR	NB	1 911135
	EGR	NB	1 911136
	O´ring G17 x 3.5	GS	1
	Kit de retenes completo		R911100
	Jgo. retén válvulas (16)	P	1 R911110P
	Retén bancada 83 x 100 x 9	S	1 R911111S
	Retén distribución 36.5 x 50.5 x 7	N	1 R911112N
	Retén árbol de levas 34 x 48 x 7	N	2 R911113N



911107



911110



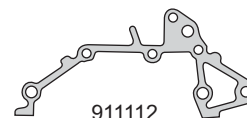
911111



911115



911117



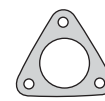
911112



911111/3/4



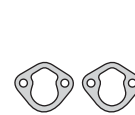
911114



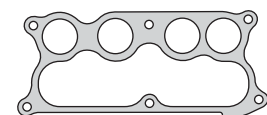
911118



911119



911128



911129



911130



911131



911132



911133



911134



911135



911136



G 17 x 3.5



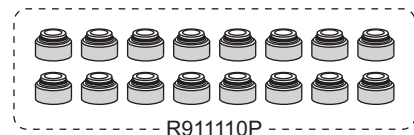
R911112N



R911111S



R911113N



R911110P

KIA

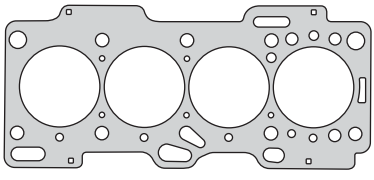


Motor / Engine	Cm ³	HP	Ø
G4HG (SOHC) 12V	1086	65	67

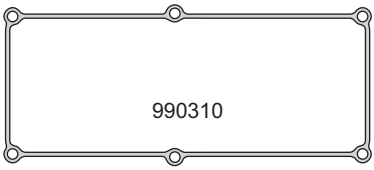
Kia: Picanto 2004/12



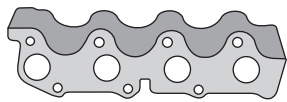
Nº OE	Descripción / Description	Mat.	Ref.
	Jgo. de juntas para motor		● 911200-R MLS
	Junta tapa cilindros Ø 68.0 ± 0.45	MLS 1	990508
	Sellador líquido - caucho de silicona		TRN0085G
	Tapa válvulas superior	GS 1	990310
	Frente motor	NB 1	990012
	Bomba de agua	NB 1	911214
	Múltiple escape	FCH 1	990315
	Múltiple admisión	NB 1	990017
	Múltiple admisión	NB 1	911217
	Junta	NB 1	911228
	Chupador bomba aceite	NB 1	990039
	Porta retén trasero	NB 1	990041
	Arandela especial A 14 x 19 x 2.30 A	AL 1	
	Kit de retenes completo		R911200
	Jgo. retén válvulas (12)	P 1	R990010P
	Retén bancada 60 x 75 x 8	S 1	R990011S
	Retén distribución 30 x 46 x 8	S 1	R950512S
	Retén árbol de levas 35 x 50 x 8	S 1	R910513S



990508



990310



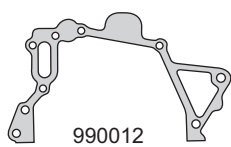
990315



990017



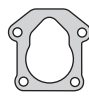
911217



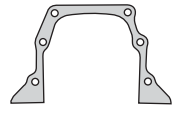
990012



911214



911228



990041



990039



A 14 x 19 x 2.30 A



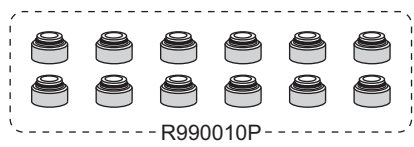
R990011S



R950512S



R910513S



R990010P

KIA



Motor / Engine **Cm³** **HP** **Ø**

D4CB **2497** **140** **91**

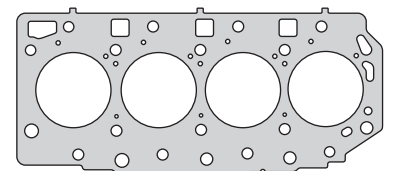
(DOHC) 16V

Kia: Sorento CRDI 2010/...

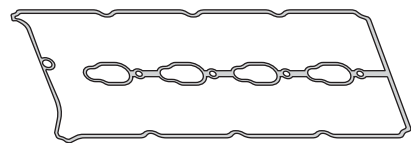
DIESEL



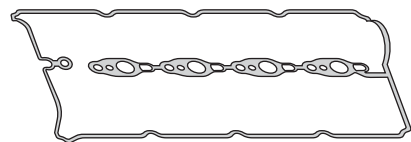
Nº OE	Descripción / Description	Mat.	Ref.
	Jgo. de juntas para motor		● 911300-R MLS
223114A010	Junta tapa cilindros Ø 92.5 \pm 0.80	MLS	1 911308-1M
223114A000	Junta tapa cilindros Ø 92.5 \pm 0.85	MLS	911308-2M
223114A020	Junta tapa cilindros Ø 92.5 \pm 0.90	MLS	911308-3M
223114A010	Junta tapa cilindros Ø 92.5 \pm 0.80	MLS	911308
	Sellador líquido - caucho de silicona		TRN0085G
224414A000	Junta tapa de válvulas	GS	1 911310
	Junta tapa de válvulas	GS	1 911332
214444A000	Junta porta retén	NB	1 911313
251264A000	Bomba de agua	SLS	1 911314
285134A001	Múltiple escape	AC	1 911315
283554A001	Múltiple admisión	NB	1 911317
256144A000	Junta alojamiento termostato	SLS	1 911319
264514A200	Junta cubierta enfriador aceite	SLS	1 911329
284934A000	Junta válvula EGR	AC	2 911331
	Junta válvula EGR	AC	1 911333
256124A000	Junta salida refrigeración aceleración	NB	1 911334
2512642060	Junta entrada refrigeración aceleración	SLS	1 911335
285554A000	Junta salida turbo	AC	1 911341
282504A000	Junta turbo	AC	1 911342
	Junta acople múltiple admisión intercooler	NB	1 911344
	Arandela A 14 x 20 x 1.5 A	AL	1
	Arandela A 14 x 18 x 1 A	AL	8
	O`ring G 18.64 x 3.53	GS	1
	O`ring G 21 x 2.3	GS	2
	O`ring G 33 x 3.2	GS	1
	Kit de retenes completo		R911300
222244A000	Jgo. retén válvulas (16)	V	1 R911310V
214434A000	Retén bancada 91 x 114 x 9	S	1 R911311S
2132047280	Retén distribución 48 x 62 x 8	S	1 R911312S



911308



911310



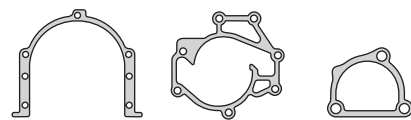
911332



911315



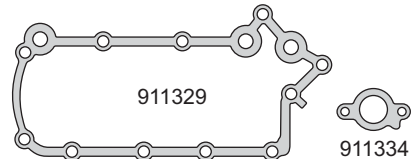
911317



911313

911314

911319



911329

911334



911333

911331

911335



911341

911342

911344



A 14 x 20 x 1.5 A

G 18.64 x 3.53

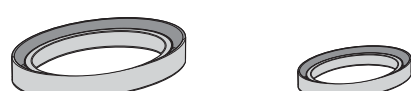


A 14 x 18 x 1 A



G 21 x 2.3

G 33 x 3.2



R911311S

R911312S



R911310V

KIA



Motor / Engine

Cm³

HP

Ø

6GCU
(DOHC) V6 24V

3497

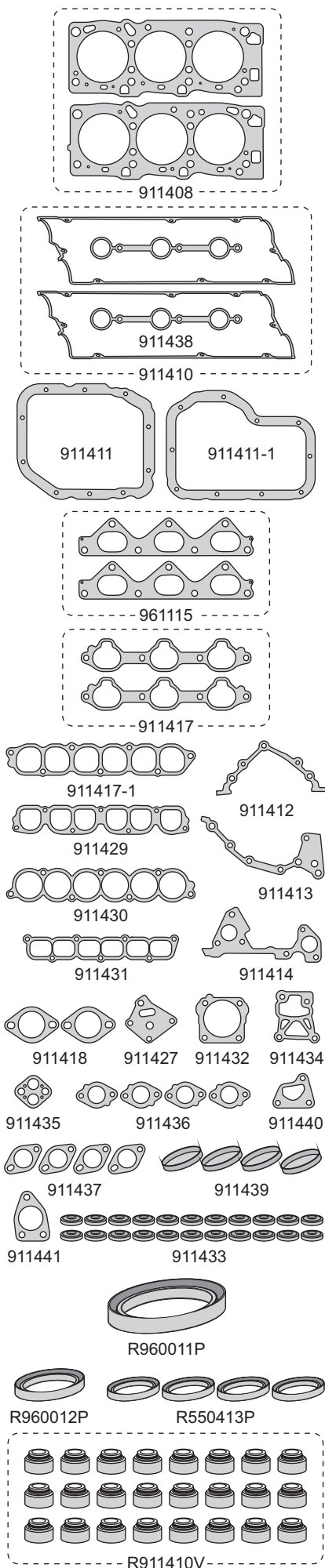
200/203

93

Kia: Amanti, Opirus 2003/...



Nº OE	Descripción / Description	Mat.	Ref.
	Jgo. de juntas para motor	●	911400-R
	Jgo. junta tapa cil. Ø 94.5 ± 0.35 (2)	MLS 1	911408
	Sellador líquido - caucho de silicona	TRN	TRN0085G
	Conj. junta tapa válvulas (4)	GS 1	911410
	Junta sobre cárter	NB 1	911411
	Junta sobre cárter	NB 1	911411-1
	Junta distribución	NB 1	911412
	Junta frente motor	NB 1	911413
	Bomba de agua	NB 1	911414
	Jgo. múltiple escape (2)	AC 1	961115
	Jgo. múltiple admisión (2)	SLS 1	911417
	Pleno de admisión	NB 1	911417-1
	Salida de escape	FCH 2	911418
	Junta soporte tapa aceite	NB 1	911427
	Junta entre colectores	NB 1	911429
	Junta entre colectores	NB 1	911430
	Junta entre colectores	NB 1	911431
	Cuerpo mariposa	NB 1	911432
	Guarnición fijación tapa válvulas	GS/AC 22	911433
	Junta EGR	NB 1	911434
	Recuperación gases	GFT 1	911435
	Junta	FCH 4	911436
	Junta	NB 4	911437
	Guarnición junta tapa válvulas	GS 2	911438
	Tapón ciego	GS/AC 4	911439
	Junta	NB 1	911440
	Junta	NB 1	911441
	Arandela tapón cárter A 18 x 24 x 1A	AL 1	
	Anillo G 57 x 64 x 5.5	GS 1	
	O´ring G 6.15 x 1.95	GS 2	
	O´ring G 7.5 x 2	GS 1	
	O´ring G 7.52 x 3.53	GS 12	
	O´ring G 16 x 3.5	GS 1	
	O´ring G 35 x 4	GS 2	
	Kit de retenes completo		R911400
	Jgo. retén válvulas (24)	V 1	R911410V
	Retén bancada 91 x 111 x 9	P 1	R960011P
	Retén distribución 37 x 50 x 6	P 1	R960012P
	Retén árbol de levas 30 x 42 x 8	P 4	R550413P



KIA



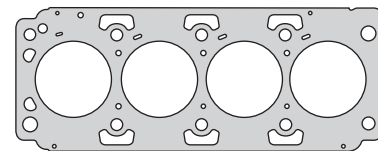
Motor / Engine	Cm ³	HP	Ø
D4EA (SOHC) 16V	1995	112	83

Kia: Carens II CRDI 2002/06
Hyundai: Tucson TCI 2004/..., Trajet CRDI
 Elantra CRDI, Santa Fe CRDI 2000/05

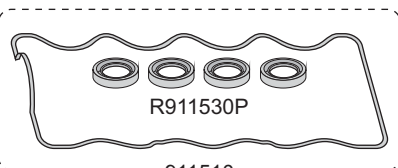
DIESEL



Nº OE	Descripción / Description	Mat.	Ref.
	Jgo. de juntas para motor		911501-R
	Junta tapa cilindros Ø 84.5 \pm 1.10	MLS	911508-SM
	Junta tapa cilindros Ø 84.5 \pm 1.20	MLS	911508-2M
	Junta tapa cilindros Ø 84.5 \pm 1.30	MLS	911508-3M
	Jgo. tornillos tapa cilindros		B911500
	Sellador líquido - caucho de silicona		TRN0085G
	Conj. junta tapa válvulas (5)	GS	1 911510
	Jgo. guarnición frente motor (3)	GS	1 911512
	Jgo. guarnición frente motor (4)	GS	1 911513
	Bomba de agua	SLS	1 911514
	Múltiple escape	MLS	1 911515
	Múltiple admisión	SLS	1 911517
	Salida escape	SLS	1 911518
	Guarnición goma	GS	1 911527
	Anillo cierre inyector	P	4 R911530P
	Guarnición árbol de levas	GS	1 911540
	Guarnición goma	GS	1 911546
	Guarnición tapón goma	GS	1 911547
	Guarnición goma	GS	2 911548
	Guarnición goma	GS	1 911549
	O´ring G 36 x 5	GS	1
	O´ring G 22 x 2	GS	1
	Anillo G 24 x 30 x 3 .50	GS	1
	Arandela A 12.5 x 16.5 x 1 A	AL	2
	Arandela A 14 x 20 x 1.50 A	AL	1
	Arandela A 18 x 24 x 1 A	AL	1
	Kit de retenes completo		R911500
	Jgo. retén válvulas (16)	V	1 R911510V
	Retén bancada 91 x 111 x 9	P	1 R960011P
	Retén árbol de levas 36 x 50 x 8	P	1 R460213P
	Retén árbol de levas trasero 32 x 45 x 8	P	1 R460414P



911508



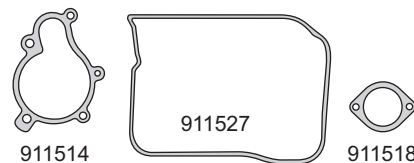
911510



911515



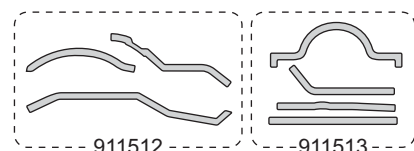
911517



911514

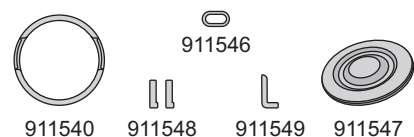
911527

911518



911512

911513



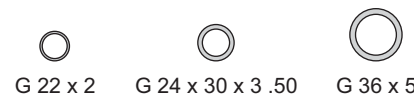
911540

911546

911548

911549

911547



G 22 x 2

G 24 x 30 x 3 .50

G 36 x 5

A 12.5 x 16.5 x 1 A

A 14 x 20 x 1.50 A

A 18 x 24 x 1 A



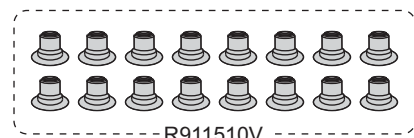
R960011P



R460213P



R460414P



R911510V

KIA



Motor / Engine

Cm³

HP

Ø

G6D
(DOHC) 16V

1593

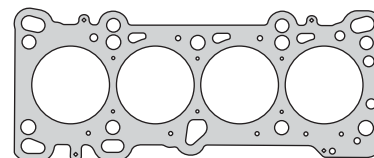
108

78

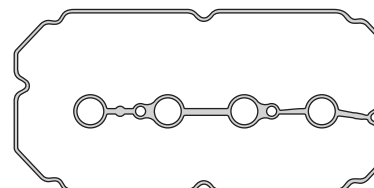
Kia: Mentor, Sephia I/II, Suma I/II, Spectra 2003/...



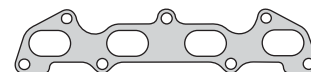
Nº OE	Descripción / Description	Mat.	Ref.
	Jgo. de juntas para motor		911700-R MLS
	Junta tapa cilindros Ø 79.0 ±0.45	MLS 1	911708
	Jgo. tornillos tapa cilindros		B912300
	Sellador líquido - caucho de silicona		TRN0085G
	Junta tapa válvulas	GS 1	911710
	Cogotera delantera cárter	GS 1	911711/3
	Cogotera trasera cárter	GS 1	911711/4
	Junta inferior distribución	NB 1	911713
	Múltiple escape	AC 1	911715
	Múltiple admisión	SLS 1	911717
	Bomba de agua	NB 1	911714
	Salida de escape	FCH 1	911718
	Junta termostato	NB 1	911719
	Porta retén bancada trasero	NB 1	911729
	Junta válvula mariposa	NB 1	911730
	Base inferior termostato	NB 1	911731
	Retorno agua tapa bomba	NB 1	911732
	O´ring G 17.04 x 3.53	GS 1	
	Kit de retenes completo		R911700
	Jgo. retén válvulas (16)	P 1	R911710P
	Retén bancada 83 x 100 x 9	S 1	R911111S
	Retén distribución 36.5 x 50.5 x 7	S 1	R971312S
	Retén árbol de levas 34 x 52 x 7	S 2	R971713S



911708



911710



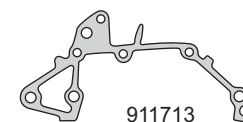
911715



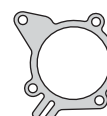
911717



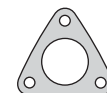
911711/3/4



911713



911714



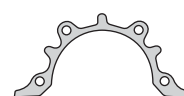
911718



911719



911730



911729



911731



G 17.04 x 3.53



911732



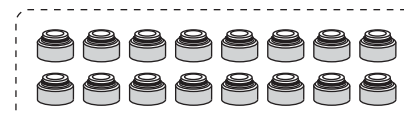
R911111S



R971312S



R971713S



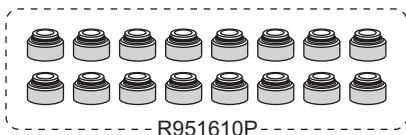
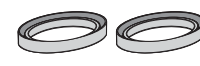

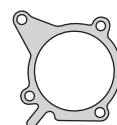
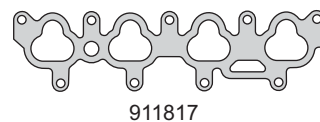
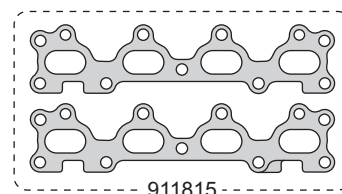
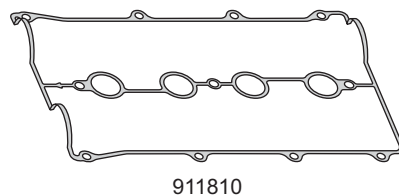
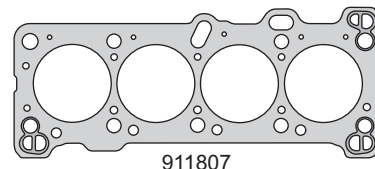
R911710P

KIA



Motor / Engine	Cm ³	HP	Ø
B6ZE (DOHC) 16V	1593		78

Kia: Sephia 1996/99



Nº OE	Descripción / Description	Mat.	Ref.
	Jgo. de juntas para motor		911800-R
	Junta tapa cilindros Ø 80.0 ± 1.65	GFT 1	911807
	Sellador líquido - caucho de silicona		TRN0085G
	Junta tapa válvulas	GS 1	911810
	Cogotera delantera cárter	GS 1	911811/3
	Cogotera trasera cárter	GS 1	911811/4
	Junta inferior distribución	NB 1	911713
	Jgo. múltiple escape (2)	AC 1	911815
	Múltiple admisión	SLS 1	911817
	Bomba de agua	NB 1	911814
	Salida de escape	AC 1	911818
	Junta termostato	NB 1	911819
	Guarnición goma G 48 x 62 x 3.30	GS 1	911828
	Porta retén bancada trasero	NB 1	911829
	Junta válvula mariposa	NB 1	911830
	Base inferior termostato	NB 1	911831
	Retorno agua tapa bomba	NB 1	911732
	Guarnición goma	GS 1	911833
	Junta	NB 1	911834
	Arandela A 10.5 x 18 x 1 C	CU 8	
	Arandela A 18 x 24 x 1 C	CU 1	
	Anillo G 58 x 68 x 6	GS 1	
	O`ring G 7.65 x 1.78	GS 1	
	O`ring G 8 x 2	GS 4	
	O`ring G 9.25 x 1.78	GS 1	
	O`ring G 17.12 x 2.62	GS 1	
	O`ring G 17 x 3	GS 1	
	O`ring G 36.09 x 3.53	GS 1	
	O`ring G 36.17 x 2.62	GS 2	
	Kit de retenes completo		R911800
	Jgo. retén válvulas (16)	P 1	R951610P
	Retén bancada 83 x 100 x 9	S 1	R911111S
	Retén distribución 36.5 x 50.5 x 7	S 1	R971312S
	Retén árbol de levas 34 x 48 x 7	S 2	R911113S

KIA



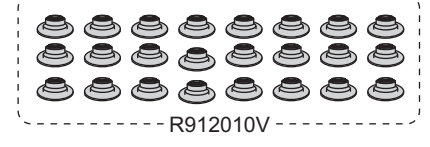
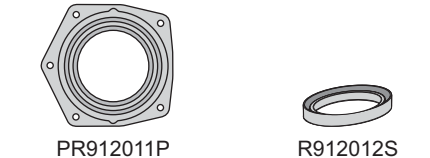
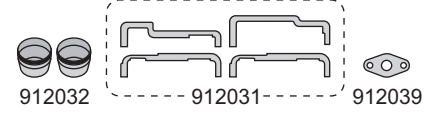
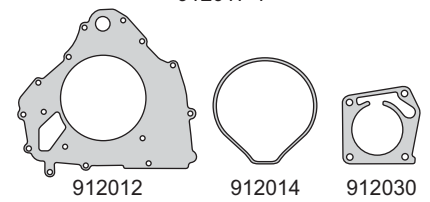
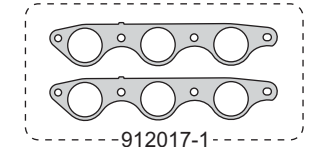
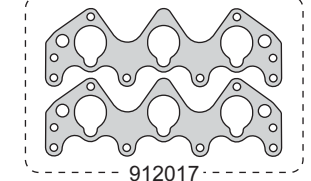
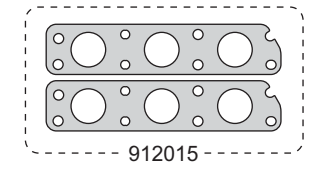
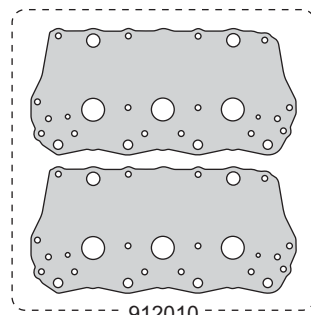
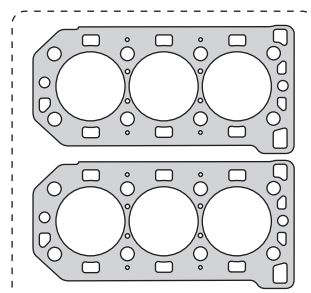
Motor / Engine **Cm³** **HP** **Ø**

KRV6	2497	165	80
KV6	2497	175	80
(DOHC) 24V			

Kia: Carnival 1996/...
Rover: 825 1996/...



Nº OE	Descripción / Description	Mat.	Ref.
	Jgo. de juntas para motor		912000-R MLS
	Jgo. junta tapa cil. Ø 82.5 ± 0.40 (2)	MLS 1	912008
	Sellador líquido - caucho de silicona		TRN0085G
	Conj. junta tapa válvulas (2)	SLS 1	912010
	Tapa distribución	NB 1	912012
	Bomba de agua	GS 1	912014
	Jgo. múltiple escape (2)	AC 1	912015
	Jgo. múltiple admisión (2)	SLS 1	912017
	Jgo. múltiple admisión (2)	SLS 1	912017-1
	Junta válvula mariposa	NB 1	912030
	Jgo. guarnición goma (4)	GS 1	912031
	Junta	NB 1	912036
	Junta	SLS 3	912033
	Junta	NB 1	912037
	Junta	NFT 1	912039
	Guarnición tapón	AC/GS 2	912032
	O`ring G 15.54 x 2.62	GS 1	
	O`ring G 21.89 x 2.62	GS 1	
	O`ring G 32 x 3	GS 1	
	O`ring G 45 x 3	GS 3	
	Kit de retenes completo		R912000
	Jgo. retén válvulas (24)	V 1	R912010V
	Porta retén bancada	P 1	PR912011P
	Retén distribución 32 x 46 x 8	S 1	R912012S
	Retén árbol levas del. giro derecho 30 x 40 x 7	S 2	R860013-1S
	Retén árbol levas tras. giro izquierdo 30 x 40 x 7	S 4	R860013-2S



KIA



Motor / Engine **Cm³** **HP** **Ø**

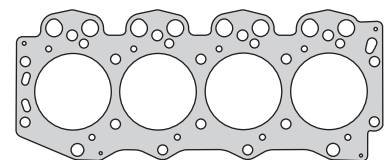
J2
(SOHC) 8V **2665** **78/83** **94.5**

Kia: K2700 1998/00, Pregio 1998/02
Besta GS 2000/..., Bongo 2008/...

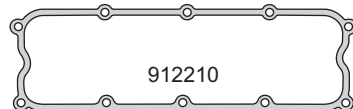
DIESEL



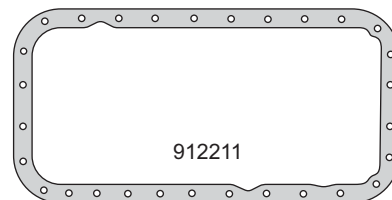
Nº OE	Descripción / Description	Mat.	Ref.
	Jgo. de juntas para motor		912100-R
	Junta tapa cilindros Ø 99.0 ± 1.70	NFT	1 912107
	Junta tapa válvulas	GS	1 912210
	Junta para cárter	NB	1 912211
	Tapa distribución	NB	1 912212
	Placa distribución	NB	1 912213
	Bomba de agua	NB	1 912214
	Múltiple de escape	AC	1 912215
	Múltiple de admisión	NB	1 912217
	Jgo. múltiple de admisión (2)	NB	1 912217-1
	Salida de escape	FCH	1 912218
	Junta termostato	NB	1 912219
	Base termostato	NB	1 912226
	Porta retén trasero	NB	1 912229
	Radiador aceite	NB	1 912230
	Junta válvula EGR	NB	1 912131
	Guarnición goma	GS	1 912233
	Bomba inyectora	NB	1 912235
	Junta	NB	1 912241
	O`ring G 9.19 x 2.62	GS	1
	O`ring G 10.77 x 2.62	GS	4
	O`ring G 15.54 x 2.62	GS	1
	O`ring G 20.3 x 2.62	GS	1
	O`ring G 24.99 x 3.53	GS	1
	O`ring G 26 x 2.40	GS	1
	O`ring G 29 x 3	GS	2
	Kit de retenes completo		R902200
	Jgo. retén válvulas (8)	P	1 R912210P
	Retén bancada 90 x 110 x 9/10.3	S	1 R912211S
	Retén distribución 53 x 70 x 11	S	1 R912212S



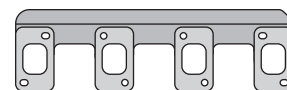
912107



912210



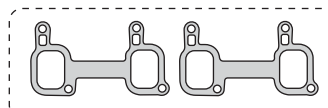
912211



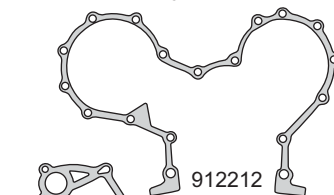
912215



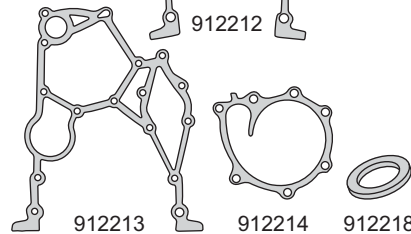
912217



912217-1



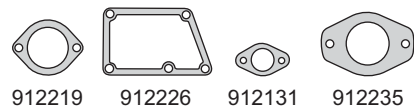
912212



912213

912214

912218

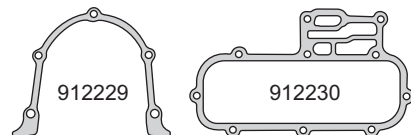


912219

912226

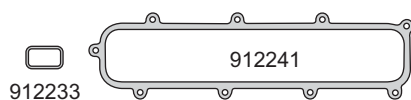
912131

912235



912229

912230



912233

912241



G 26 x 2.40

G 24.99 x 3.53

G 29 x 3



R912212S

R912211S



R912210P

KIA



Motor / Engine



Cm³

HP

Ø

J2
(SOHC) 8V

2665

78/82

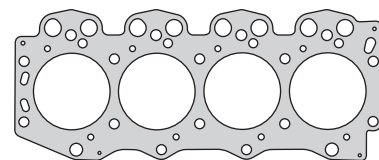
94.5

Kia: K2700 1998/00, Pregio 1998/02
Besta GS 2000/..., Bongo 2008/...

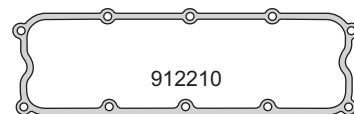
DIESEL



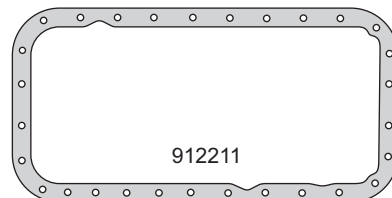
Nº OE	Descripción / Description	Mat.	Ref.
	Jgo. de juntas para motor		912200-R MLS
	Junta tapa cilindros Ø 99.0 ± 1.25	MLS	1 912208
	Junta tapa válvulas	GS	1 912210
	Junta para cárter	NB	1 912211
	Tapa distribución	NB	1 912212
	Placa distribución	NB	1 912213
	Bomba de agua	NB	1 912214
	Múltiple de escape	FCH	1 912215
	Múltiple de admisión	NB	1 912217
	Jgo. múltiple de admisión (2)	NB	1 912217-1
	Salida de escape	FCH	1 912218
	Junta termostato	NB	1 912219
	Base termostato	NB	1 912226
	Porta retén trasero	NB	1 912229
	Radiador aceite	NB	1 912230
	Bomba inyectora	NB	1 912235
	Junta	NB	1 912231
	Junta	NB	2 912232
	Guarnición goma	GS	1 912233
	Junta	NB	1 912234
	Junta	NB	1 912241
	Junta	NB	1 912242
	O'ring G 9.19 x 2.62	GS	1
	O'ring G 10.77 x 2.62	GS	4
	O'ring G 15.54 x 2.62	GS	1
	O'ring G 20.3 x 2.62	GS	2
	O'ring G 24.99 x 3.53	GS	2
	Kit de retenes completo		R912200
	Jgo. retén válvulas (8)	P	1 R912210P
	Retén bancada 90 x 110 x 9/10.3	S	1 R912211S
	Retén distribución 53 x 70 x 11	S	1 R912212S



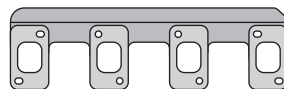
912208



912210



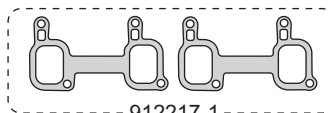
912211



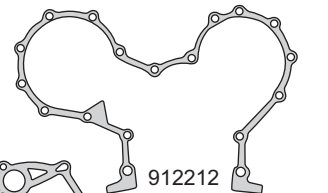
912214



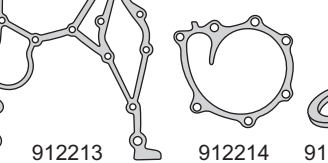
912215



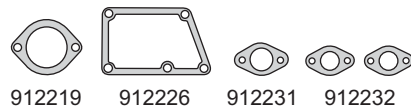
912217



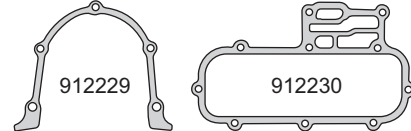
912217-1




912218



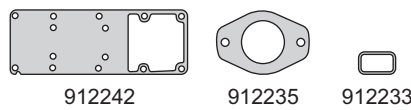
912219



912230



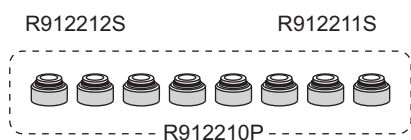
912229



912235



912231 912232



912241 912242



912233 912234



912235 912233

R912212S R912211S

R912210P

KOMATSU

Motor / Engine

Cm³

HP

Ø

Komatsu: Tractor, Autoelevador

4D94

2940

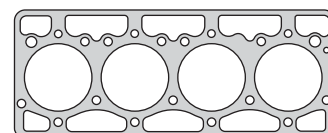
39

104


DIESEL



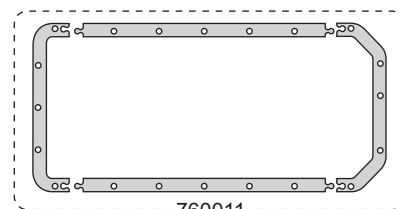
Nº OE	Descripción / Description	Mat.	Ref.
	Jgo. de juntas para motor		760000-R
	Junta tapa cilindros Ø 105.0 ±1.70	NFT	1 760007
	Junta tapa válvulas	GS	1 760010
	Jgo. para cárter (4)	NB	1 760011
	Tapa distribución	NB	1 760012
	Tapa distribución	NB	1 760012-1
	Tapa distribución	NB	1 760012-2
	Placa distribución	NB	1 760013
	Placa distribución	NB	1 760013-1
	Placa distribución	NB	1 760013-2
	Bomba de agua	NB	1 760014
	Múltiple de escape	FCH	1 760015
	Múltiple de admisión	NB	1 760017
	Colector escape	AC	2 760018
	Junta termostato	NB	1 760019
	Junta	NB	1 760026
	Junta filtro aceite	NB	1 760027
	Salida catalizador a silenciador	CU	1 760028
	Junta filtro aceite	NB	2 760029
	Soporte metálico	H	3 760030
	Soporte acople filtro combustible	H	3 760031
	Brida aceite	NB	1 760032
	Cierre lado volante	NB	1 760033
	Brida conector	NB	1 760034
	Junta enfriador de aceite	NB	1 760036
	Junta entrada refrigeracion	NB	1 760037
	Guarnición goma G 47.5 x 54 x 4.5	GS	1 760038
	Soporte filtro aceite	NB	1 760039
	Junta	NB	1 760041
	Junta	NB	1 760042
	Junta	NB	1 760043
	Junta	NB	1 760044
	Soporte bomba inyectora	NB	1 760045
	Comando bomba combustible	NB	1 760046
	Guarnición tapón goma	GS	1 760047
	Junta filtro aire	NB	1 760048
	Chaveta de cobre	CU	2 760049
	Junta	NB	1 760050
	Junta diferencial	NB	1 760059
	O´ring suplemento camisa cilindros G 104.37 x 3.53	S	4
	O´ring suplemento camisa cilindros G 104.37 x 3.53	GS	4
	Arandela tapón cárter A 9 x 18 x 1.5	F	2
	Arandela A 10 x 22 x 1 C	CU	4
	Arandela especial A 12.5 x 30 x 1.20 H	H	1
	Arandela especial A 5.5 x 11 x 2 A	AC/GS	1
	Arandela especial A 7.8 x 13.6 x 2 A	AC/GS	10
	Arandela especial A 10 x 15.7 x 2 A	AC/GS	5
	Arandela especial A 13.6 x 20 x 2 A	AC/GS	8
	Arandela especial A 16 x 22.7 x 2 A	AC/GS	8
	Arandela A 22 x 28 x 1.50 C	CU	2
	Anillo G 19 x 24 x 12	GS	1
	O´ring G 15.54 x 2.62	GS	2
	O´ring G 21.82 x 3.53	GS	2



760007



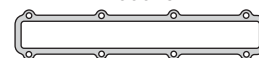
760010



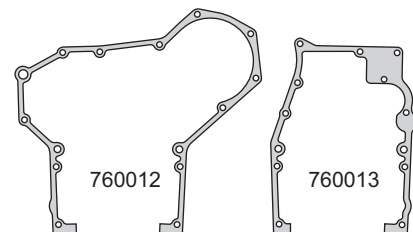
760011



760015

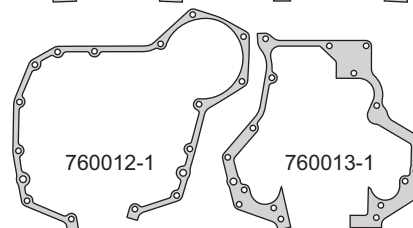


760017



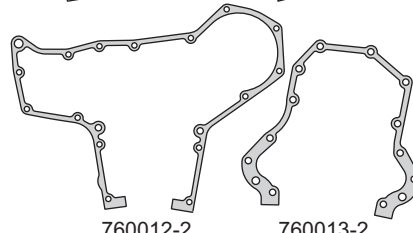
760012

760013



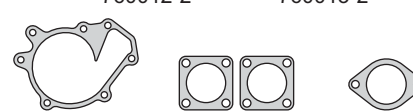
760012-1

760013-1



760012-2

760013-2



760014

760018

760019



760026



760027



760029



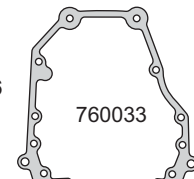
760028



760036



760030



760033



760031



760032



760034



760037



760039



760041



760042

KOMATSU



Motor / Engine

Cm³

HP

Ø

4D94

2940

39

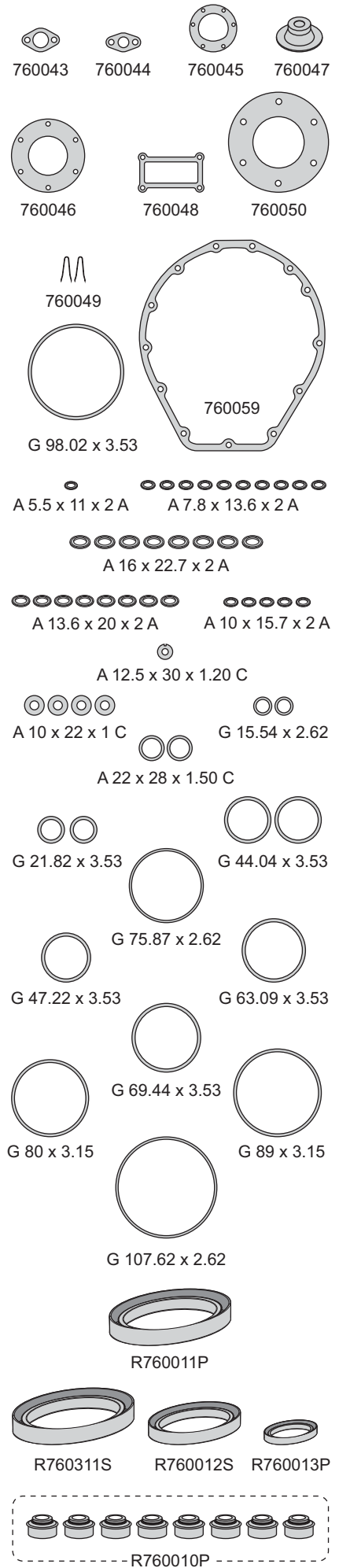
104

Komatsu: Tractor, Autoelevador

DIESEL



Nº OE	Descripción / Description	Mat.	Ref.
	O'ring G 44.04 x 3.53	GS	2
	O'ring G 47.22 x 3.53	GS	1
	O'ring G 63.09 x 3.53	GS	1
	O'ring G 69.44 x 3.53	GS	1
	O'ring G 75.87 x 2.62	GS	1
	O'ring G 80 x 3.15	GS	1
	O'ring G 89 x 3.15	GS	1
	O'ring G 98.02 x 3.53	GS	1
	O'ring G 107.62 x 2.62	GS	1
	O'ring G 135.89 x 3.53	GS	1
	Kit de retenes completo		R760000
	Jgo. retén válvulas (8)	P	1 R760010P
	Retén bancada 90 x 120 x 17	S	1 R760311S
	Retén bancada 90 x 120 x 13	S	1 R760011S
	Retén distribución 55 x 72 x 9	S	1 R760012S
	Retén árbol de levas 17 x 30 x 7	P	1 R760013P



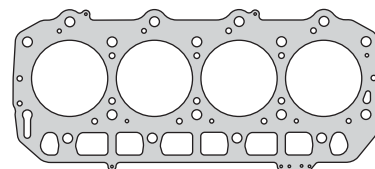
KOMATSU



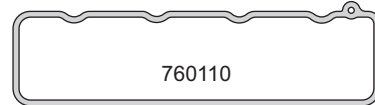
Motor / Engine **Cm³** **HP** **Ø**
4D94-E **2800** **40** **93**

Komatsu: Tractor, Autoelevador

DIESEL



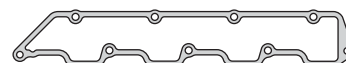
760108



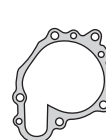
760110



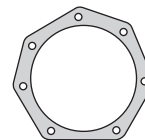
760115



760117



760114



760113



760118



760119



760129



760132



760134



760137



760138

G 9.19 x 2.62



A 8.5 x 14 x 1 C



A 12 x 19.5 x 1 C



A 14 x 18 x 1 C



A 10.5 x 14 x 1 C



A 16.5 x 24 x 2 C



A 12.5 x 18 x 1 C



G 11 x 2.20



G 13.94 x 2.62



G 50.47 x 2.62



G 34.52 x 3.53



G 31.5 x 4



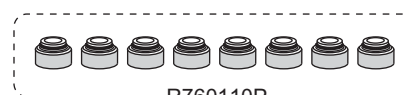
G 20.3 x 2.62



R760111S



R760113S



R760110P

Nº OE	Descripción / Description	Mat.	Ref.
	Jgo. de juntas para motor		760100-R MLS
	Junta tapa cilindros Ø 95.0 ± 1.60	NFT	760107
	Junta tapa cilindros Ø 94.0 ± 0.40	MLS	1 760108
	Sellador líquido - caucho de silicona		TRN0085G
	Junta tapa válvulas	GS	1 760110
	Frente distribución	NB	1 760113
	Bomba de agua	NB	1 760114
	Múltiple de escape	AC	1 760115
	Múltiple de admisión	SLS	1 760117
	Salida de escape	GFT	1 760118
	Base termostato	NB	1 760119
	Cubre volante	NB	1 760129
	Entrada admisión	NB	1 760132
	Cuerpo termostato	NB	1 760134
	Casquillo metálico fijación A 12.8 x 17.6 x 7.3 A	AC	4 760137
	Junta	NB	1 760138
	Arandela A 8.5 x 14 x 1 C	CU	4
	Arandela A 10.5 x 14 x 1 C	CU	1
	Arandela A 12 x 19.5 x 1 C	CU	4
	Arandela A 12.5 x 18 x 1 C	CU	3
	Arandela A 14 x 18 x 1 C	CU	8
	Arandela A 16.5 x 24 x 2 C	CU	1
	O'ring G 9.19 x 2.62	GS	1
	O'ring G 11 x 2.20	GS	3
	O'ring G 13.94 x 2.62	GS	1
	O'ring G 20.3 x 2.62	GS	2
	O'ring G 31.5 x 4	GS	1
	O'ring G 34.52 x 3.53	GS	2
	O'ring G 50.47 x 2.62	GS	1
	Kit de retenes completo		R760100
	Jgo. retén válvulas (8)	P	1 R760110P
	Retén bancada 95 x 115 x 12	S	1 R760111S
	Retén distribución 62 x 77 x 9	S	1 R760113S

KOMATSU



Motor / Engine Cm³ HP Ø

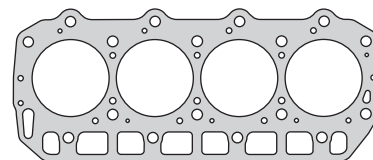
4D94-E 2800 40 94

Komatsu: Tractor, Autoelevador

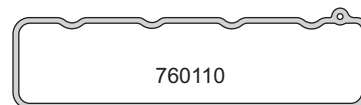
DIESEL



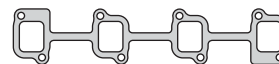
Nº OE	Descripción / Description	Mat.	Ref.
	Jgo. de juntas para motor	●	760200-R
	Junta tapa cilindros Ø 95.5 x 1.65	NFT 1	760207
	Sellador líquido - caucho de silicona		TRN0085G
	Junta tapa válvulas	GS 1	760110
	Frente distribución	NB 1	760113
	Bomba de agua	NB 1	760114
	Múltiple de escape	AC 1	760115
	Múltiple de admisión	SLS 1	760117
	Salida de escape	GFT 1	760118
	Base termostato	NB 1	760119
	Cubre volante	NB 1	760129
	Entrada admisión	NB 1	760132
	Cuerpo termostato	NB 1	760134
	Casquillo metálico fijación A 12.8 x 17.6 x 7.3 A	AC 4	760137
	Junta	NB 1	760138
	Arandela A 8.5 x 14 x 1 C	CU 4	
	Arandela A 10.5 x 14 x 1 C	CU 1	
	Arandela A 12 x 19.5 x 1C	CU 4	
	Arandela A 12.5 x 18 x 1 C	CU 3	
	Arandela A 14 x 18 x 1 C	CU 8	
	Arandela A 16.5 x 24 x 2 C	CU 1	
	O'ring G 9.19 x 2.62	GS 1	
	O'ring G 11 x 2.20	GS 3	
	O'ring G 13.94 x 2.62	GS 1	
	O'ring G 20.3 x 2.62	GS 2	
	O'ring G 31.5 x 4	GS 1	
	O'ring G 34.52 x 3.53	GS 2	
	O'ring G 50.47 x 2.62	GS 1	
	Kit de retenes completo		R760100
	Jgo. retén válvulas (8)	P 1	R760110P
	Retén bancada 95 x 115 x 12	S 1	R760111S
	Retén distribución 62 x 77 x 9	S 1	R760113S



760207



760110



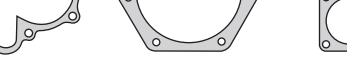
760115



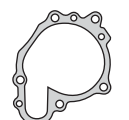
760114



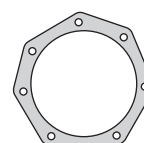
760115



760117



760119



760113



760118



760134



760129



760132



A 8.5 x 14 x 1 C



A 12 x 19.5 x 1C



A 14 x 18 x 1 C



A 10.5 x 14 x 1 C



A 16.5 x 24 x 2 C



A 12.5 x 18 x 1 C



G 9.19 x 2.62



G 11 x 2.20



G 13.94 x 2.62



G 20.3 x 2.62




G 31.5 x 4



G 34.52 x 3.53



G 50.47 x 2.62



G 9.19 x 2.62



G 11 x 2.20



G 13.94 x 2.62




G 20.3 x 2.62



G 31.5 x 4



G 34.52 x 3.53



G 50.47 x 2.55



G 11 x 2.20



G 13.94 x 2.62



G 20.3 x 2.62



G 31.5 x 4



G 34.52 x 3.53



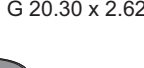
G 50.47 x 2.55



G 11 x 2.20



G 13.94 x 2.62



G 20.3 x 2.62



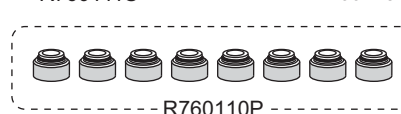
G 31.5 x 4



R760111S



R760113S



R760100

KOMATSU



Motor / Engine **Cm³** **HP** **Ø**

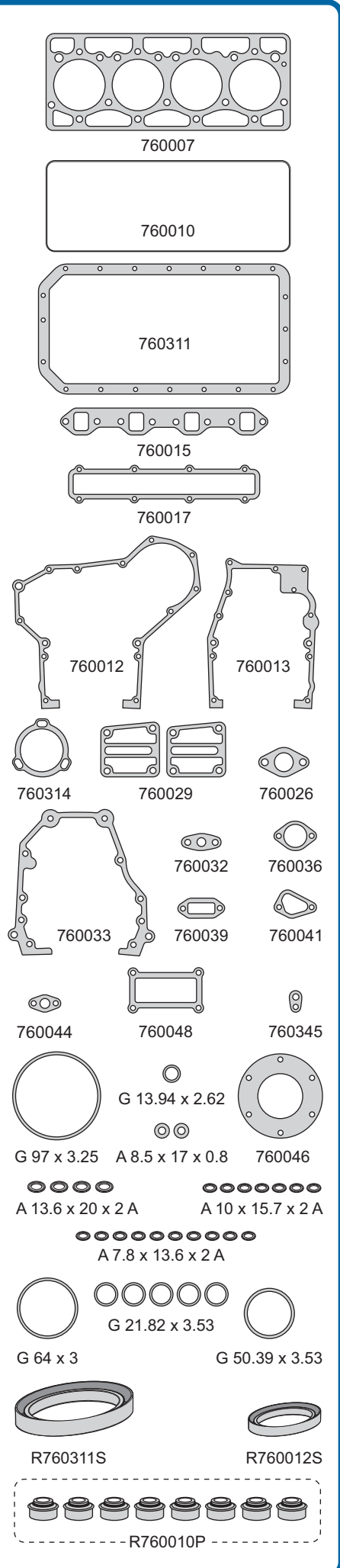
4D94 **2940** **39** **104**

Komatsu: Tractor, Autoelevador

DIESEL



Nº OE	Descripción / Description	Mat.	Ref.
	Jgo. de juntas para motor		760300-R
	Junta tapa cilindros Ø 105.0 ±1.70	NFT	1 760007
	Junta tapa válvulas	GS	1 760010
	Junta para cárter	CG	1 760311
	Tapa distribución	NB	1 760012
	Placa distribución	NB	1 760013
	Bomba de agua	NB	1 760314
	Múltiple de escape	FCH	1 760015
	Múltiple de admisión	NB	1 760017
	Junta	NB	1 760026
	Junta filtro de aceite	NB	2 760029
	Brida aceite	NB	1 760032
	Cierre lado volante	NB	1 760033
	Junta enfriador aceite	NB	1 760036
	Guarnición G 47.5 x 54 x 4.5	GS	1 760038
	Soporte filtro aceite	NB	1 760039
	Junta	NB	1 760041
	Junta	NB	1 760044
	Junta unión	NB	1 760345
	Junta comando bomba combustible	NB	1 760046
	Junta filtro aire	NB	1 760048
	Arandela A 7.8 x 13.6 x 2 A	AC/GS	10
	Arandela A 10 x 15.7 x 2 A	AC/GS	7
	Arandela A 13.6 x 20 x 2 A	AC/GS	4
	Arandela A 8.5 x 17 x 0.8 F	F	2
	Arandela A 10 x 20 x 1 C	CU	4
	O'ring suplemento tapa de cilindros G 104.37 x 3.53	S	4
	O'ring suplemento tapa de cilindros G 104.37 x 3.53	GS	4
	O'ring G 13.94 x 2.62	GS	1
	O'ring G 21.82 x 3.53	GS	5
	O'ring G 50.39 x 3.53	GS	1
	O'ring G 64 x 3	GS	1
	O'ring G 97 x 3.25	GS	1
	O'ring G 107.62 x 2.62	GS	1
	O'ring G 134 x 3	GS	1
	Kit de retenes completo		R760300
	Jgo. retén válvulas (8)	P	1 R760010P
	Retén bancada 90 x 120 x 17	S	1 R760311S
	Retén distribución 55 x 72 x 9	S	1 R760012S



KOMATSU



Motor / Engine

Cm³

HP

Ø

4D95L

3260

54/65

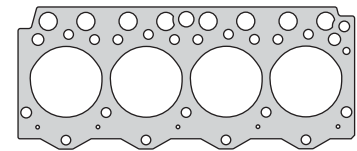
96

Komatsu: Tractor, Autoelevador

DIESEL



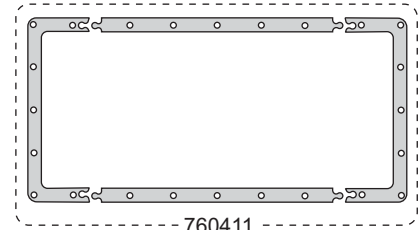
Nº OE	Descripción / Description	Mat.	Ref.
	Jgo. de juntas para motor	●	760400-R
	Junta tapa cilindros Ø 97.0 ±1.45	NFT	1 760407
	Junta tapa válvulas	GS	1 760410
	Jgo. junta para cárter (4)	NB	1 760411
	Tapa distribución	NB	1 760412
	Placa distribución	NB	1 760413
	Bomba de agua	NB	1 760414
	Múltiple de escape	AC	1 760415
	Salida de escape	AC	1 760418
	Junta codo de agua	NB	1 760430
	Guarnición goma G 11.65 x 29 x 5/7.70	GS	3 760434
	Entrada de aire a colector	NB	2 760436
	Junta refrigerador aceite	NB/GS	2 760437
	Guarnición G 47.5 x 54 x 4.5	GS	1 760038
	Placa bomba de agua	NB	1 760438
	Placa bomba de agua	NB	1 760439
	Junta tubo escape	NB	1 760440
	Arandela cónica A 7.8 x 13.8 x 3.8	CU	4
	Arandela A 8 x 13.6 x 2 A	AC/GS	1
	Arandela A 10 x 15.7 x 1.70 A	AC/GS	4
	Arandela A 13.6 x 20 x 2 A	AC/GS	8
	Arandela A 20.5 x 31 x 1 C	CU	1
	O'ring G 18 x 2	GS	1
	O'ring G 20.32 x 2.62	S	1
	O'ring G 40.87 x 3.53	GS	1
	O'ring G 50.39 x 3.53	GS	1
	O'ring G 64 x 3	GS	1
	O'ring G 94 x 3	GS	1
	O'ring G 134 x 3	GS	2
	Kit de retenes completo		R760400
	Jgo. retén válvulas (8)	P	1 R760410P
	Retén bancada 95 x 120 x 17	S	1 R760411S
	Retén distribución 62 x 85 x 12	S	1 R760412S



760407



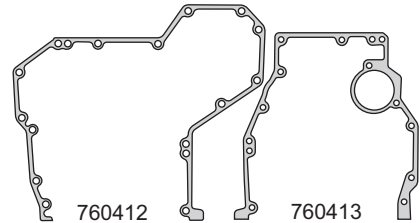
760410



760411

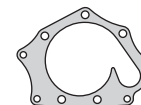


760414



760412

760413



760414



760418



760430



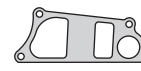
760437



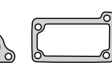
760436



760434



760438



760440



760439

A 7.8 x 13.6 x 2 A



A 7 x 13.8 x 3.8



A 10 x 15.7 x 2 A



A 13.6 x 20 x 2 A



G 20 x 2.50



G 18 x 2



G 20.5 x 31 x 1 C



G 64 x 3



G 40.87 x 3.53



G 50.39 x 3.53

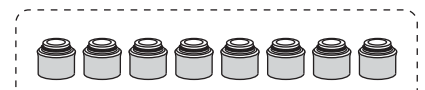
G 94 x 3



R760411S



R760412S



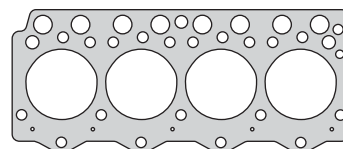
R760410P

KOMATSU




Motor / Engine	Cm ³	HP	Ø
4D95	3260	54	96
DIESEL			

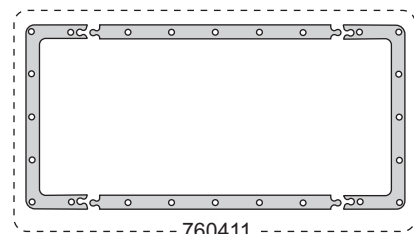
Komatsu: Tractor, Autoelevador



760508



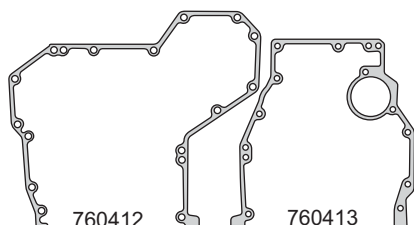
760410



760411

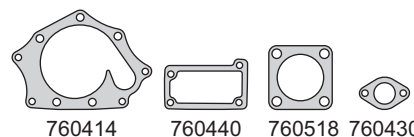


760415



760412

760413

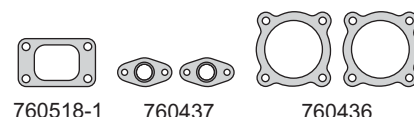


760414

760440

760518


760430



760518-1

760437

760436



760438

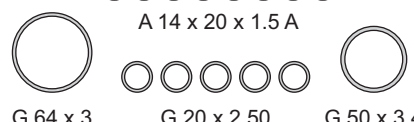
760434

760439

A 7 x 13.8 x 3.8

A 8 x 13.7 x 1.50 A A 10 x 15.7 x 2 A

A 14 x 20 x 1.5 A



G 64 x 3

G 20 x 2.50

G 50 x 3.4



G 18 x 2

G 20.5 x 31 x 1 C

G 20 x 2.5



G 40 x 3.6

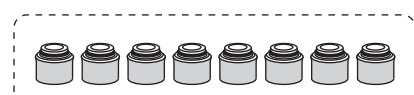
G 98 x 3

G 64 x 3



R760411S

R760412S



R760410P

Nº OE	Descripción / Description	Mat.	Ref.
	Jgo. de juntas para motor		760500-R MLS
	Junta tapa cilindros Ø 97.0 ± 1.40	MLS	1 760508
	Junta tapa válvulas	GS	1 760410
	Jgo. junta para cárter (4)	NB	1 760411
	Tapa distribución	NB	1 760412
	Placa distribución	NB	1 760413
	Bomba de agua	NB	1 760414
	Múltiple de escape	AC	1 760415
	Salida de escape	AC	1 760518
	Salida de escape	AC	1 760518-1
	Junta codo de agua	NB	1 760430
	Guarnición goma G 11.65 x 29 x 5/7.70	GS	3 760434
	Entrada de aire a colector	NB	2 760436
	Junta refrigerador aceite	NB/GS	2 760437
	Guarnición G 47.5 x 54 x 4.5	GS	1 760038
	Placa bomba de agua	NB	1 760438
	Placa bomba de agua	NB	1 760439
	Junta tubo de escape	NB	1 760440
	Anillo G 14 x 19 x 2.80	GS	1
	Arandela cónica A 7 x 13.8 x 3.8	CU	4
	Arandela A 7.8 x 13.6 x 2 A	AC/GS	1
	Arandela A 10 x 15.7 x 2 A	AC/GS	4
	Arandela A 13.6 x 20 x 2 A	AC/GS	8
	Arandela A 20.5 x 31 x 1 C	CU	1
	O'ring G 18 x 2	GS	1
	O'ring G 20.32 x 2.62	S	1
	O'ring G 40.87 x 3.53	GS	1
	O'ring G 50.39 x 3.53	GS	1
	O'ring G 64 x 3	GS	1
	O'ring G 94 x 3	GS	1
	O'ring G 134 x 3	GS	2
	Kit de retenes completo		R760400
	Jgo. retén válvulas (8)	P	1 R760410P
	Retén bancada 95 x 120 x 17	S	1 R760411S
	Retén distribución 62 x 85 x 12	S	1 R760412S

KOMATSU



Motor / Engine Cm³ HP Ø

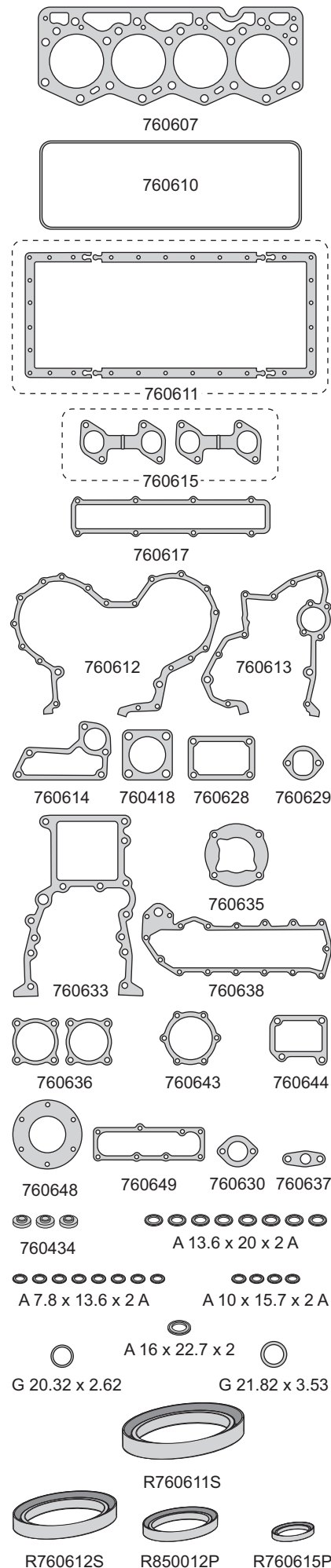
4D105-5 4330 63/66 112

Komatsu: Tractor, Autoelevador

DIESEL



Nº OE	Descripción / Description	Mat.	Ref.
	Jgo. de juntas para motor	●	760600-R
	Junta tapa cilindros Ø 113.0 ± 1.70	NFT	1 760607
	Junta tapa válvulas	GS	1 760610
	Jgo. junta para cárter (4)	NB	1 760611
	Tapa distribución	NB	1 760612
	Placa distribución	NB	1 760613
	Bomba de agua	NB	1 760614
	Jgo. múltiple escape (2)	AC	1 760615
	Múltiple admisión	NB	1 760617
	Salida de escape	AC	1 760418
	Acople filtro de aceite	NB	1 760628
	Acople bomba de agua	NB	1 760629
	Junta codo de agua	NB	1 760630
	Cierre lado volante	NB	1 760633
	Guarnición goma G 11.65 x 29 x 5/7.7	GS	3 760434
	Placa adaptadora bomba inyección	NB	1 760635
	Entrada de aire a colector	NB	2 760636
	Junta enfriador aceite	NB	1 760638
	Junta brida	NB	1 760637
	Guarnición goma G 72 x 85 x 6	GS	1 760639
	Tapa engranaje	NB	1 760643
	Tapa inspección	NB	1 760644
	Junta	NB	1 760648
	Tapa inspección	NB	1 760649
	Arandela A 10 x 15.7 x 2 A	ACGS	4
	Arandela A 7.8 x 13.6 x 2 A	ACGS	8
	Arandela A 13.6 x 20 x 2 A	ACGS	8
	Arandela A 16 x 22.7 x 2	ACGS	1
	Arandela A 27.5 x 33 x 2 C	CU	1
	Anillo G 111 x 116 x 8.2	GS	4
	O'ring G 20.32 x 2.62	GS	1
	O'ring G 21.82 x 3.53	GS	1
	O'ring G 24.99 x 3.53	S	3
	O'ring G 26.57 x 3.53	GS	2
	O'ring G 34.52 x 3.53	S	1
	O'ring G 63 x 3	GS	1
	O'ring G 107.62 x 2.62	GS	1
	O'ring G 134 x 3	GS	1
	O'ring suplemento junta tapa cilindros G 108 x 4	S	4
	O'ring suplemento junta tapa cilindros G 108 x 4	GS	4
	Kit de retenes completo		R760600
	Retén bancada 105 x 135 x 18	S	1 R760611S
	Retén distribución 65 x 90 x 13	S	1 R760612S
	Retén árbol de levas 57.15 x 76.2 x 9.5	P	1 R850012P
	Retén auxiliar 11 x 22 x 7	P	1 R760615P



KOMATSU



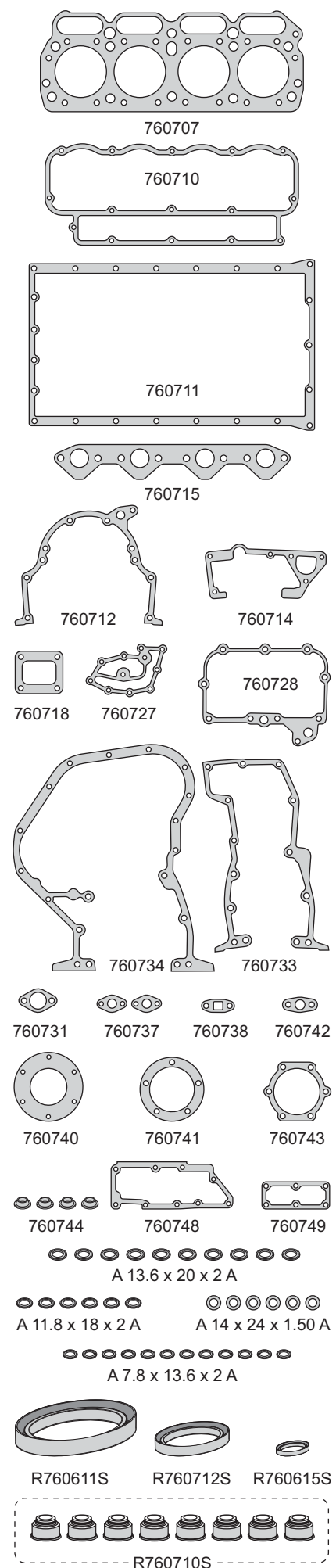
Motor / Engine	Cm ³	HP	Ø
4D105-3	4330	63	111

Komatsu: Tractor, Autoelevador

DIESEL



Nº OE	Descripción / Description	Mat.	Ref.
	Jgo. de juntas para motor		760700-R
	Junta tapa cilindros Ø 112.0 ±1.75	NFT 1	760707
	Junta tapa válvulas	NB 1	760710
	Junta para cárter	CG 1	760711
	Frente motor	NB 1	760712
	Bomba de agua	NB 1	760714
	Múltiple de escape	FCH 1	760715
	Salida de escape	AC 1	760718
	Junta soporte tapa aceite	NB 1	760727
	Junta base filtro aceite a block	NB 1	760728
	Junta conector agua	NB 1	760731
	Junta tapa block lado volante	NB 1	760733
	Junta alojamiento volante a placa	NB 1	760734
	Junta refrigeración aceite	NB 2	760737
	Junta	NB 1	760738
	Guarnición G 47.5 x 54 x 4.5	GS 1	760038
	Junta	NB 1	760740
	Junta	NB 1	760741
	Junta tubo llenado aceite	NB 1	760742
	Junta tapa engranaje	NB 1	760743
	Guarnición G 12 x 23.5 x 8.6	GS 4	760744
	Junta tapa frontal inspección	NB 1	760748
	Junta tapa inspección	NB 1	760749
	Arandela A 7.8 x 13.6 x 2 A	AC/GS 12	
	Arandela A 13.6 x 20 x 2 A	AC/GS 10	
	Arandela A 11.8 x 18 x 2 A	AC/GS 6	
	Arandela A 14 x 24 x 1.5 A	AL 6	
	Arandela A 30 x 40 x 2 A	AL 1	
	O'ring G 11 x 2.20	GS 4	
	O'ring G 18 x 2.20	GS 1	
	O'ring G 21.82 x 3.53	GS 1	
	O'ring G 23.39 x 3.53	GS 2	
	O'ring G 23.47 x 2.62	GS 1	
	O'ring G 28.17 x 3.53	GS 2	
	O'ring G 29.74 x 3.53	GS 1	
	O'ring G 53.57 x 3.53	GS 1	
	O'ring G 64 x 3.10	GS 1	
	O'ring G 75 x 3.10	GS 1	
	O'ring G 88 x 3.10	GS 2	
	O'ring G 88 x 3.10	GS 1	
	O'ring G 97 x 3.20	GS 1	
	O'ring G 107.62 x 2.62	GS 1	
	O'ring suplemento camisa cilindros G 117.07 x 3.45	S 4	
	O'ring suplemento camisa cilindros G 117.07 x 3.45	GS 4	
	Kit de retenes completo		R760700
	Jgo. retén válvulas (8)	S 1	R760710S
	Retén bancada 105 x 135 x 18	S 1	R760611S
	Retén distribución 60 x 82 x 12	S 1	R760712S
	Retén árbol de levas 11 x 22 x 7	S 1	R760615S



KOMATSU

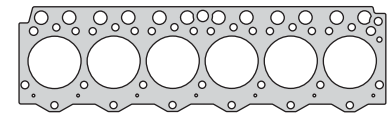


Motor / Engine	Cm ³	HP	Ø
6D95	4890	71	97
DIESEL			


Komatsu: Tractor, Excavadora



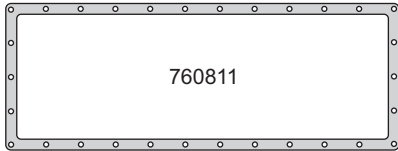
Nº OE	Descripción / Description	Mat.	Ref.
	Jgo. de juntas para motor	●	760800-R
	Junta tapa cilindros Ø 96.8 ±1.70	NFT 1	760807
	Junta tapa válvulas	GS 1	760810
	Junta para cárter	NB 1	760811
	Tapa distribución	NB 1	760412
	Placa distribución	NB 1	760413
	Bomba de agua	NB 1	760814
	Jgo. múltiple de escape (2)	AC 1	760815
	Salida de escape	AC 1	760818
	Junta codo de agua	NB 1	760830
	Guarnición goma G 29 x 11 x 5/8	GS 4	760634
	Entrada de aire a colector	NB 2	760436
	Junta refrigerador aceite	GS/NB 2	760837
	Guarnición G 47.5 x 54 x 4.5	NB 1	760038
	Placa bomba de agua	GS 1	760438
	Junta tubo de escape	NB 1	760440
	Arandela cónica A 7 x 13.8 x 3.8	CU 6	
	Arandela A 7.8 x 13.6 x 2 A	AC/GS 1	
	Arandela A 10 x 15.7 x 2 A	AC/GS 4	
	Arandela A 13.6 x 20 x 2 A	AC/GS 8	
	Arandela A 20 x 30 x 1 A	AL 1	
	O'ring G 17.12 x 2.62	GS 1	
	O'ring G 28.17 x 3.53	GS 1	
	O'ring G 40.87 x 3.53	GS 1	
	O'ring G 50.39 x 3.53	GS 1	
	O'ring G 72 x 2	GS 1	
	O'ring G 97 x 3.10	GS 1	
	O'ring G 134 x 3	GS 1	
	Kit de retenes completo		R760800
	Jgo. retén válvulas (12)	P 1	R760810P
	Retén bancada 95 x 120 x 17	S 1	R760411S
	Retén distribución 62 x 85 x 12	S 1	R760412S




760807



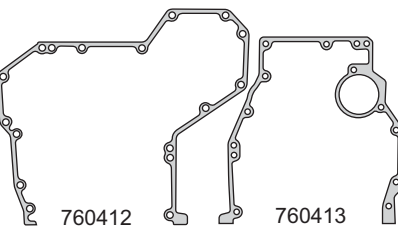
760810



760811

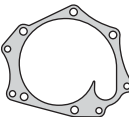


760412



760412

760413



760814



760440



760818



760830




760436



760837



760438



760634

A 13.6 x 20 x 2 A



A 7 x 13.8 x 3.8



A 10 x 15.7 x 2 A

A 7.8 x 13.6 x 2 A



G 28.17 x 3.53



G 17.12 x 2.62



G 40.87 x 3.53



G 72 x 2



G 50.39 x 3.53

G 97 x 3.10

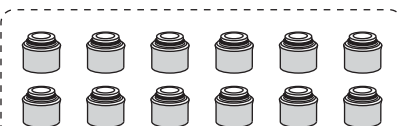
G 97 x 3.10



R760411P



R760412S



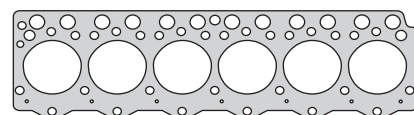
R760810P

KOMATSU




Motor / Engine	Cm ³	HP	Ø
6D95	4890	71	94
DIESEL			

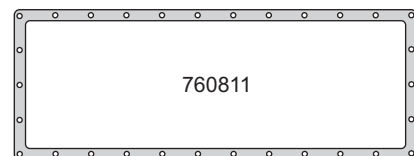
Komatsu: Tractor, Autoelevador



760908



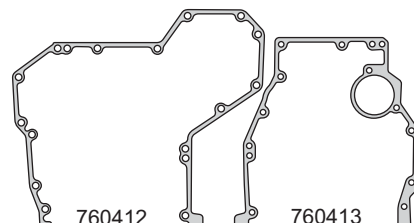
760810



760811

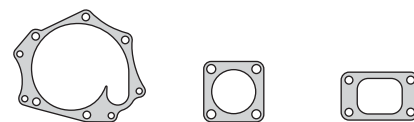


760815



760412

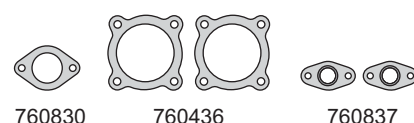
760413



760814

760818

760918



760830

760436

760837



760438

760434

G 40 x 3.6



A 7 x 13.8 x 3.8

A 10 x 15.7 x 2 A

A 7.8 x 13.6 x 2 A

A 13.6 x 20 x 2 A

A 20 x 30 x 1 A

G 14 x 19 x 2.80

G 17.12 x 2.62



G 50.39 x 3.53

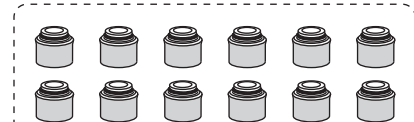
G 28.17 x 3.53

G 97 x 3.1



R760411P

R760412S



R760810P

Nº OE	Descripción / Description	Mat.	Ref.
	Jgo. de juntas para motor		760900-R MLS
	Junta tapa cilindros Ø 96.8 ± 1.40	MLS	1 760908
	Junta tapa válvulas	GS	1 760810
	Junta para cárter	NB	1 760811
	Tapa distribución	NB	1 760412
	Placa distribución	NB	1 760413
	Bomba de agua	NB	1 760814
	Jgo. múltiple de escape (2)	AC	1 760815
	Junta tubo de escape	AC	1 760918
	Salida de escape	AC	1 760818
	Junta codo de agua	NB	1 760830
	Guarnición goma G 29 x 11.8 x 5/7.70	GS	4 760434
	Entrada de aire a colector	NB	2 760436
	Junta refrigerador aceite	NB/GS	2 760837
	Guarnición G 47.5 x 54 x 4.5	GS	1 760038
	Placa bomba de agua	NB	1 760438
	Arandela cónica A 7.8 x 13.8 x 3.8 C	CU	6
	Arandela A 7.8 x 13.6 x 2 A	AC/GS	1
	Arandela A 10 x 15.7 x 2 A	AC/GS	4
	Arandela A 13.6 x 20 x 2 A	AC/GS	8
	Arandela A 20 x 30 x 1 A	AL	1
	Anillo G 14 x 19 x 2.80	GS	1
	O'ring G 17.12 x 2.62	GS	1
	O'ring G 28.17 x 3.53	GS	1
	O'ring G 40.87 x 3.53	GS	1
	O'ring G 50.39 x 3.53	GS	1
	O'ring G 97 x 3.1	GS	1
	O'ring G 134 x 3	GS	1
	Kit de retenes completo		R760800
	Jgo. retén válvulas (12)	P	1 R760810P
	Retén bancada 95 x 120 x 17	S	1 R760411S
	Retén distribución 62 x 85 x 12	S	1 R760412S



taranto

Luego de meses de investigación y ensayos en motores hemos logrado esta nueva versión de junta combinando la sellabilidad de materiales fibrosos y el cierre de cámara de combustión de juntas Multiláminas (MLS).

NUEVA TECNOLOGIA



Aro de fuego de acero sólido 4 mm. de apoyo en zona crítica.



Mayor coeficiente de disipación térmica

— Aro de fuego solapado.

Junta de baja resistencia térmica.



Nueva Tecnología Taranto.

Las juntas están diseñadas para superar las exigencias de presión y temperatura que producen los motores de última generación.

- ▶ Micro y macro sellado en zonas críticas.
- ▶ Compensa los espesores rectificadas, con el objetivo de no alterar la relación de compresión.
- ▶ Aro de fuego de acero sólido que garantiza el excelente sellado de la cámara de combustión en las zonas críticas.

KUBOTA

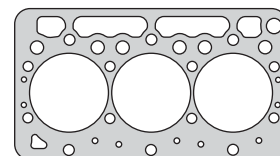


Motor / Engine	Cm ³	HP	Ø
3D66	719	20	86
DIESEL			


Kubota: Maquinaria Agrícola D722



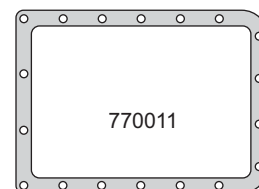
Nº OE	Descripción / Description	Mat.	Ref.
	Jgo. de juntas para motor		770000-R
	Junta tapa cilindros Ø 68.8 ± 1.70	NFT	1 770007
	Junta tapa válvulas	GS	1 770010
	Junta para cárter	NB	1 770011
	Junta distribución	NB	1 770012
	Junta tapa trasera	NB	1 770013
	Bomba de agua	NB	1 770014
	Múltiple de escape	FCH	1 770015
	Salida de escape	FCH	1 770018
	Junta termostato	SLS	1 770019
	Bomba de combustible	SLS	1 770029
	Bomba de aceite	NB	1 770031
	Cuerpo termostato	NB	1 770034
	Comando bomba inyectora	SLS	1 770035
	Junta	NB	1 770037
	Junta	NB	1 770038
	Arandela A 6 x 10 x 1C	CU	8
	Arandela A 8.5 x 12.5 x 1.50 C	CU	2
	Arandela A 10.5 x 13.5 x 1 C	CU	2
	Arandela A 11.5 x 18 x 1.60 C	CU	3
	Arandela A 22.5 x 28 x 1.50 C	CU	1
	Anillo G 135 x 138 x 2.62	GS	1
	O'ring G 6 x 1.40	GS	1
	O'ring G 6.5 x 2	GS	1
	O'ring G 12.37 x 2.62	GS	3
	O'ring G 15.6 x 1.78	GS	1
	O'ring G 16.5 x 2.40	GS	1
	O'ring G 29 x 3	GS	1
	Kit de retenes completo		R770000
	Jgo. retén válvulas (6)	P	1 R770010P
	Retén bancada 68 x 80 x 10	S	1 R770011S
	Retén distribución 35 x 47 x 7	S	1 R550613S



770007



770010



770011




770012



770013



770014



770015



770018



770019



770029



770031



770034



770035



770037



770038



G 29 x 3



A 10.5 x 13.5 x 1 C



A 11.5 x 18 x 1.60 C



A 6 x 10 x 1 C



A 22.5 x 28 x 1.5 C



A 8.5 x 12.5 x 1.5 C



G 12.37 x 2.62



G 15.6 x 1.78



G 16.50 x 2.40



G 6.5 x 2



G 6 x 1.40



G 135 x 138 x 2.62



R770011S



R550613S



R770010P

KUBOTA

Motor / Engine

Cm³

HP

Ø

Kubota: Maquinaria Agrícola D905

3D72

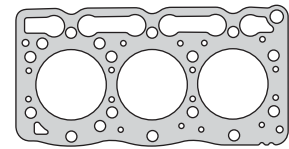
898

72


DIESEL



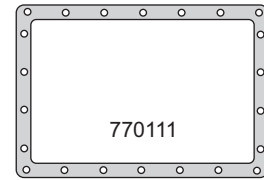
Nº OE	Descripción / Description	Mat.	Ref.
	Jgo. de juntas para motor	●	770100-R
	Junta tapa cilindros Ø 73.0 ± 1.70	GFT	1 770107
	Junta tapa válvulas	GS	1 770110
	Junta para cárter	NB	1 770111
	Junta distribución	SLS	1 770112
	Junta tapa trasera	SLS	1 770113
	Bomba de agua	NB	1 770114
	Múltiple de escape	FCH	1 770115
	Múltiple de admisión	NB	1 770117
	Salida de escape	FCH	1 770018
	Junta termostato	SLS	1 770119
	Bomba combustible	NB	2 770128
	Bomba de combustible	SLS	1 770129
	Junta acople inyección	NB	1 770130
	Junta cuerpo acelerador	SLS	1 770131
	Comando bomba inyectora	SLS	1 770135
	Brida válvula combustible	NB	1 770140
	Tapa trasera a tapa de cilindros	SLS	1 770142
	Junta brida	NB	1 770145
	Arandela A 6 x 10 x 1 C	CU	6
	Arandela A 8.5 x 12 x 1C	CU	1
	Arandela A 7.5 x 12 x 1.5 C	CU	3
	Arandela A 10.5 x 13.5 x 1 C	CU	2
	Arandela A 12.5 x 16 x 1.50 C	CU	1
	Arandela A 11.5 x 18 x 1.60 C	CU	3
	Arandela A 22.5 x 28 x 1.50 C	CU	2
	O´ring G 6.02 x 2.62	S	1
	O´ring G 9 x 2	S	1
	O´ring G 9.19 x 2.62	S	2
	O´ring G 15.54 x 2.62	S	4
	O´ring G 27.5 x 2	S	1
	O´ring G 29 x 3	S	1
	O´ring G 58 x 3	S	1
	Kit de retenes completo		R770100
	Jgo. retén válvulas (6)	P	1 R770010P
	Retén bancada 77 x 90 x 10	S	1 R770111S
	Retén distribución 35 x 50 x 8	S	1 R861112S
	Retén auxiliar 10 x 15 x 4	S	1 R770115P



770107




770110



770111



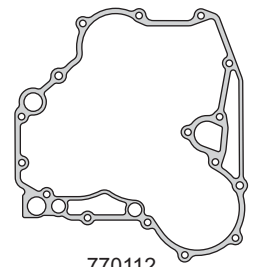
770114



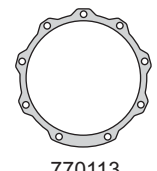
770115



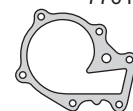
770117



770112



770113



770114



770018



770119



770129



770128



770130



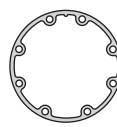
770131



770140



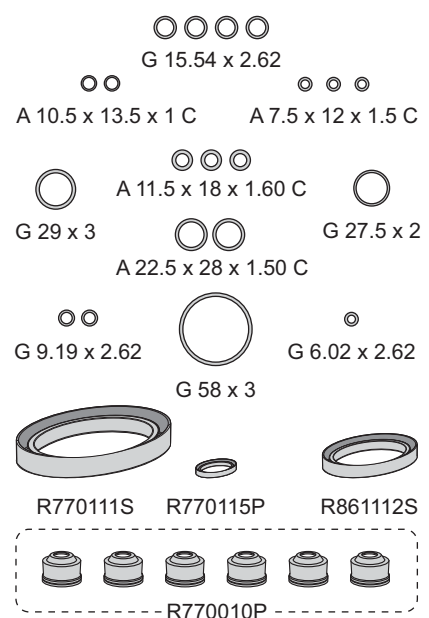
770142



770135



770145



KUBOTA

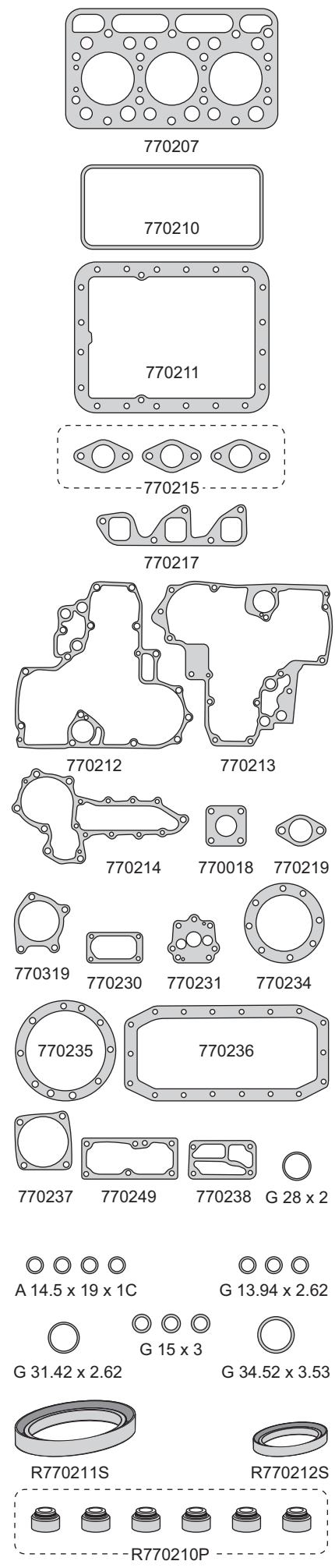


Motor / Engine	Cm ³	HP	Ø
3D66	719	20	77
DIESEL			

Kubota: Maquinaria Agrícola D722



Nº OE	Descripción / Description	Mat.	Ref.
	Jgo. de juntas para motor		770200-R
	Junta tapa cilindros Ø 78.0 ± 1.70	NFT	1 770207
	Junta tapa válvulas	GS	1 770210
	Junta para cárter	NB	1 770211
	Junta distribución	NB	1 770212
	Junta tapa trasera	NB	1 770213
	Bomba de agua	NB	1 770214
	Jgo. múltiple de escape (3)	NFT	1 770215
	Múltiple de admisión	NB	1 770217
	Salida de escape	FCH	1 770018
	Junta termostato	NFT	1 770219
	Placa bomba de agua	NB	1 770319
	Junta tapa bomba inyección	NB	1 770230
	Junta bomba de aceite	NB	1 770231
	Junta cierre bancada interior	NB	1 770234
	Junta cierre bancada exterior	NB	1 770235
	Junta	NB	1 770236
	Junta	NB	1 770237
	Junta	NB	1 770238
	Tapa inspección	NB	1 770249
	O´ring G 7 x 1.65	GS	1
	O´ring G 8 x 2.40	GS	1
	O´ring G 13.94 x 2.62	GS	3
	O´ring G 15 x 3	GS	3
	O´ring G 28 x 2	GS	1
	O´ring G 31.42 x 2.62	GS	1
	O´ring G 34.52 x 3.53	GS	1
	Arandela A14.5 x 19 x 1C	CU	4
	Arandela A 8.5 x 14 x 1 C	CU	4
	Kit de retenes completo		R770200
	Jgo. retén válvulas (6)	P	1 R770210P
	Retén bancada 85 x 102 x 13	S	1 R770211S
	Retén distribución 42 x 55 x 9	S	1 R770212S



KUBOTA



Motor / Engine **Cm³** **HP** **Ø**

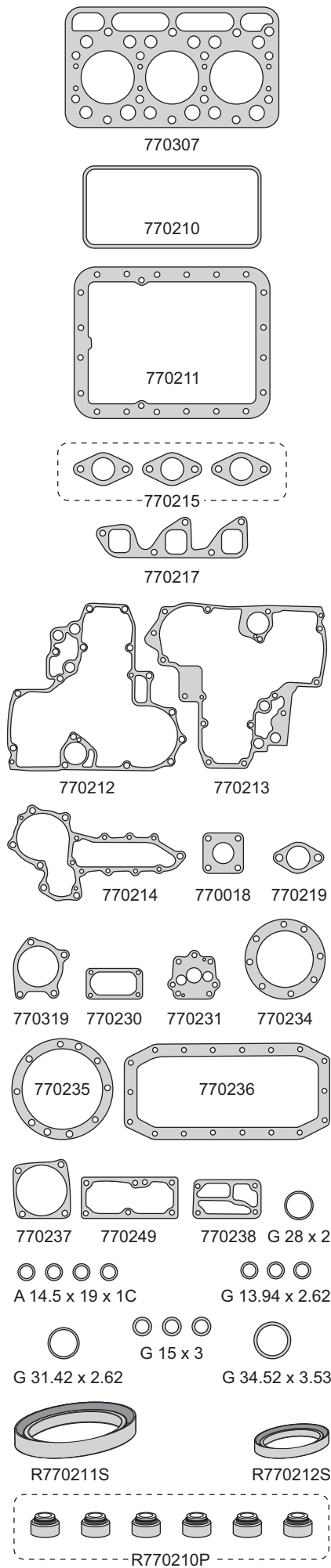
3D85 **1395** **35** **77**

Kubota: Maquinaria Agrícola D1402

DIESEL



Nº OE	Descripción / Description	Mat.	Ref.
	Jgo. de juntas para motor	●	770300-R
	Junta tapa cilindros Ø 88.0 ± 1.70	NFT	1 770307
	Junta tapa válvulas	GS	1 770210
	Junta para cárter	NB	1 770211
	Junta distribución	NB	1 770212
	Junta tapa trasera	NB	1 770213
	Bomba de agua	NB	1 770214
	Jgo. múltiple de escape (3)	NFT	1 770215
	Múltiple de admisión	NB	770217
	Salida de escape	FCH	1 770018
	Junta termostato	SLS	1 770219
	Placa bomba de agua	NB	1 770319
	Junta tapa bomba inyección	NB	1 770230
	Junta bomba de aceite	NB	1 770231
	Junta cierre bancada interior	NB	1 770234
	Junta cierre bancada exterior	NB	1 770235
	Junta	NB	1 770236
	Junta	NB	1 770237
	Junta	NB	1 770238
	Tapa inspección	NB	1 770249
	O´ring G 7 x 1.65	GS	1
	O´ring G 8 x 2.40	GS	1
	O´ring G 13.94 x 2.62	GS	3
	O´ring G 15 x 3	GS	3
	O´ring G 28 x 2	GS	1
	O´ring G 31.42 x 2.62	GS	1
	O´ring G 34.52 x 3.53	GS	1
	Arandela AA14.5 x 19 x 1C	CU	4
	Arandela AA 8.5 x 14 x 1 C	CU	4
	Kit de retenes completo		R770200
	Jgo. retén válvulas (6)	P	1 R770210P
	Retén bancada 85 x 102 x 13	S	1 R770211S
	Retén distribución 42 x 55 x 9	S	1 R770212S



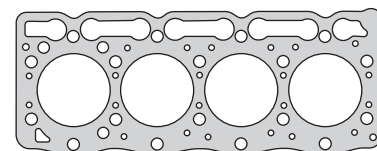
KUBOTA




Motor / Engine	Cm ³	HP	Ø
4D72	1200		72.5

Kubota: Maquinaria Agrícola V1205


DIESEL



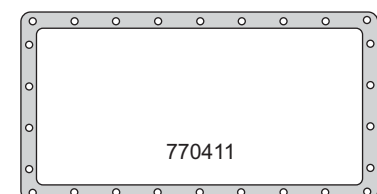
770407



770410



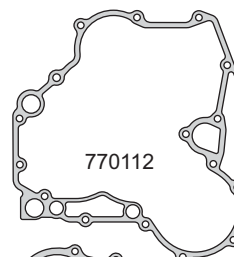
770110



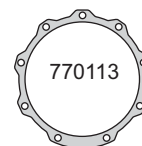
770411



770415



770112



770113



770414



770418



770119



770129



770128



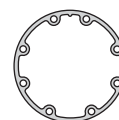
770130



770131



770140



770135




770142



770145



G 58 x 3



A 8.5 x 12 x 1 C



A 6 x 10 x 1 C



G 13.94 x 2.62



A 10.5 x 13.5 x 1 C



A 7.5 x 12 x 1.5 C



A 11.5 x 18 x 1.60 C



G 29 x 3



A 17 x 21 x 1.50 C



G 26 x 2



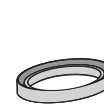
G 9.19 x 2.62



G 7 x 2



G 15.54 x 2.62



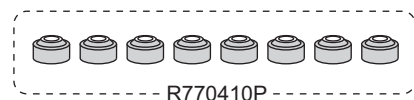
R290912S



R770111S



R770115P



R770410P

Nº OE	Descripción / Description	Mat.	Ref.
	Jgo. de juntas para motor		770400-R
	Junta tapa cilindros Ø 73.0 ± 1.70	GFT 1	770407
	Junta tapa válvulas	GS 1	770410
	Junta tapa válvulas	GS 1	770110
	Junta para cárter	NB 1	770411
	Junta distribución	SLS 1	770112
	Junta tapa trasera	SLS 1	770113
	Bomba de agua	SLS 1	770414
	Múltiple de escape	FCH 1	770415
	Salida de escape	FCH 1	770418
	Junta termostato	SLS 1	770119
	Bomba combustible	NB 2	770128
	Bomba de combustible	SLS 1	770129
	Junta acople inyección	NB 1	770130
	Junta cuerpo acelerador	SLS 1	770131
	Comando bomba inyectora	SLS 1	770135
	Brida válvula combustible	NB 1	770140
	Tapa trasera a tapa de cilindros	SLS 1	770142
	Junta brida	NB 1	770145
	Arandela A 6 x 10 x 1 C	CU 5	
	Arandela A 8.5 x 12 x 1 C	CU 1	
	Arandela A 7.5 x 12 x 1.5 C	CU 4	
	Arandela A 10.5 x 13.5 x 1 C	CU 2	
	Arandela A 11.5 x 18 x 1.60 C	CU 4	
	Arandela A 17 x 21 x 1.50 C	CU 2	
	O´ring G 7 x 2	GS 1	
	O´ring G 9.19 x 2.62	GS 3	
	O´ring G 13.94 x 2.62	GS 2	
	O´ring G 15.54 x 2.62	GS 2	
	O´ring G 26 x 2	S 1	
	O´ring G 29 x 3	S 2	
	O´ring G 58 x 3	S 1	
	Kit de retenes completo		R770400
	Jgo. retén válvulas (8)	P 1	R770410P
	Retén bancada 77 x 90 x 10	S 1	R770111S
	Retén distribución 38 x 50 x 8	S 1	R290912S
	Retén auxiliar 10 x 15 x 4	P 1	R770115P

KUBOTA

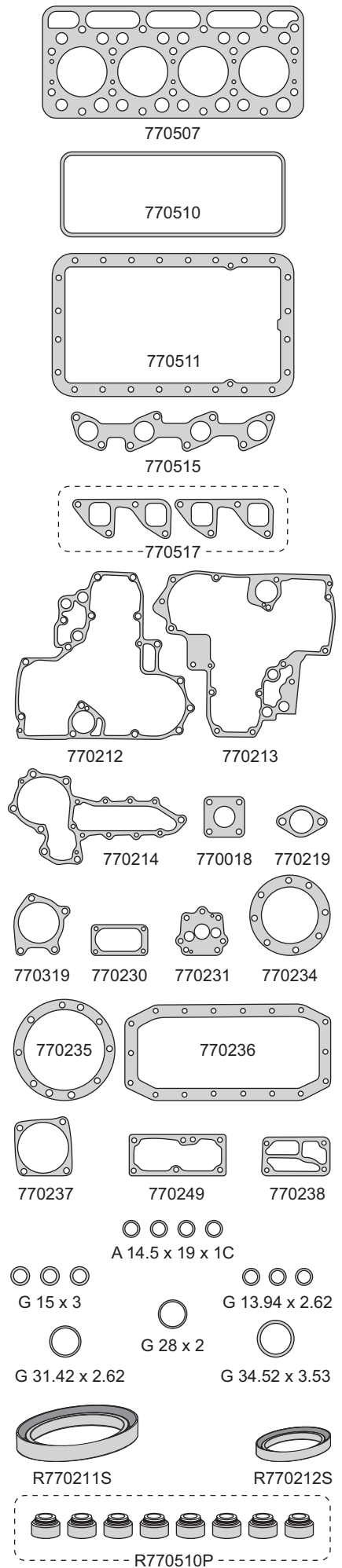


Motor / Engine	Cm ³	HP	Ø
4D76	1498	46	77
DIESEL			

Kubota: Maquinaria Agrícola V1502



Nº OE	Descripción / Description	Mat.	Ref.
	Jgo. de juntas para motor	●	770500-R
	Junta tapa cilindros Ø 78.0 ±1.75	NFT	1 770507
	Junta tapa válvulas	GS	1 770510
	Junta para cárter	NB	1 770511
	Junta distribución	NB	1 770212
	Junta tapa trasera	NB	1 770213
	Bomba de agua	NB	1 770214
	Múltiple de escape	FCH	1 770515
	Jgo. múltiple de admisión (2)	NB	1 770517
	Salida de escape	FCH	1 770018
	Junta termostato	NFT	1 770219
	Placa bomba de agua	NB	1 770319
	Junta tapa bomba inyección	NB	1 770230
	Junta bomba de aceite	NB	1 770231
	Junta cierre bancada interior	NB	1 770234
	Junta cierre bancada exterior	NB	1 770235
	Junta	NB	1 770236
	Junta	NB	1 770237
	Junta	NB	1 770238
	Tapa inspección	NB	1 770249
	O´ring G 7 x 1.65	GS	1
	O´ring G 8 x 2.20	GS	1
	O´ring G 13.94 x 2.62	GS	3
	O´ring G 15 x 3	GS	3
	O´ring G 28 x 2	GS	1
	O´ring G 31.42 x 2.62	GS	1
	O´ring G 34.52 x 3.53	GS	1
	Arandela A 14.5 x 19 x 1 C	CU	4
	Arandela A 8.5 x 14 x 1 C	CU	4
	Kit de retenes completo		R770500
	Jgo. retén válvulas (8)	P	1 R770510P
	Retén bancada 85 x 102 x 13	S	1 R770211S
	Retén distribución 42 x 55 x 9	S	1 R770212S



KUBOTA




















Motor / Engine  **Cm³** **HP** **Ø**

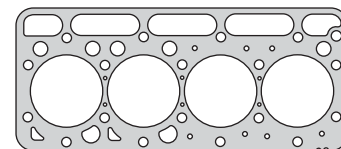
4D87 **2197** **46** **88**

Kubota: Maquinaria Agrícola V2203


DIESEL



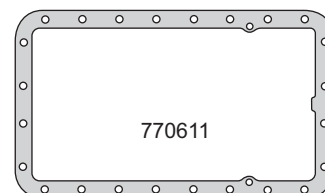
Nº OE	Descripción / Description	Mat.	Ref.
	Jgo. de juntas para motor		770600-R
	Junta tapa cilindros Ø 88.9 ± 1.70 	GFT 1	770607
	Junta tapa válvulas 	GS 1	770510
	Junta para cárter 	NB 1	770611
	Junta distribución 	NB 1	770612
	Bomba de agua 	NB 1	770614
	Jgo. múltiple de escape (2) 	FCH 1	770615
	Múltiple de admisión 	NB 1	770617
	Salida de escape 	FCH 1	770618
	Junta termostato 	NB 1	770619
	Junta retorno agua 	NB 1	770629
	Junta tapa bomba inyección 	NB 1	770630
	Junta bomba de aceite 	NB 1	770631
	Junta cuerpo acelerador 	NB 1	770632
	Junta cierre bancada interior 	SLS 1	770634
	Junta cierre bancada exterior 	NB 1	770635
	Casquillo metálico fijación A 3.45 x 17.6 x 7.30	AC 4	770137
	Junta	NB 1	770637
	Junta	NB 1	770638
	O´ring G 5.28 x 1.78	GS 1	
	O´ring G 6.5 x 2	GS 1	
	O´ring G 11 x 2.25	S 1	
	O´ring G 13.94 x 2.62	S 3	
	O´ring G 20.3 x 2.62	GS 1	
	O´ring G 28 x 2	S 1	
	O´ring G 29.74 x 3.53	S 2	
	O´ring G 29.82 x 2.62	S 1	
	O´ring G 34.52 x 3.53	S 1	
	O´ring G 65.5 x 5	GS 1	
	O´ring G 78 x 2.40	S 1	
	Arandela A 6 x 10 x 1 C	CU 2	
	Arandela A 8 x 12.5 x 1.50 C	CU 9	
	Arandela A 14 x 18 x 1.50 C	CU 2	
	Arandela A 14 x 21 x 2 C	CU 4	
	Arandela A 26.5 x 36 x 2 C	CU 1	
	Kit de retenes completo 		R770600
	Jgo. retén válvulas (8) 	P 1	R770510P
	Retén bancada 85 x 102 x 13 	S 1	R770211S
	Retén distribución 42 x 55 x 9 	S 1	R770212S
	Retén auxiliar 10 x 15 x 4	P 1	R770115P



770607



770510



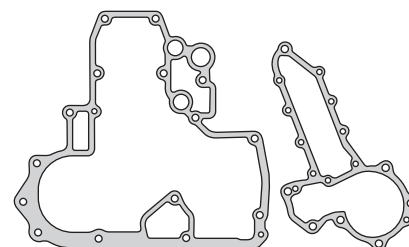
770611



770615



770617



770612

770614



770618

770619

770629

770630

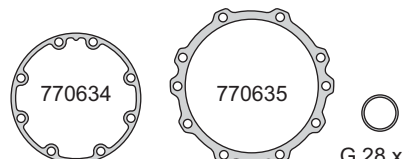


770631

770632

770637

770638



770634

770635

G 28 x 2



G 5.28 x 1.78

770137

G 20.3 x 2.62



G 29.82 x 2.62

G 6.5 x 2

G 34.52 x 3.53



G 29.74 x 3.53

G 65.5 x 5

G 13.94 x 2.62

G 78 x 2.40



R770211S

R770115P

R770212S



R770510P

KUBOTA



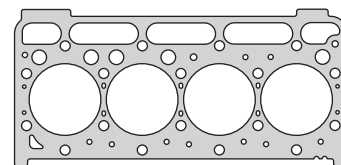
Motor / Engine	Cm ³	HP	Ø
4D87	2197	46	88

Kubota: Maquinaria Agrícola V2203

DIESEL



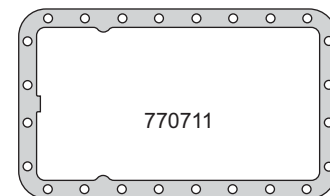
Nº OE	Descripción / Description	Mat.	Ref.
	Jgo. de juntas para motor		770700-R MLS
	Junta tapa cilindros Ø 88.0 ±1.25	MLS 1	770708
	Junta tapa válvulas	GS 1	770710
	Junta para cárter	NB 1	770711
	Junta distribución	NB 1	770612
	Bomba de agua	NFT 1	770714
	Jgo. múltiple de escape (2)	FCH 1	770615
	Múltiple de admisión	NB 1	770717
	Salida de escape	GFT 1	770718
	Junta termostato	NB 1	770619
	Junta retorno agua	NB 1	770629
	Junta tapa bomba inyección	NB 2	770630
	Junta bomba de aceite	NB 1	770631
	Junta cuerpo acelerador	NB 1	770632
	Junta cierre bancada interior	SLS 1	770634
	Junta cierre bancada exterior	NB 1	770735
	Junta	NB 1	770737
	Junta	NB 1	770638
	Junta	NB 1	770744
	O´ring G 10.77 x 2.62	GS 1	
	O´ring G 13.94 x 2.62	GS 2	
	O´ring G 15.54 x 2.62	GS 1	
	O´ring G 20.3 x 2.62	GS 2	
	O´ring G 28.5 x 3.15	GS 1	
	O´ring G 34.52 x 3.53	GS 1	
	Kit de retenes completo		R770700
	Jgo. retén válvulas (8)	P 1	R770710P
	Retén bancada 85 x 102 x 13	S 1	R770211S
	Retén distribución 42 x 55 x 9	S 1	R770212S



770708



770710



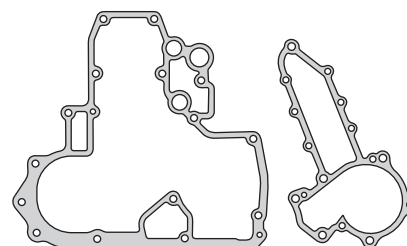
770711



770615

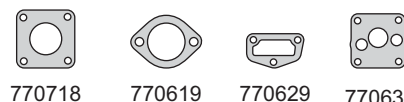


770717



770612

770714

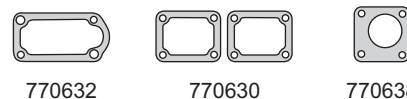


770718

770619

770629

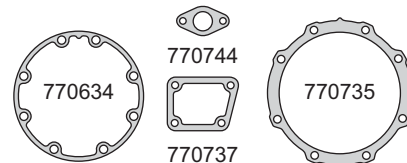
770631



770632

770630

770638



770634

770744

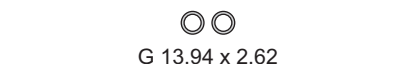
770737

770735



G 10.77 x 2.62

G 15.54 x 2.62



G 13.94 x 2.62

G 20.3 x 2.62

G 28.5 x 3.15



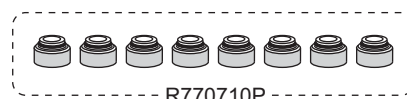
G 34.52 x 3.53



R770211S



R770212S



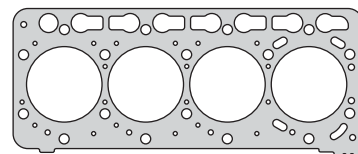
R770710P

KUBOTA

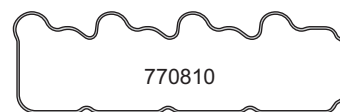


Motor / Engine	Cm ³	HP	Ø
4D98T	3318		98
DIESEL			

Kubota: Maquinaria Agricola V3300



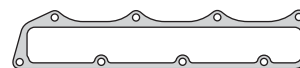
770808



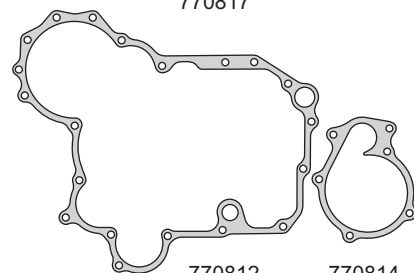
770810



770815



770817



770812

770814



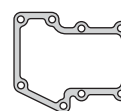
770819



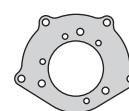
770831



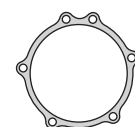
770829



770832



770834



770835



G 40.87 x 3.53




G 94.97 x 1.78



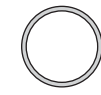
G 71.12 x 2.62



G 29 x 3



G 140 x 2



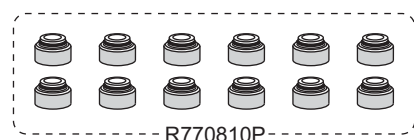
G 63 x 4



R770811V



R770812S




R770810P

Nº OE	Descripción / Description	Mat.	Ref.
	Jgo. de juntas para motor		770800-R MLS
	Junta tapa cilindros Ø 99.5 ± 0.85	MLS	1 770808
	Junta tapa válvulas	GS	1 770810
	Junta distribución	NB	1 770812
	Bomba de agua	NB	1 770814
	Múltiple de escape	AC	1 770815
	Múltiple de admisión	NB	1 770817
	Junta termostato	NB	1 770819
	Bomba de combustible	NB	1 770829
	Base termostato	NB	1 770831
	Placa termostato	NB	1 770832
	Cierre bancada	NB	1 770834
	Placa adaptador bomba inyección	NB	1 770835
	O´ring G 29 x 3	S	1
	O´ring G 40.87 x 3.53	S	1
	O´ring G 63 x 4	GS	1
	O´ring G 71.12 x 2.62	GS	2
	O´ring G 94.97 x 1.78	GS	1
	O´ring G 140 x 2	GS	1
	Kit de retenes completo		R770800
	Jgo. retén válvulas (12)	P	1 R770810P
	Retén bancada 100 x 120 x 11.5	V	1 R770811V
	Retén distribución 58 x 80 x 12	S	1 R770812S



taranto



VIFLON®



Revolucionario diseño de labio en VIFLON® VF

Como resultado de la permanente búsqueda de mejores diseños y materiales para ofrecer al mercado productos más eficientes a costos razonables, Taranto ha desarrollado nuevos perfiles de labio con mejores características y costo más bajo que los retenes PTFE.

VENTAJAS DE ESTE NUEVO DISEÑO Y COMPUESTO

- ▶ Contacto más estrecho con el eje.
- ▶ Menor carga sobre el eje por su diseño sin resorte.
- ▶ Menor coeficiente de fricción respecto al compuesto fluoroelastómero FKM.
- ▶ Mejor flexibilidad del labio con una mejor adaptación a ejes usados.
- ▶ Menor costo respecto al PTFE.

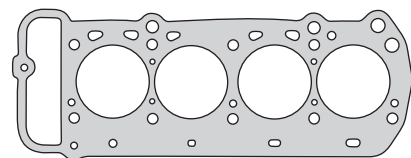


MAZDA

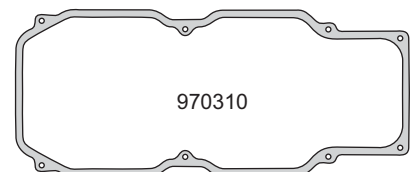


Motor / Engine	Cm ³	HP	Ø
NA	1490	100	78
NA (SOHC) 8V	1586	75	78

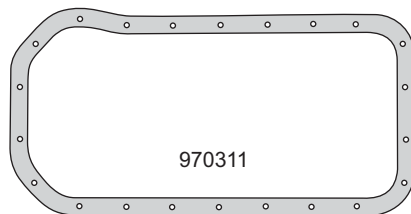
Mazda: 818 1972/77, 616/626, Capella 1971/77
 Capella, Pick Up 1978/..., 626 1979/83
 E1600 1982/84, B1600, 808 1972/77



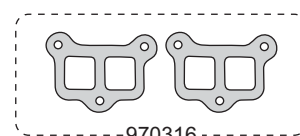
970305



970310



970311



970316



970317



970312



970313



970314



970318



970327



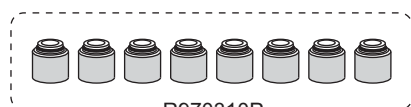
970332



R970311P



R900012P



R970310P

Nº OE	Descripción / Description	Mat.	Ref.
	Jgo. de juntas para motor		970300-R
	Junta tapa cilindros Ø 81.0 ±1.40	NFT	1 970305
	Junta tapa válvulas	CG	1 970310
	Junta para cárter	CG	1 970311
	Distribución izquierda	NB	1 970312
	Distribución derecha	NB	1 970313
	Tapa bomba agua	CB	1 970314
	Jgo. múltiple escape (2)	NFT	1 970316
	Múltiple admisión	NB	1 970317
	Salida escape	NFT	1 970318
	Bomba aceite	NB	1 970327
	Base bomba aceite	NB	1 970332
	Kit de retenes completo		R970300
	Jgo. retén válvulas (8)	P	1 R970310P
	Retén bancada 80 x 105 x 13	P	1 R970311P
	Retén distribución 48 x 70 x 9	P	1 R900012P

MAZDA

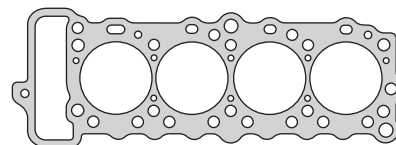


Motor / Engine	Cm ³	HP	Ø
UC (SOHC) 8V	1415	70	77

Mazda: 323, Familia, Pick Up 1978/80




Nº OE	Descripción / Description	Mat.	Ref.
	Jgo. de juntas para motor	●	971000-R
	Junta tapa cilindros Ø 79.5 x 1.75	NFT	1 971007
	Junta tapa válvulas	GS	1 971010
	Junta para cárter	CG	1 971011
	Tapa distribución	NB	1 971012
	Placa distribución	NB	1 971013
	Bomba de agua	NB	1 971014
	Jgo. múltiple escape (3)	NFT	1 971015
	Múltiple admisión	NB	1 971017
	Salida de escape	FCH	1 971018
	Termostato	NB	1 971019
	Base carburador	NB	2 971025
	bomba combustible	NB	2 971028
	Junta	NB	1 971031
	Bastón cierre bancada	AC/GS	2 971035
	Guarnición medialuna árbol levas	GS	2 971037
	Junta	NB	1 971039
	Kit de retenes completo		R971000
	Jgo. retén válvulas (8)	P	1 R971010P
	Retén bancada trasera 70 x 88 x 12	S	1 R971011S
	Retén distribución 40 x 55 x 8	S	1 R971012S




971007



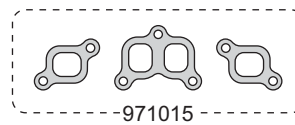
971037



971010



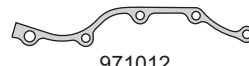
971011



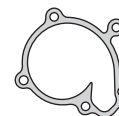
971015



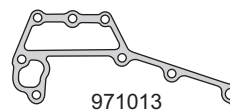
971017



971012



971014



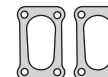
971013



971018



971019



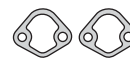
971025



971039



971031



971028



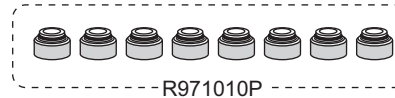
971035



R971012S



R971011S



R971010P

MAZDA



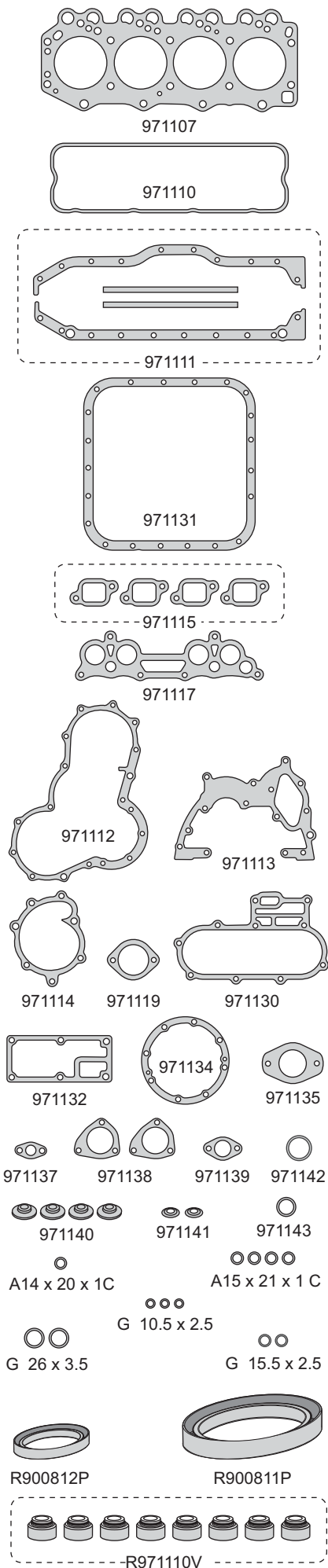
Motor / Engine	Cm ³	HP	Ø
XA/XB/S5/WE5	2522	77	89

Mazda: Camión, Pick Up T2500
Autoelevador Yale 1980/...



DIESEL

Nº OE	Descripción / Description	Mat.	Ref.
S515-99-100	Jgo. de juntas para motor		971100-R
S501-10-27	Junta tapa cilindros Ø 96.5 ± 1.78	NFT	1 971107
	Jgo. tornillos tapa cilindros		B971100
SE-01-10235	Junta tapa válvulas	GS	1 971110
SE01-991022A	Jgo. junta para cárter (4)	NB	1 971111
	Tapa distribución	CB	1 971112
	Placa distribución	CB	1 971113
	Bomba de agua	CB	1 971114
SL01-13-461-A	Jgo. múltiple escape (4)	FCH	1 971115
SE01-13-111	Múltiple admisión	NB	1 971117
	Termostato	CG	1 971119
	Radiador aceite	CB	1 971130
	Junta cárter inferior	CG	1 971131
	Caja termostato	CB	1 971132
	Porta retén bancada trasera	CB	1 971134
	Bomba inyectora	CB	1 971135
	Chupador aceite	CB	1 971137
	Base entrada admisión	CB	2 971138
	Conducto aceite	CB	1 971139
	Guarnición especial tapa válvulas	GS	4 971140
	Arandela con inserto especial	AC/GS	2 971141
	Arandela con inserto A 35 x 42 x 2.5 A	AC/GS	1 971142
	Arandela con inserto A 25 x 32 x 2.5 A	AC/GS	1 971143
	Arandela inyector A 15 x 21 x 1 C	CU	4
	Arandela tapón cárter A 14 x 20 x 1 C	CU	1
	O´ring G 10.5 x 2.5	GS	3
	O´ring G 15.5 x 2.5	GS	2
	O´ring G 26 x 3.5	GS	2
	Kit de retenes completo		R971100
SE70-10-155	Jgo. retén válvulas (8)	V	1 R971110V
SE08-10-399	Retén bancada trasera 101.57 x 125 x 13	P	1 R900811P
SE08-10-602	Retén distribución 51 x 70 x 11	P	1 R900812P



MAZDA



Motor / Engine **Cm³** **HP** **Ø**

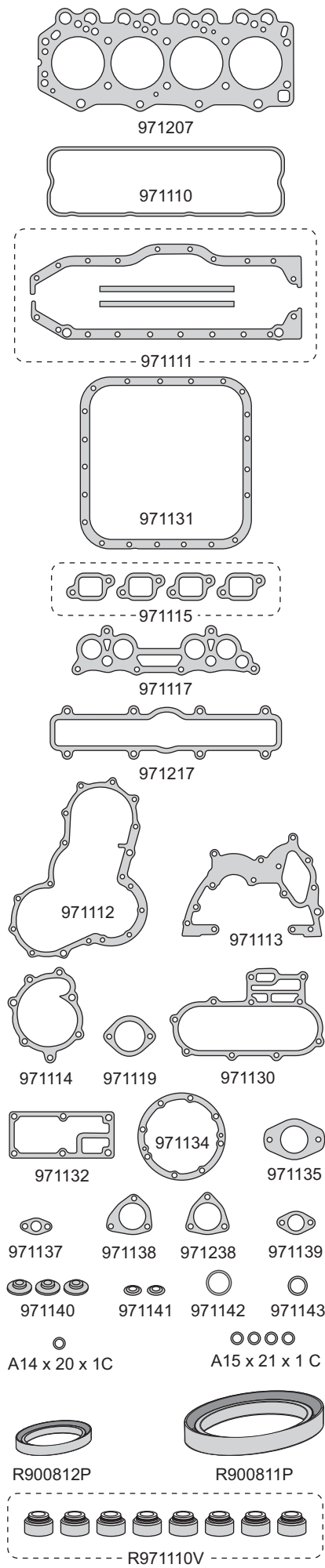
HA/WEF **2977** **86** **95**

Mazda: Pick Up, Camión T3000 1985/...
Autoelevador Yale 1984/...

DIESEL



Nº OE	Descripción / Description	Mat.	Ref.
SE01-99-100C	Jgo. de juntas para motor	●	971200-R
SE01-10-271	Junta tapa cilindros Ø 99.5 \pm 1.78	NFT 1	971207
	Jgo. tornillos tapa cilindros		B971200
SE-01-10235	Junta tapa válvulas	GS 1	971110
SE01-991022A	Jgo. junta para cárter (4)	NB 1	971111
	Tapa distribución	CB 1	971112
	Placa distribución	CB 1	971113
	Bomba de agua	CB 1	971114
SL01-13-461-A	Jgo. múltiple escape (4)	AC 1	971115
SE01-13-111	Múltiple admisión	NB 1	971117
	Múltiple admisión	NB 1	971217
	Termostato	CG 1	971119
	Radiador aceite	CB 1	971130
	Junta cárter inferior	CG 1	971131
	Caja termostato	CB 1	971132
	Porta retén bancada trasera	CB 1	971134
	Bomba inyectora	CB 1	971135
	Chupador aceite	CB 1	971137
	Base entrada admisión	CB 1	971138
	Junta brida	CB 1	971238
	Conducto aceite	CB 1	971139
	Guarnición especial tapa válvulas	GS 3	971140
	Arandela con inserto especial	AC/GS 2	971141
	Arandela con inserto A 35 x 42 x 2.5 A	AC/GS 1	971142
	Arandela con inserto A 25 x 32 x 2.5 A	AC/GS 1	971143
	Arandela inyector A 15 x 21 x 1 C	CU 4	
	Arandela tapón cárter A 14 x 20 x 1 C	CU 1	
	O´ring G 10.5 x 2.5	GS 3	
	O´ring G 15.54 x 2.62	GS 1	
	O´ring G 26 x 3.5	GS 2	
SE70-10-155	Kit de retenes completo		R971100
SE08-10-399	Jgo. retén válvulas (8)	V 1	R971110V
SE08-10-602	Retén bancada trasera 101.57 x 125 x 13	P 1	R900811P
	Retén distribución 51 x 70 x 11	P 1	R900812P



MAZDA

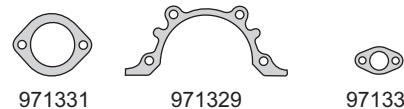
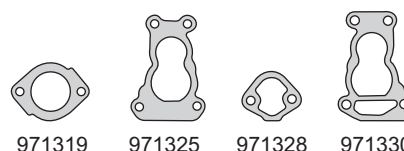
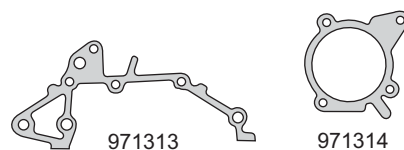
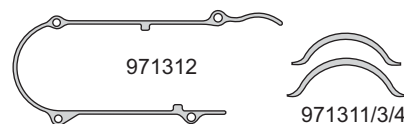
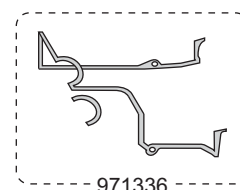
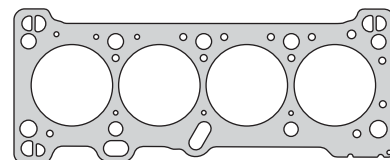


Motor / Engine	Cm ³	HP	Ø
B3 (SOHC) 16V	1323	73	71

Kia: Pride 1995/...
Mazda: 121, 323 1992/94



Nº OE	Descripción / Description	Mat.	Ref.
ABV-10271	Jgo. de juntas para motor		971300-R
B3F2-10271	Junta tapa cilindros Ø 74.0 ± 1.68	NFT	1 971307
	Jgo. tornillos tapa cilindros (HAD12038)		B971300
	Sellador líquido - caucho de silicona		TRN0085G
B630-10235	Junta tapa válvulas	GS	1 971310
B630-10431AB	Cogotera delantera cárter	GS	1 971311/3
	Cogotera trasera cárter	GS	1 971311/4
	Guarnición frente motor	GS	1 971312
	Junta inferior distribución	CB	1 971313
	Bomba de agua	CB	1 971314
	Múltiple escape	MLS	1 971315
	Múltiple admisión	AC	1 971317
	Base superior termostato	CB	1 971319
	Base carburador inferior	CB	1 971325
	Base bomba nafta	CB	1 971328
	Porta retén bancada trasero	CB	1 971329
	Base carburador superior	CB	1 971330
	Base inferior termostato	CB	1 971331
	Retorno agua tapa bomba	CB	1 971332
	Jgo. guarnición goma cárter delantero (2)	GS	1 971336
	Arandela tapón cárter A 14 x 21 x 2 A	AL	1
	Kit de retenes completo		R971300
	Jgo. retén válvulas (16)	P	1 R971310P
	Retén bancada 83 x 100 x 9	P	1 R971311P
	Retén distribución 36.5 x 50.5 x 7	N	1 R971312N
	Retén árbol de levas 30 x 44 x 7	N	1 R971313N



A 14 x 21 x 2 A



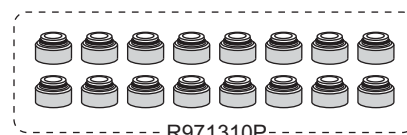
R971311P



R971312N



R971313N



R971310P

MAZDA

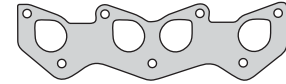
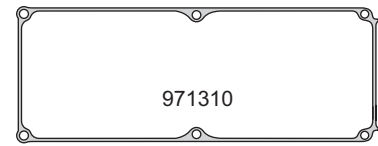
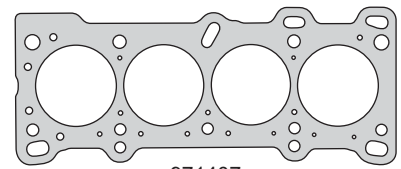


Motor / Engine	Cm ³	HP	Ø
B6 (SOHC) 8V	1597	84	78

Mazda: 323, MX-3 1989/94
Familia 1986/89



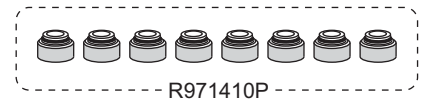
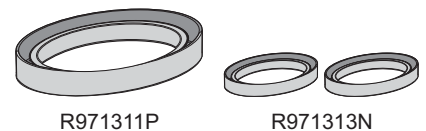
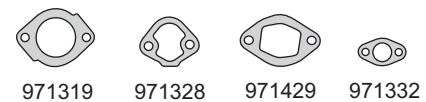
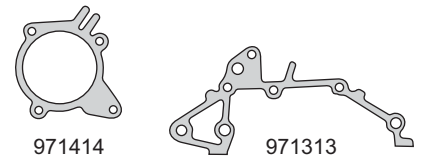
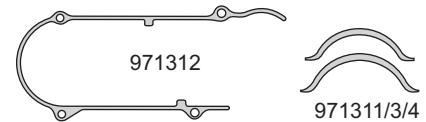
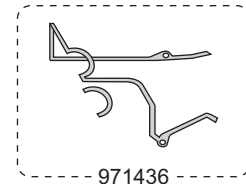
Nº OE	Descripción / Description	Mat.	Ref.
BCB1-10271A	Jgo. de juntas para motor	●	971400-R
B611-10271	Junta tapa cilindros Ø 80.0 \pm 1.65	NFT	1 971407
	Sellador líquido - caucho de silicona		TRN0085G
B630-10235	Junta tapa válvulas	GS	1 971310
B630-10431AB	Cogotera delantera cárter	GS	1 971311/3
	Cogotera trasera cárter	GS	1 971311/4
	Guarnición frente motor	GS	1 971312
	Junta inferior distribución	CB	1 971313
	Bomba de agua	CB	1 971414
	Múltiple escape	MLS	1 971415
	Múltiple admisión	AC	1 971417
	Base superior termostato	CB	1 971319
	Base bomba nafta	CB	1 971328
	Base inferior termostao	NH	1 971429
	Retorno agua tapa bomba	CB	1 971332
	Jgo. guarnición goma cárter delantero (2)	GS	1 971436
	Kit de retenes completo		R971400
	Jgo. retén válvulas (8)	P	1 R971410P
	Retén bancada 85 x 100 x 9	P	1 R971311P
	Retén distr. y árbol de levas 30 x 44 x 7	N	2 R971313N



971415



971417



MAZDA

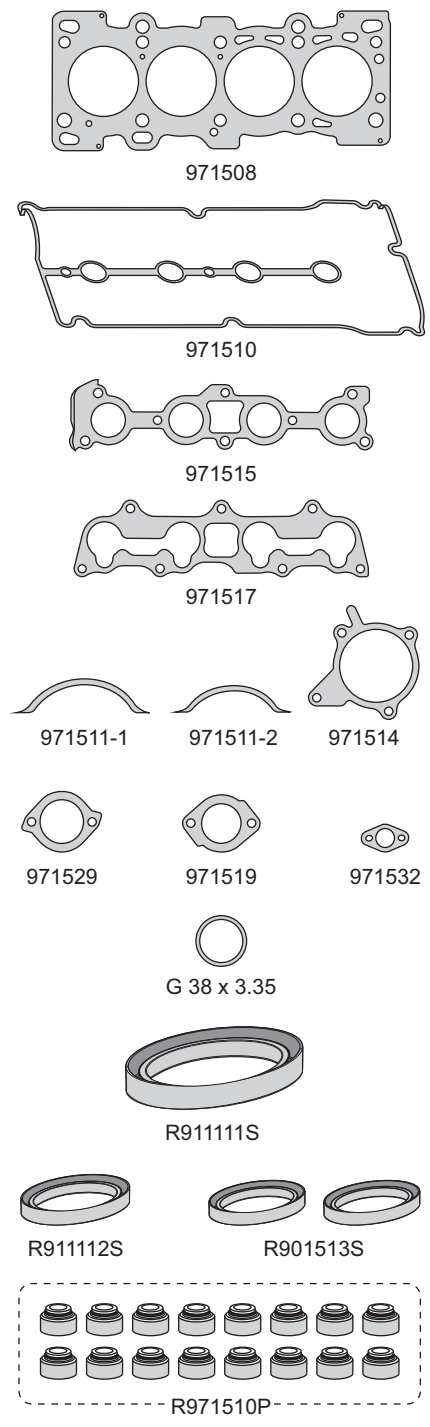


Motor / Engine	Cm ³	HP	Ø
Z5 (DOHC) 16V	1489	90/92	75.3

Mazda: Protege, 323 1994/98



Nº OE	Descripción / Description	Mat.	Ref.
	Jgo. de juntas para motor		971500-R MLS
	Junta tapa cilindros Ø 76.8 ± 0.40	MLS	1 971508
	Jgo. tornillos tapa cilindros (HAH10055/10140)		B972100
	Sellador líquido - caucho de silicona		TRN0085G
	Junta tapa válvulas	GS	1 971510
	Cogotera para cárter	GS	1 971511-1
	Cogotera para cárter	GS	1 971511-2
	Junta bomba de agua	SLS	1 971514
	Múltiple escape	AC	1 971515
	Múltiple admisión	SLS	1 971517
	Junta termostato	NB	1 971519
	Base inferior termostato	NB	1 971529
	Retorno agua	NB	1 971532
	O´ring G 37 x 3.30	GS	1
	Kit de retenes completo		R971500
	Jgo. retén válvulas (16)	P	1 R971510P
	Retén bancada 83 x 100 x 9	S	1 R911111S
	Retén distribución 36.5 x 50.5 x 7	S	1 R911112S
	Retén árbol de levas 34 x 48 x 7	S	2 R911113S



MAZDA

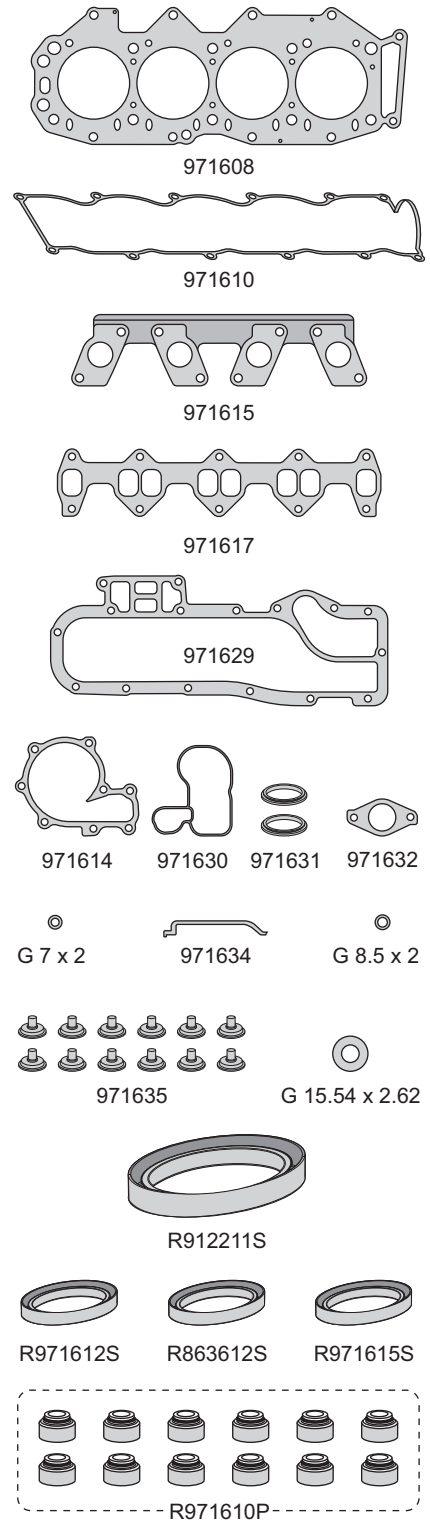


Motor / Engine	Cm ³	HP	Ø
WL/WLT WL (SOHC) 12V	2499 2499	78/108 115	93 93
DIESEL			

Ford: Ranger D, Ranger TD 1998/...
Mazda: B2500 2002/..., MPV TDI 1996/...



Nº OE	Descripción / Description	Mat.	Ref.
	Jgo. de juntas para motor		● 971600-R MLS
	Junta tapa cilindros Ø 94.5 ± 1.30 N.R.	NFT	971607
	Junta tapa cilindros Ø 94.5 ± 1.00 N.R.	MLS 1	971608-1M
	Junta tapa cilindros Ø 94.5 ± 1.05 N.R.	MLS	971608-2M
	Jgo. tornillos tapa cilindros (HAD14038)		B971200
	Sellador líquido - caucho de silicona		TRN0085G
	Junta tapa válvulas	GS 1	971610
	Bomba de agua	SLS 1	971614
	Múltiple escape	AC 1	971615
	Múltiple admisión	SLS 1	971617
	Distribuidor aceite radiador	SLS 1	971629
	Guarnición termostato	GS 1	971630
	Guarnición goma G 48 x 60 x 5	GS 2	971631
	Junta retorno agua	SLS 1	971632
	Guarnición goma	GS 1	971634
	Buje fijación tapa de válvulas	AC/GS 12	971635
	O'ring G 7 x 2	S 1	
	O'ring G 8.5 x 2	GS 1	
	O'ring G 15.54 x 2.62	GS 1	
	Kit de retenes completo		R971600
	Jgo. retén válvulas (12)	P 1	R971610P
	Retén bancada 90 x 110 x 9/10.3	S 1	R912211S
	Retén distribución 60 x 76 x 7.5	S 1	R971612S
	Retén árbol de levas 32 x 46 x 7	S 1	R863612S
	Retén auxiliar 53 x 69.85 x 11	S 1	R971615S

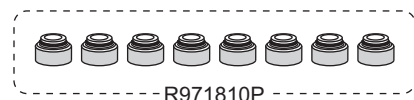
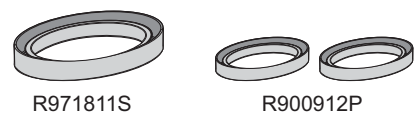
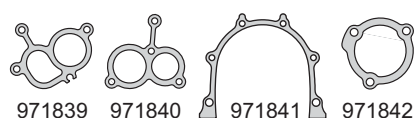
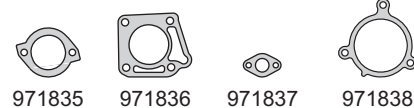
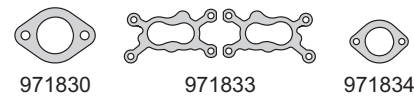
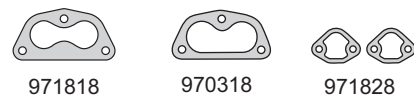
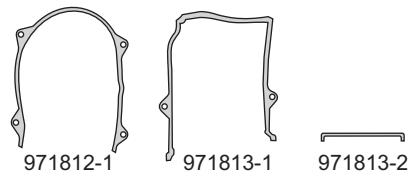
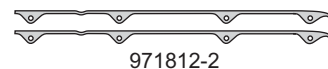
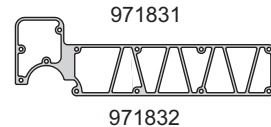
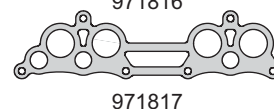
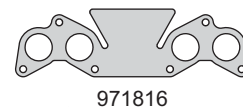
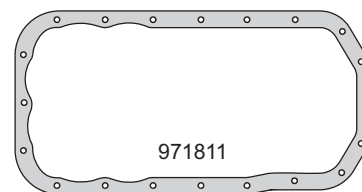
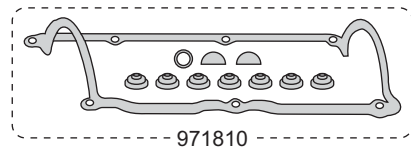
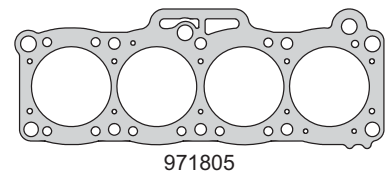


MAZDA



Motor / Engine	Cm ³	HP	Ø
F8	1789	90/100	86
FE (SOHC) 8V	1998	90/120	86

Mazda: 626, Capella, E1800 1982/87
626, Capella, E2000 1982/87
B2000 1985/88 - 1991/96



Nº OE	Descripción / Description	Mat.	Ref.
	Jgo. de juntas para motor		971800-RMX
	Junta tapa cilindros Ø 88.0 ± 1.50	NFT	1 971805
	Jgo. tornillos tapa cilindros (HAS17038)		B971800
	Jgo. junta tapa válvulas (11)	GS	1 971810
	Junta para cárter	CG	1 971811
	Junta distribución	GS	1 971812-1
	Junta distribución	GS	2 971812-2
	Junta distribución	GS	1 971813-1
	Junta distribución	GS	1 971813-2
	Múltiple escape	NFT	1 971816
	Múltiple admisión	NB	1 971817
	Salida de escape	NFT	1 971818
	Salida de escape	NFT	1 970318
	Junta	NFT	2 971828
	Junta	NB	1 971830
	Junta	NB	1 971831
	Junta	NB	1 971832
	Junta	NB	2 971833
	Junta	NB	1 971834
	Junta	NB	1 971835
	Junta	NB	1 971836
	Junta	NB	1 971837
	Junta	NB	1 971838
	Junta	NB	1 971839
	Junta	NB	1 971840
	Junta	NFT	1 971841
	Junta	NFT	1 971842
	Junta	NFT	1 971843
	O'ring G 15.47 x 3.53	GS	1
	O'ring G 13.94 x 2.62	GS	1
	Kit de retenes completo		R971800
	Jgo. retén válvulas (8)	P	1 R971810P
	Retén bancada 90 x 110 x 8.5	S	1 R971811S
	Retén distribución 34 x 48 x 7	P	2 R900912P

MAZDA



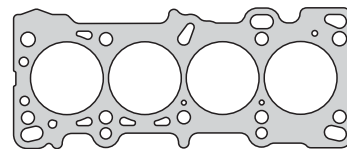
Motor / Engine **Cm³** **HP** **Ø**

ZM **1594** **88/110** **78.5**

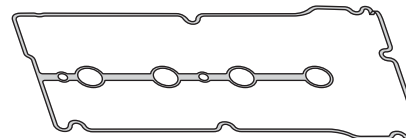
Mazda: Tierra 1998/...



Nº OE	Descripción / Description	Mat.	Ref.
	Jgo. de juntas para motor		972500-R MLS
	Junta tapa cilindros Ø 79.5 ±0.35 N.R.	MLS 1	972508
	Jgo. tornillos tapa cilindros (HAH10055/10140)		B972100
	Sellador líquido - caucho de silicona		TRN0085G
	Junta tapa válvulas	GS 1	972510
	Cogotera para cárter	GS 1	972511-1
	Cogotera para cárter	GS 1	972511-2
	Junta bomba de agua	SLS 1	971514
	Múltiple escape	AC 1	972515
	Múltiple admisión	SLS 1	972517
	Junta termostato	NB 1	971519
	Base inferior termostato	NB 1	971529
	Retorno agua	NB 1	971532
	O´ring G 15.54 x 2.62	GS 1	
	Kit de retenes completo		R972500
	Jgo. retén válvulas (16)	P 1	R971510P
	Retén bancada 83 x 100 x 9	S 1	R911111S
	Retén distribución 36.5 x 50.5 x 7	S 1	R911112S
	Retén árbol de levas 34 x 48 x 7	S 2	R911113S



972508




972510




972510



972511-1



972511-2



971514



972511-1



972511-2




971514



971529



971519



971532

G 15 x 2.25



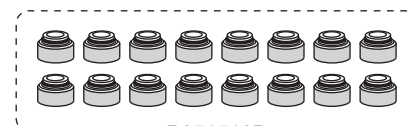
R911111S



R911112S



R901513S



R971510P

MAZDA



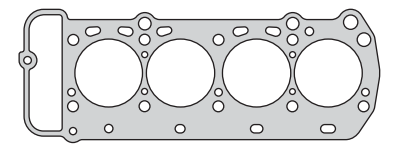
Motor / Engine **Cm³** **HP** **Ø**

VC
(SOHC) 8V **1769** **100** **80**

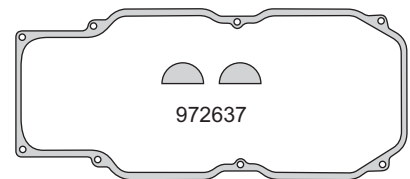
Mazda: 929 1974/78, 121, Capella, Cosmo
Luce, 616 1975/78




Nº OE	Descripción / Description	Mat.	Ref.
	Jgo. de juntas para motor		972600-R
	Junta tapa cilindros Ø 81.5 ± 1.75	NFT	1 972607
	Junta tapa válvulas	CG	1 972610
	Junta para cárter	CG	1 972611
	Tapa distribución	NB	1 972612
	Placa distribución	NB	1 972613
	Bomba de agua	NB	1 972614
	Jgo. múltiple escape (2)	NFT	1 972615
	Múltiple admisión	NB	1 972617
	Salida de escape	FCH	1 971018
	Termostato	NB	1 972619
	Base carburador	NB	2 972625
	Base bomba nafta	CG	1 972628
	Base bomba aceite	NB	1 972632
	Junta	NB	1 972633
	Junta	CG	1 972634
	Guarnición cierre bancada	AC/GS	2 972635
	Guarnición medialuna árbol de levas	GS	2 972637
	Kit de retenes completo		R972600
	Jgo. retén válvulas (8)	P	1 R912210P
	Retén bancada trasera 80 x 105 x 13	S	1 R970311S
	Retén distribución 48 x 70 x 12	S	1 R965012S



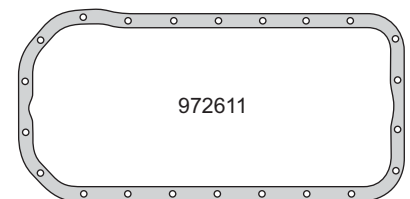
972607



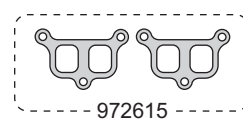
972637



972610



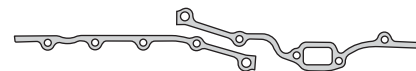
972611



972615

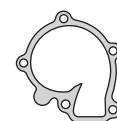


972617



972612

972613



972614



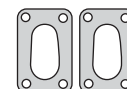
971018



972619



972628



972625



972632



972633



972635



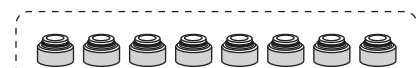
972634



R970311S



R965012S



R912210P

MAZDA

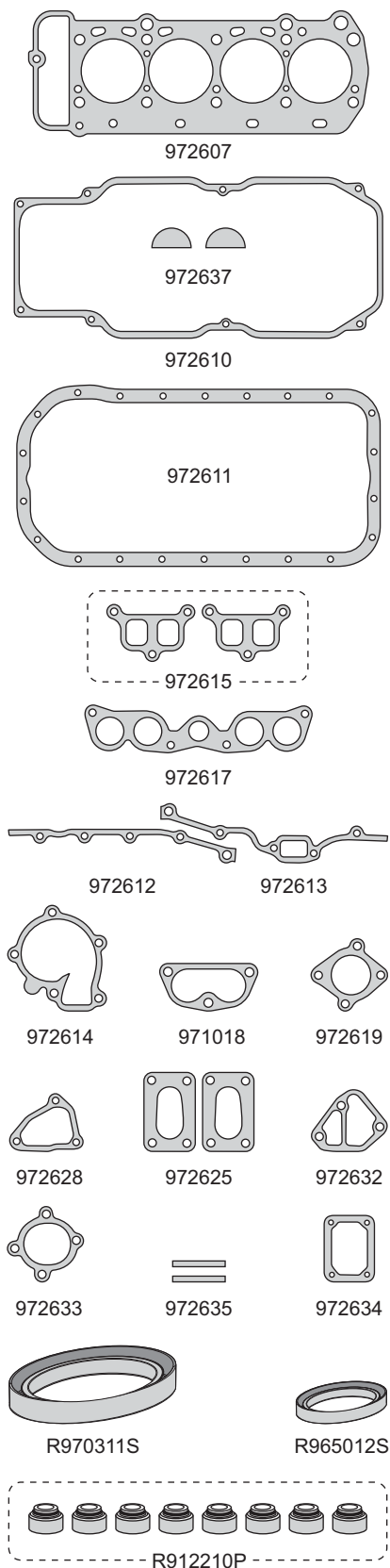


Motor / Engine	Cm ³	HP	Ø
MA (SOHC) 8V	1970	110	80

Mazda: 626/929, B2000, Capella, Cosmo
1978/80



Nº OE	Descripción / Description	Mat.	Ref.
	Jgo. de juntas para motor		972700-R
	Junta tapa cilindros Ø 81.5 x 1.75	NFT	1 972607
	Junta tapa válvulas	CG	1 972610
	Junta para cárter	CG	1 972611
	Tapa distribución	NB	1 972612
	Placa distribución	NB	1 972613
	Bomba de agua	NB	1 972614
	Jgo. múltiple escape (2)	NFT	1 972615
	Múltiple admisión	NB	1 972617
	Salida de escape	FCH	1 971018
	Termostato	NB	1 972619
	Base carburador	NB	2 972625
	Base bomba nafta	CG	1 972628
	Base bomba aceite	NB	1 972632
	Junta	NB	1 972633
	Junta	CG	1 972634
	Guarnición cierre bancada	AC/GS	2 972635
	Guarnición medialuna árbol de levas	GS	2 972637
	Kit de retenes completo		R972600
	Jgo. retén válvulas (8)	P	1 R912210P
	Retén bancada trasera 80 x 105 x 13	S	1 R970311S
	Retén distribución 48 x 70 x 12	S	1 R965012S



MAZDA




Motor / Engine	Cm ³	HP	Ø
BP-ZE (DOHC) 16V	1839	105/115	83

Mazda: Familia 323, BG8P 1990/...



Nº OE	Descripción / Description	Mat.	Ref.
	Jgo. de juntas para motor		972800-R MLS
	Junta tapa cilindros Ø 84.5 ±1.00	MLS	1 972808
	Sellador líquido - caucho de silicona		TRN0085G
	Junta tapa válvulas	GS	1 972810
	Cogotera para cárter	GS	1 972511-1
	Cogotera para cárter	GS	1 972511-2
	Cogotera para cárter	GS	1 972811-1
	Cogotera para cárter	GS	1 972811-2
	Frente motor	AC	1 972812
	Junta distribución	NB	1 972813
	Bomba de agua	NB	1 972814
	Múltiple escape	AC	1 972815
	Múltiple admisión	SLS	1 972817
	Salida de escape	AC	1 972818
	Junta termostato	NB	1 972819
	Tubo aspiración aceite	AC	1 972827
	Junta BDI	NB	1 972831
	Base bomba de agua	NB	1 972833
	Placa reguladora aire	NB	1 972834
	Bancada trasera	NB	1 972836
	Bomba aceite	AC	1 972837
	Guarnición goma G 47 x 61 x 3.40	GS	1 972838
	Junta	NB	1 972839
	Junta	NB	1 972840
	Guarnición goma	GS	1 972847
	Arandela A 10.5 x 18 x 1 C	CU	8
	Arandela A 16.5 x 22 x 1.50 A	AL	1
	Arandela A 18.5 x 24 x 1 C	CU	1
	O´ring G 8 x 2	GS	4
	O´ring G 17 x 4.20	GS	1
	O´ring G 36.17 x 2.62	GS	1
	O´ring G 37.69 x 3.53	GS	2
	Kit de retenes completo		R972500
	Jgo. retén válvulas (16)	P	1 R971510P
	Retén bancada 83 x 100 x 9	S	1 R911111S
	Retén distribución 36.5 x 50.5 x 7	S	1 R911112S
	Retén árbol de levas 34 x 48 x 7	S	2 R911113S



MAZDA



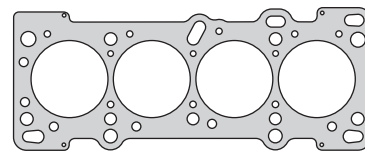
Motor / Engine **Cm³** **HP** **Ø**

BP **1839** **83**

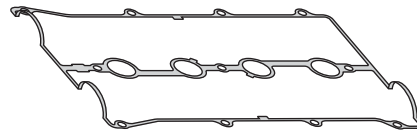
Mazda: Familia, Laser, 323 1990/...



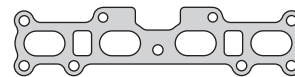
Nº OE	Descripción / Description	Mat.	Ref.
	Jgo. de juntas para motor		972900-R MLS
	Junta tapa cilindros Ø 84.5 x 1.00	MLS 1	972808
	Sellador líquido - caucho de silicona		TRN0085G
	Junta tapa válvulas	GS 1	972810
	Cogotera para cárter	GS 1	972511-1
	Cogotera para cárter	GS 1	972511-2
	Bomba de agua	NB 1	972914
	Múltiple escape	AC 1	972815
	Múltiple admisión	SLS 1	972817
	Junta termostato	NB 1	971519
	Tubo aspiración aceite	NB 1	971529
	Retorno agua	NB 1	971532
	Guarnición goma	GS 1	972933
	O´ring G 37.69 x 3.53	GS 1	
	Kit de retenes completo		R972500
	Jgo. retén válvulas (16)	P 1	R971510P
	Retén bancada 83 x 100 x 9	S 1	R911111S
	Retén distribución 36.5 x 50.5 x 7	S 1	R911112S
	Retén árbol de levas 34 x 48 x 7	S 2	R911113S



972808



972810



972815



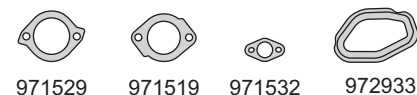
972817



972511-1

972511-2

972914



971529

971519

971532

972933



37.69 x 3.53



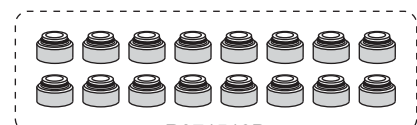
R911111S



R911112S



R901513S



-R971510P-

MAZDA

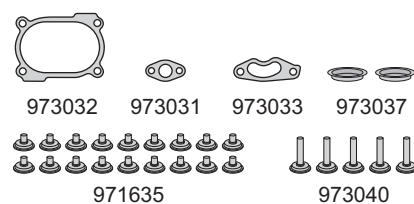
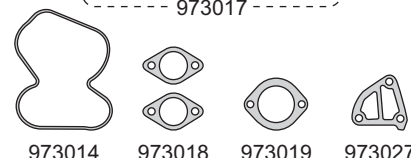
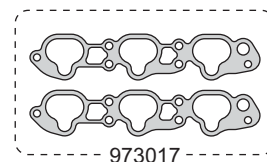
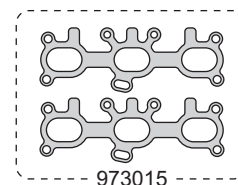
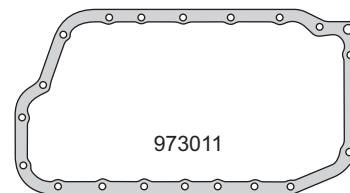
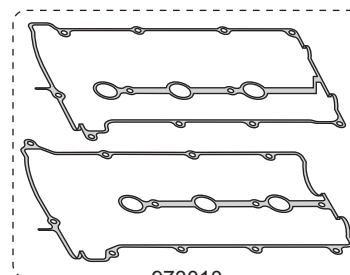
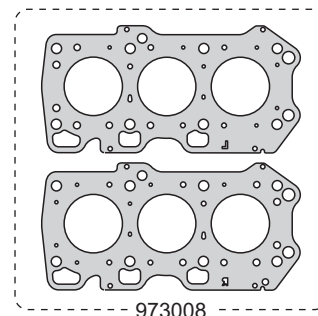


Motor / Engine	Cm ³	HP	Ø
K8 (DOHC) V6 24V	1845	133	75

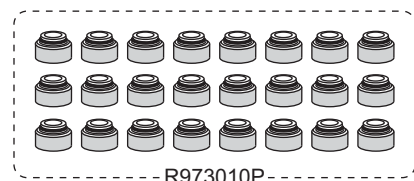
Mazda: Anfini M6, Cronos 1991/...
MX-3 1992/99



Nº OE	Descripción / Description	Mat.	Ref.
	Jgo. de juntas para motor		973000-R MLS
	Jgo. junta tapa cil. Ø 76.7 ± 0.40 (2)	MLS	1 973008
	Jgo. tornillos tapa cilindros (HAD12038)		B971900
	Conj. junta tapa válvulas (2)	GS	1 973010
	Junta para cárter	CG	1 973011
	Bomba de agua	GS	1 973014
	Jgo. múltiple escape (2)	AC	1 973015
	Jgo. múltiple admisión (2)	SLS	1 973017
	Salida escape catalizador	NB	2 973018
	Junta termostato	NB	1 973019
	Base filtro aceite	NB	1 973027
	Junta bomba de aceite	NB	1 973031
	Junta	NB	1 973032
	Junta	NFT	1 973033
	Buje fijación tapa de válvula	AC/GS	18 971635
	Tapón	AC/GS	2 973037
	Buje	AC/GS	5 973040
	Arandela A 14.5 x 20 x 1.50 A	AL	1
	Anillo G 59 x 66 x 5.9	S	1
	O´ring G 6.07 x 1.78	GS	2
	O´ring G 7.52 x 3.53	GS	6
	O´ring G 9.25 x 1.78	GS	1
	O´ring G 10 x 2	GS	1
	O´ring G 17.12 x 2.62	GS	6
	O´ring G 18.64 x 3.53	GS	1
	O´ring G 20.3 x 2.62	GS	2
	O´ring G 26.57 x 3.5	GS	2
	O´ring G 29.74 x 3.53	GS	1
	O´ring G 34.52 x 3.53	GS	2
	Kit de retenes completo		R973000
	Jgo. retén válvulas (24)	P	1 R973010P
	Retén bancada 75 x 93 x 9	S	1 R973011S
	Retén distribución 43 x 55 x 6	S	1 R973012S
	Retén árbol de levas 30 x 44 x 7	S	2 R900913S



A 14.5 x 20 x 1.50 A



MAZDA

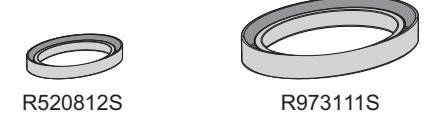
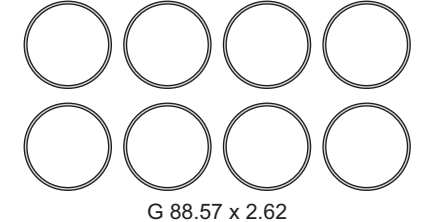

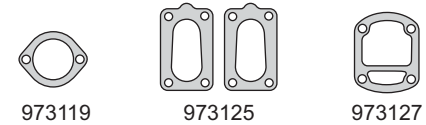
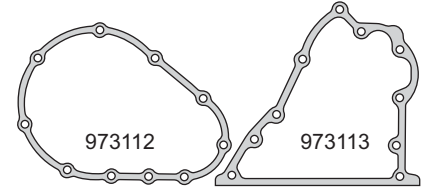
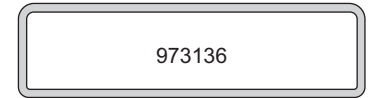

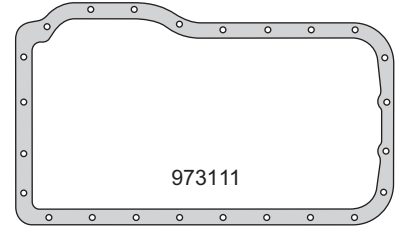
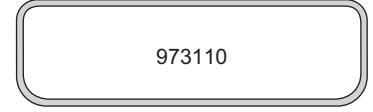
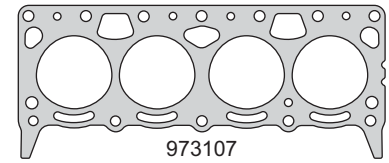


Motor / Engine	Cm ³	HP	Ø
VA (OHV) 8V	1985	45	83

Mazda: Pick Up 1971/...



Nº OE	Descripción / Description	Mat.	Ref.
	Jgo. de juntas para motor	●	973100-R
	Junta tapa cilindros Ø 84.0 ± 1.65	NFT	1 973107
	Junta tapa válvulas	GS	1 973110
	Junta para cárter	CG	1 973111
	Tapa distribución	NB	1 973112
	Placa distribución	NB	1 973113
	Múltiple escape	NFT	1 973115
	Junta termostato	NB	1 973119
	Junta carburador	NB	1 973124
	Junta carburador	NB	2 973125
	Junta bomba aceite	NB	1 973127
	Junta bomba combustible	NB	1 973128
	Junta	NB	1 973129
	Junta	CG	1 973132
	Arandela fijación tapa válvulas A 8.3 x 22.3 x 3.8 A	AC/GS	4 973133
	Junta	NB	1 973134
	Guarnición cierre bancada	AC/GS	2 973135
	Junta sobre tapa válvulas	CG	1 973136
	Arandela fijación A 8.2 x 18 x 3.4 A	AC/GS	2 973137
	Junta cubierta termostato	NB	1 973138
	Junta	NB	1 973139
	O'ring G 8.5 x 2.20	GS	1
	O'ring G 15.54 x 2.62	GS	9
	O'ring G 21.89 x 2.62	GS	1
	O'ring G 26 x 3.20	GS	1
	O'ring G 88.57 x 2.62	GS	8
	Kit de retenes completo		R973100
	Jgo. retén válvulas (8)	P	1 R973110P
	Retén bancada 64 x 85 x 7	S	1 R973111S
	Retén distribución 48 x 68 x 11	S	1 R520812S



MAZDA

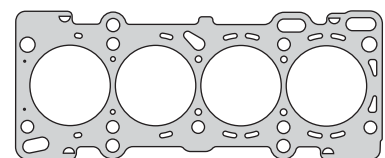


Motor / Engine	Cm ³	HP	Ø
FP	1840	105	83
FS (DOHC) 16V	1991	117	83

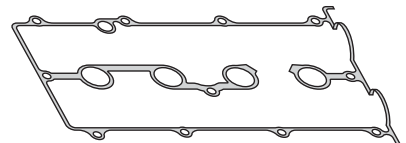
Mazda: 626 1991/97, MX-6 1994/97
626 1989/97- 1993/96



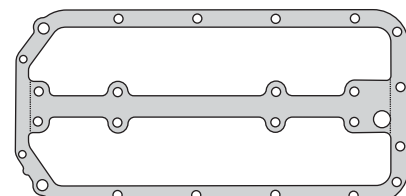
Nº OE	Descripción / Description	Mat.	Ref.
	Jgo. de juntas para motor	●	973200-R-MLS
	Junta tapa cilindros Ø 85.0 ± 0.65 N.R.	MLS	1 973208
	Jgo. tornillos tapa cilindros (HAH10055/10140)		B973200
	Junta tapa válvulas	GS	1 973210
	Junta para cárter	NB	1 973211
	Junta distribución	NB	1 973212
	Junta bomba de agua	NB	1 973214
	Múltiple escape	AC	1 973215
	Múltiple admisión	NB	1 973217
	Salida de escape	FCH	1 973218
	Salida de escape	FCH	1 973218-1
	Junta termostato	NB	1 973219
	Junta	NB	1 973228
	Junta	NB	1 973229
	Junta válvula IAC	NB	1 973233
	Junta sobre cárter inferior	NB	1 973238
	Guarnición goma	GS	1 973240
	Guarnición goma	GS	1 973241
	Guarnición goma	GS	1 973242
	O´ring G 13.94 x 2.62	GS	1
	O´ring G 21.89 x 2.62	GS	1
	O´ring G 23.39 x 3.53	GS	1
	Kit de retenes completo		R973200
	Jgo. retén válvulas (16)	P	1 R971510P
	Retén bancada 89 x 109 x 9	S	1 R973211S
	Retén distribución 42.5 x 54.5 x 6	S	1 R973212S
	Retén árbol de levas 34 x 48 x 7	S	2 R911113S



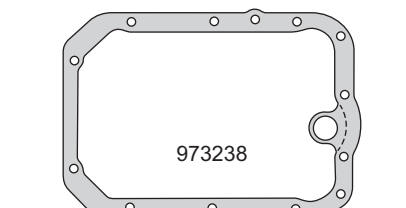
973208



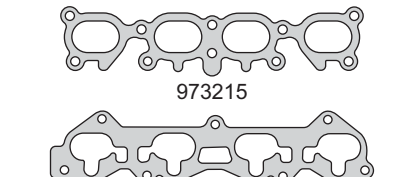
973210



973211



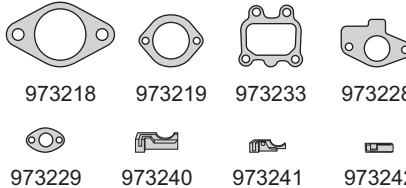
973212



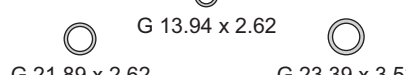
973214



973215



973217



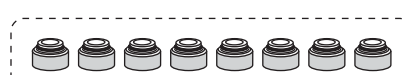
973218




973218-1



973219



973228



973233



973240

973241

973242

G 13.94 x 2.62

G 21.89 x 2.62

G 23.39 x 3.53

R903211S

R903212S

R911113S

R971510P

MAZDA



Motor / Engine **Cm³** **HP** **Ø**

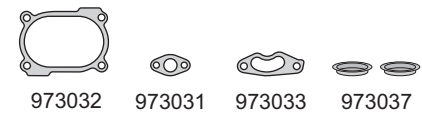
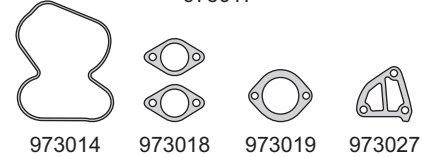
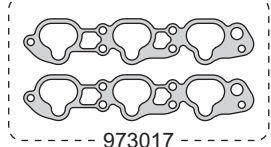
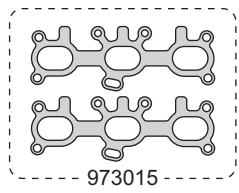
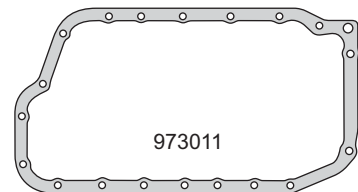
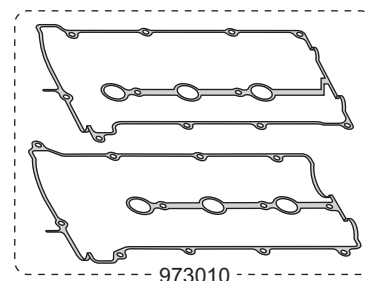
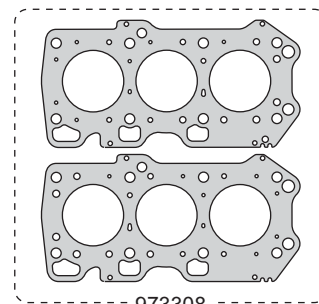
KF **1995** **140/144** **86**

(DOHC) V6 24V

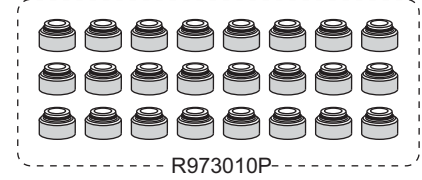
Mazda: Xedos 6 1991/97, Anfini, Cronos 1994/97
323 1994/99



Nº OE	Descripción / Description	Mat.	Ref.
	Jgo. de juntas para motor		973300-R MLS
	Jgo. junta tapa cil. Ø 80.5 ±0.40 (2) N.R. (G)	MLS	1 973308
	Jgo. tornillos tapa cilindros (6) HAD12038		B971900
	Conj. junta tapa válvulas (2)	GS	1 973010
	Junta para cárter	CG	1 973011
	Bomba de agua	GS	1 973014
	Jgo. múltiple escape (2)	AC	1 973015
	Jgo. múltiple admisión (2)	SLS	1 973017
	Salida escape catalizador	NB	2 973018
	Junta termostato	NB	1 973019
	Base filtro aceite	NB	1 973027
	Junta bomba de aceite	NB	1 973031
	Junta	NB	1 973032
	Junta	NFT	1 973033
	Buje fijación tapa de válvula	AC/GS	18 971635
	Tapón	AC/GS	2 973037
	Buje	AC/GS	5 973040
	Arandela A 14.5 x 20 x 1.50 A	AL	1
	Anillo G 59 x 66 x 5.9	S	1
	O´ring G 6.07 x 1.78	GS	2
	O´ring G 7.52 x 3.53	GS	6
	O´ring G 9.25 x 1.78	GS	1
	O´ring G 10 x 2	GS	1
	O´ring G 17.12 x 2.62	GS	6
	O´ring G 18.64 x 3.53	GS	1
	O´ring G 20.3 x 2.62	GS	2
	O´ring G 26.57 x 3.5	GS	2
	O´ring G 29.74 x 3.53	GS	1
	O´ring G 34.52 x 3.53	GS	2
	Kit de retenes completo		R973300
	Jgo. retén válvulas (24)	P	1 R973010P
	Retén bancada 75 x 93 x 9	S	1 R973011S
	Retén distribución 43 x 55 x 6	S	1 R973012S
	Retén árbol de levas 30 x 44 x 7	S	2 R900913S



A 14.5 x 20 x 1.50 A

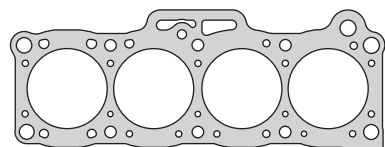


MAZDA




Motor / Engine	Cm ³	HP	Ø
FE	1998	109	86
F2 (SOHC) 12V	2184	147	86

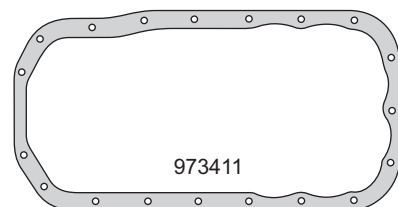
Mazda: 626 1986/92, 929 1987/...
 Capella, Pick Up 1988/...
 626, MX-6 1988/92



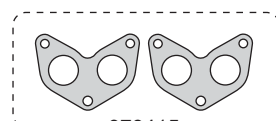
973407



973410



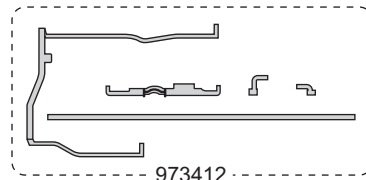
973411



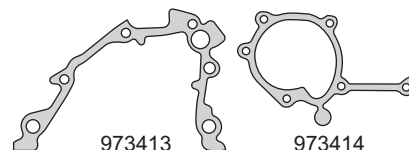
973415



973417



973412



973413

973414



973414-1

973418

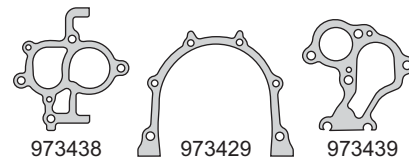
973219



973425

973428

973229



973438

973429

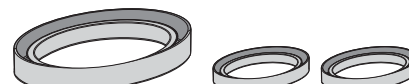
973439



973433

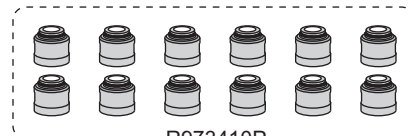
G 13.94 x 2.62

G 17.04 x 3.53



R900211S

R900912S



R973410P

Nº OE	Descripción / Description	Mat.	Ref.
	Jgo. de juntas para motor		973400-R
	Junta tapa cilindros Ø 88.5 ± 1.70	NFT	1 973407
	Jgo. tornillos tapa cilindros (HAS17038)		B973400
	Junta tapa válvulas	GS	1 973410
	Junta para cárter	CG	1 973411
	Jgo. guarnición distribución (5)	GS	1 973412
	Placa distribución	NB	1 973413
	Bomba de agua	NB	1 973414
	Guarnición bomba de agua	GS	1 973414-1
	Jgo. múltiple escape (2)	FCH	1 973415
	Múltiple admisión	NB	1 973417
	Salida de escape	AC	1 973418
	Termostato	NB	1 973219
	Junta base carburador	NB	1 973425
	Junta bomba combustible	NB	2 973428
	Junta	NB	1 973229
	Porta retén bancada trasera	NB	1 973429
	Arandela fijación tapa válvulas	AC/GS	9 973433
	Junta	NB	1 973438
	Junta	NB	1 973439
	O'ring G 13.94 x 2.62	GS	1
	O'ring G 17.04 x 3.53	GS	1
	O'ring G 21.89 x 2.62	GS	1
	Kit de retenes completo		R973400
	Jgo. retén válvulas (12)	P	1 R973410P
	Retén bancada trasera 90 x 110 x 9	S	1 R900211S
	Retén distribución 34 x 48 x 7	S	2 R900912S

MAZDA



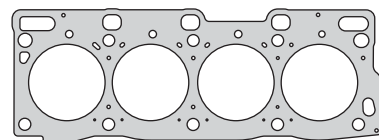
Motor / Engine	Cm ³	HP	Ø
RF (SOHC) 8V	1998	71	86

Mazda: 323D 1998/...


DIESEL



Nº OE	Descripción / Description	Mat.	Ref.
	Jgo. de juntas para motor		● 973500-R MLS
	Junta tapa cilindros Ø 87.5 x 1.45	MLS 1	973508
	Jgo. tornillos tapa cilindros (HAS17038)		B973500
	Sellador líquido - caucho de silicona		TRN0085G
	Junta tapa válvulas	GS 1	973510
	Bomba agua cuerpo termostato	NB 1	973514
	Múltiple admisión y escape	AC 1	973516
	Bomba agua a block	SLS 1	973519
	Porta retén bancada trasera	NB 1	973529
	Bomba aceite a block	NB 1	973530
	Junta	AC 1	973532
	Junta válvula EGR	SLS 1	973538
	O´ring G 7 x 2	GS 1	
	O´ring G 17.12 x 2.62	GS 1	
	Kit de retenes completo		R973500
	Jgo. retén válvulas (8)	P 1	R973510P
	Retén bancada 90 x 110 x 9/10.3	S 1	R912211S
	Retén distribución 34 x 48 x 7	S 1	R900912S
	Retén árbol de levas 30 x 44 x 7	S 1	R900913S
	Retén auxiliar 32 x 46 x 7	S 1	R973515S



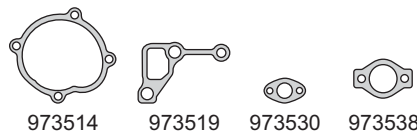
973508



973510



973516

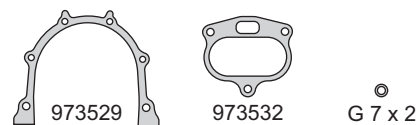


973514

973519

973530

973538



973529

973532

G 7 x 2

G 17.12 x 2.62



R912211S



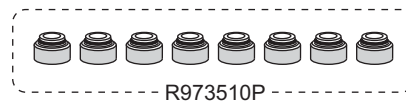
R900912S



R900913S



R903515S



R973510P

MAZDA

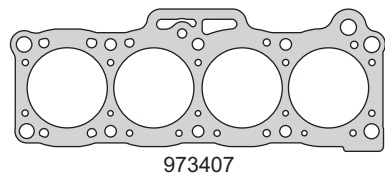


Motor / Engine	Cm ³	HP	Ø
FE	1998	103	86
F2 (SOHC) 12V	2184	147	86


Ford: Probe 1989/91
Mazda: 926/929 1986/...
 626, MX-6 1988/92
 Capella, Luce 1988/92



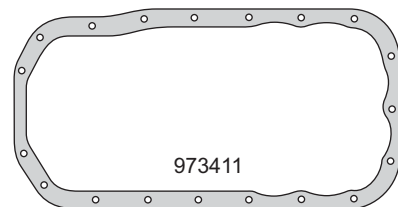
Nº OE	Descripción / Description	Mat.	Ref.
	Jgo. de juntas para motor		973600-R
	Junta tapa cilindros Ø 88.5 ± 1.70	NFT	1 973407
	Jgo. tornillos tapa cilindros (6) HAS17038		B973400
	Junta tapa válvulas	GS	1 973410
	Junta para cárter	CG	1 973411
	Jgo. guarnición distribución (6)	GS	1 973612
	Placa distribución	NB	1 973413
	Bomba de agua	NB	1 973414
	Guarnición bomba de agua	GS	1 973414-1
	Jgo. múltiple escape (2)	FCH	1 973415
	Múltiple escape	AC	1 973615
	Múltiple admisión	NB	1 973417
	Salida de escape	AC	1 973418
	Termostato	NB	1 973219
	Junta base carburador	NB	1 973425
	Junta bomba combustible	NB	2 973428
	Junta	NB	1 973229
	Porta retén bancada trasera	NB	1 973429
	Arandela fijación tapa válvulas	AC/GS	9 973433
	Junta	NB	1 973438
	Junta	NB	1 973439
	O'ring G 13.94 x 2.62	GS	1
	O'ring G 17.04 x 3.53	GS	1
	O'ring G 21.89 x 2.62	GS	1
	Kit de retenes completo		R973400
	Jgo. retén válvulas (12)	P	1 R973410P
	Retén bancada trasera 90 x 110 x 9	S	1 R900211S
	Retén distribución 34 x 48 x 7	S	2 R900912S



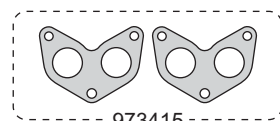
973407



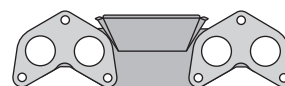
973410



973411



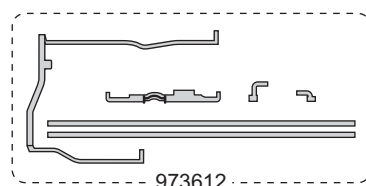
973415



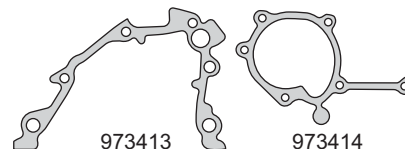
973615



973417



973612



973413

973414



973414-1

973418

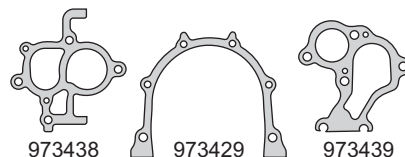
973219



973229

973428

973425



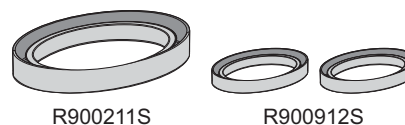
973438

973429

973439

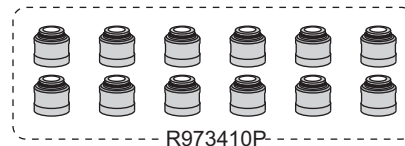


973433



R900211S

R900912S



R973410P

MAZDA



Motor / Engine **Cm³** **HP** **Ø**

S2
(SOHC) 8V

2209

70

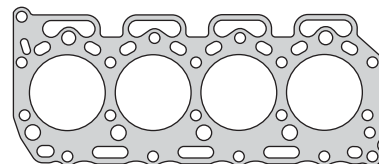
89

Mazda: Pick Up, B2200, Luce 1979/...

DIESEL



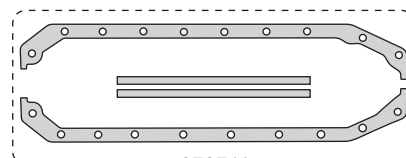
Nº OE	Descripción / Description	Mat.	Ref.
	Jgo. de juntas para motor		973700-R
	Junta tapa cilindros Ø 98.0 ±1.30		973707
	Junta tapa válvulas		973710
	Jgo. junta para cárter (4)		973711
	Tapa distribución		973712
	Placa distribución		973713
	Jgo. múltiple escape (4)		973715
	Jgo. múltiple admisión (4)		973717
	Termostato		973719
	Filtro aceite		973729
	Caja termostato		973732
	Arandela fijación tapa de válvulas A 8.3 x 22.1 x 5.2		973733
	Porta retén bancada		973734
	Bomba inyectora		973735
	Chupador aceite		973737
	Conducto aceite		973739
	Junta		973740
	Junta		973741
	Junta		973742
	Arandela A 14 x 20 x 2 C		973733
	Kit de retenes completo		R973700
	Jgo. retén válvulas (8)		R971010P
	Retén bancada trasera 101.57 x 125 x 13		R900811S
	Retén distribución 50.8 x 69.85 x 11		R973712S



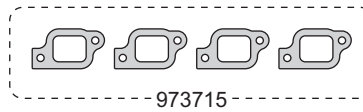
973707



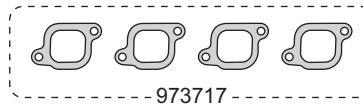
973710



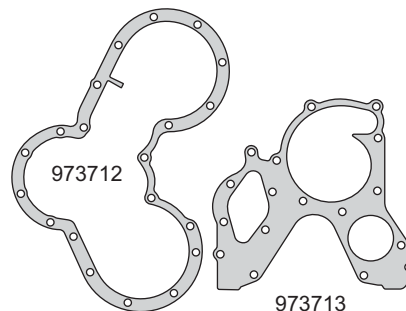
973711



973712

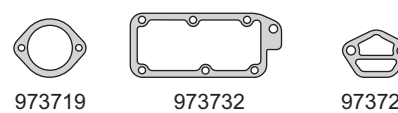


973713



973712

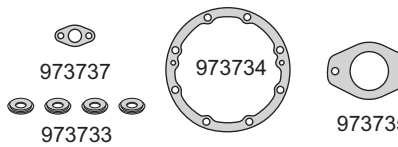
973713



973719

973732

973729

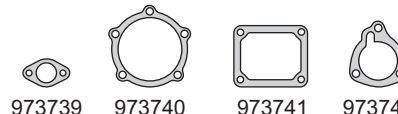


973737

973734

973733

973735



973739

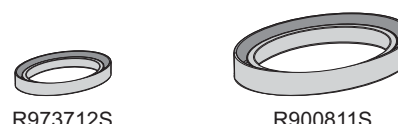
973740

973741

973742

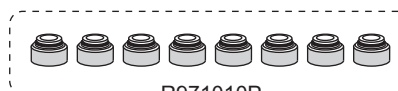


A 14 x 20 x 2 C



R973712S

R900811S



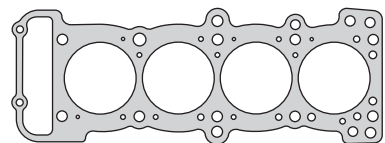
R971010P

MAZDA

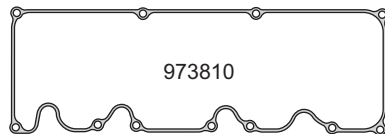


Motor / Engine	Cm ³	HP	Ø
G6-E (SOHC) 12V	2605	124	92

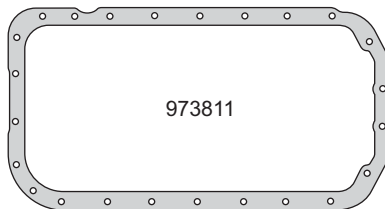
Mazda: MPV, B2600 1989/...



973807



973810



973811



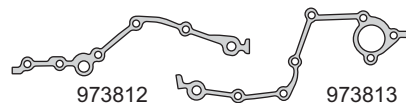
973815



973817



973831



973812

973813



973814



973818



973832



973833



973834



973839



973835



973837



973840

G 7 x 2



A 16.5 x 22 x 1.50 A



G 17.04 x 3.53



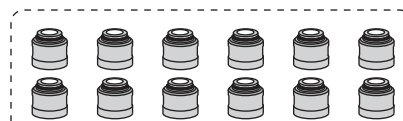
G 21.89 x 2.62



R973812S



R900211S



R973810P

Nº OE	Descripción / Description	Mat.	Ref.
	Jgo. de juntas para motor		973800-R
	Junta tapa cilindros Ø 93.5 ± 1.70	GFT 1	973807
	Junta tapa válvulas	GS 1	973810
	Junta para cárter	CG 1	973811
	Tapa distribución	NB 1	973812
	Placa distribución	NB 1	973813
	Bomba de agua	NB 1	973814
	Múltiple escape	AC 1	973815
	Múltiple admisión	NB 1	973817
	Salida de escape	AC 1	973818
	Entre colectores admisión	AC 1	973831
	Junta cuerpo acelerador	AC 1	973832
	Alojamiento termostato	NB 1	973833
	Junta	NB 1	973834
	Junta	NB 1	973835
	Guarnición medialuna árbol levas	S 1	973837
	Junta	NB 1	973839
	Junta base filtro aceite	NB 1	973840
	Arandela A 16.5 x 22 x 1.50 A	AL 1	
	O´ring G 7 x 2	GS 4	
	O´ring G 17.04 x 3.53	GS 1	
	O´ring G 21.89 x 2.62	GS 1	
	Kit de retenes completo		R973800
	Jgo. retén válvulas (12)	P 1	R973810P
	Retén bancada 90 x 110 x 9	S 1	R900211S
	Retén distribución 46 x 60 x 7	S 1	R973812S

MAZDA



Motor / Engine

Cm³

HP

Ø

W9
(SOHC) 12V

2892
2953

156

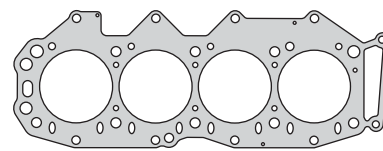
94
96

Ford: Ranger TD 2002/07
Mazda: B2000 2000/...

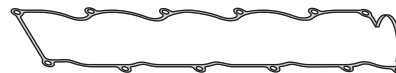
DIESEL



Nº OE	Descripción / Description	Mat.	Ref.
	Jgo. de juntas para motor		973900-R MLS
	Junta tapa cilindros Ø 96.5 x 0.95	MLS 1	973908
	Jgo. tornillos tapa cilindros (HAD14038)		B971200
	Sellador líquido - caucho de silicona		TRN0085G
	Junta tapa válvulas	GS 1	971610
	Bomba de agua	SLS 1	971614
	Múltiple escape	AC 1	971615
	Múltiple admisión	SLS 1	971617
	Distribuidor aceite radiador	SLS 1	971629
	Guarnición termostato	GS 1	971630
	Guarnición goma G 48 x 60 x 5	GS 2	971631
	Junta retorno agua	SLS 1	971632
	Guarnición goma	GS 1	971634
	Buje fijación tapa de válvulas	AC/GS 12	971635
	O'ring G 7 x 2	S 1	
	O'ring G 8.5 x 2	GS 1	
	O'ring G 15.54 x 2.62	GS 1	
	Kit de retenes completo		R971600
	Jgo. retén válvulas (12)	P 1	R971610P
	Retén bancada 90 x 110 x 9/10.3	S 1	R912211S
	Retén distribución 60 x 76 x 7.5	S 1	R971612S
	Retén árbol de levas 32 x 46 x 7	S 1	R863612S
	Retén auxiliar 53 x 69.85 x 11	S 1	R971615S



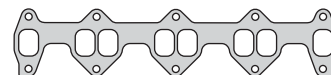
973908



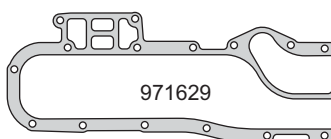
971610



971615



971614



971617

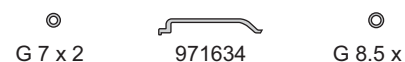


971614

971630

971631

971632



G 7 x 2

971634

G 8.5 x 2



971635

G 15.54 x 2.62



R912211S



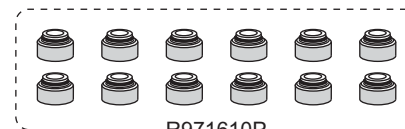
R971612S



R863612S



R971615S



R971610P

MAZDA

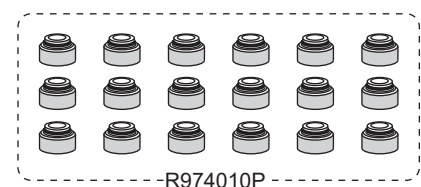
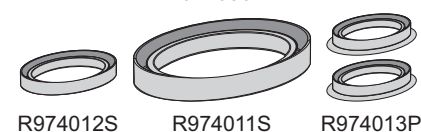
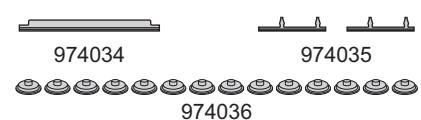
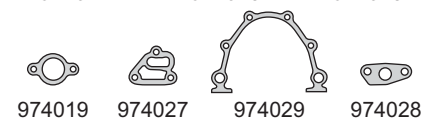
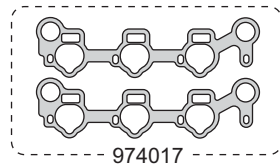
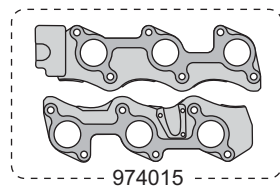
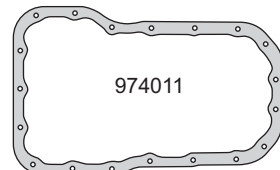
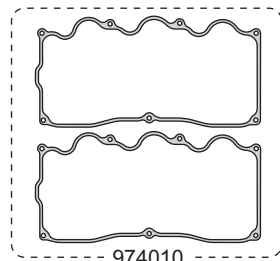
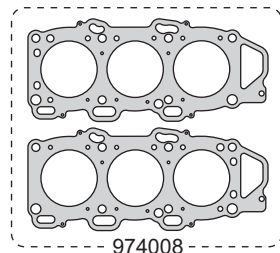


Motor / Engine	Cm ³	HP	Ø
JE-ZE (DOHC) 18V V6	2954	157/167	90

Mazda: Luce, 929 1987/...



Nº OE	Descripción / Description	Mat.	Ref.
	Jgo. de juntas para motor		● 974000-R-MLS
	Jgo. junta tapa cil. Ø 91.5 ± 1.25 (2)	MLS	1 974008
	Conj. junta tapa válvulas (2)	GS	1 974010
	Junta para cárter	CG	1 974011
	Jgo. delantera distribución (4)	NB	1 974012
	Tapa distribución	NB	1 974013
	Bomba de agua	NB	1 974014
	Jgo. múltiple escape (2)	AC	1 974015
	Jgo. múltiple admisión (2)	AC/GS	1 974017
	Jgo. múltiple admisión (6)	AC	1 974017-1
	Salida de escape	AC	2 974018
	Salida de escape	AC	1 974018-1
	Junta termostato	NB	1 974019
	Base filtro de aceite	NB	1 974027
	Salida silenciador a catalizador	AC	1 974028
	Junta porta retén trasero cigüeñal	NB	1 974029
	Guarnición goma	GS	1 974034
	Junta cierre	GS	2 974035
	Arandela fijación junta tapa válvulas	AC/GS	14 974036
	Arandela blindada A 44.5 x 53.5 x 4	FCH	1
	O'ring G 7 x 2	GS	2
	O'ring G 17.12 x 2.62	GS	1
	O'ring G 20.3 x 2.62	GS	1
	O'ring G 26.64 x 3.53	GS	1
	O'ring G 31.34 x 3.53	GS	1
	O'ring G 40.87 x 3.53	GS	2
	O'ring G 44 x 3	GS	6
	Kit de retenes completo		R974000
	Jgo. retén válvulas (18)	P	1 R974010P
	Retén bancada 75 x 93 x 9	S	1 R974011S
	Retén distribución 43 x 55 x 6	S	1 R974012S
	Retén árbol de levas 36 x 49.5/54 x 11	P	2 R974013P



MAZDA



Motor / Engine **Cm³** **HP** **Ø**

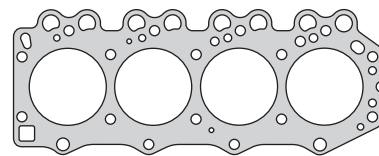
HA **2977** **86** **95**

Mazda: T3000 1981/84


DIESEL



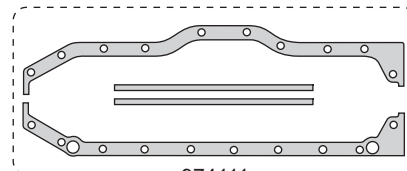
Nº OE	Descripción / Description	Mat.	Ref.
	Jgo. de juntas para motor	●	974100-R
	Junta tapa cilindros Ø 99.5 ± 1.70 N.R.	NFT	1 974107
	Jgo. tornillos tapa cilindros (HAD14038)		B971200
	Junta tapa válvulas	GS	1 974110
	Jgo. junta para cárter (4)	NB	1 974111
	Tapa distribución	NB	1 974112
	Placa distribución	NB	1 974113
	Bomba de agua	NB	1 974114
	Jgo. múltiple escape (4)	AC	1 974115
	Múltiple admisión	NB	1 974117
	Termostato	NB	1 974119
	Radiador aceite	NB	1 974130
	Junta cárter inferior	NB	1 974131
	Caja termostato	NB	1 974132
	Arandela fijación tapa válvulas	AC/GS	3 974133
	Porta retén bancada trasera	NB	1 974134
	Bomba inyectora	NB	1 974135
	Chupador aceite	NB	1 974137
	Base entrada admisión	NB	1 974138
	Conducto aceite	NB	1 974139
	O'ring G 13.94 x 2.62	GS	1
	Kit de retenes completo		R974100
	Jgo. retén válvulas (8)	P	1 R974110P
	Retén bancada 101.57 x 125 x 13	S	1 R900811S
	Retén distribución 50.8 x 69.85 x 11	S	1 R973712S



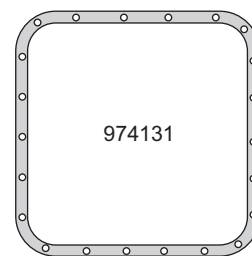
974107



974110



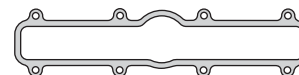
974111



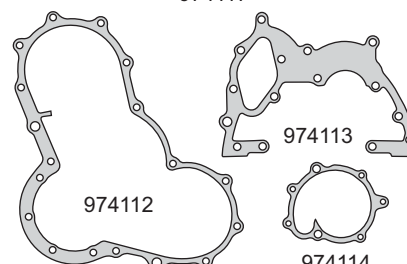
974131



974115



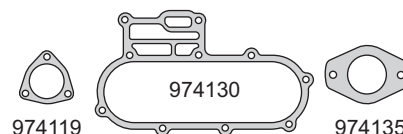
974117



974112

974113

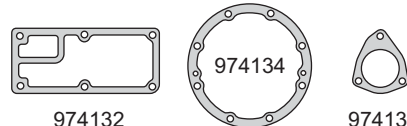
974114



974119

974130

974135



974132

974134

974138



974139

974133

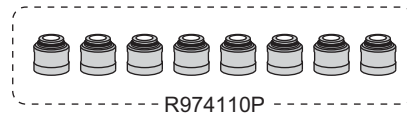
974137

G 13.94 x 2.62



R973712S

R900811S



R974110P

MAZDA



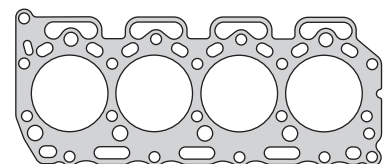
Motor / Engine	Cm ³	HP	Ø
HA	2977	86	95

Mazda: E3000 1978/81



DIESEL

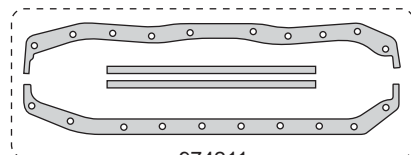
Nº OE	Descripción / Description	Mat.	Ref.
	Jgo. de juntas para motor		974200-R
	Junta tapa cilindros Ø 99.5 ± 1.55	NFT 1	974207
	Junta tapa válvulas	CG 1	974210
	Jgo. junta para cárter (4)	CG 1	974211
	Tapa distribución	NB 1	974212
	Placa distribución	NB 1	974213
	Bomba de agua	NB 1	974214
	Jgo. múltiple escape (4)	NFT 1	974215
	Jgo. múltiple admisión (4)	NB 1	974217
	Salida de escape	NB 1	974218
	Termostato	NB 1	974219
	Bomba de aceite	NB 1	974227
	Bomba combustible	NB 1	974228
	Base filtro aceite	NB 1	974229
	Junta base termostato	NB 1	974231
	Caja termostato	NB 1	974232
	Tapa trasera tapa cilindros	NB 1	974233
	Porta retén bancada trasera	NB 1	974134
	Bomba inyectora	NB 1	974135
	Descarga gases	NB 1	974236
	Acople caño aceite	NB 2	974237
	Arandela llenada aceite A 33 x 45 x 1.50 F	F 1	974239
	Junta	NB 1	974240
	Junta	NB 1	974241
	Junta	NB 1	974242
	Junta	NB 1	974243
	Junta	NB 1	974244
	Junta	NB 1	974245
	Kit de retenes completo		R973700
	Jgo. retén válvulas (8)	P 1	R971010P
	Retén bancada 101.57 x 125 x 13	S 1	R900811S
	Retén distribución 50.8 x 69.85 x 11	S 1	R973712S



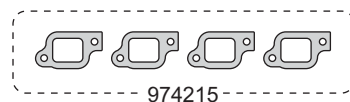
974207



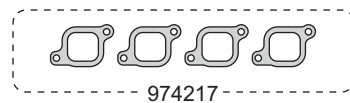
974210



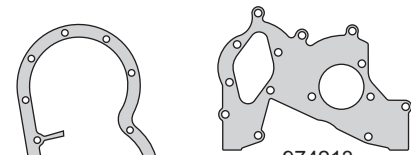
974211



974215

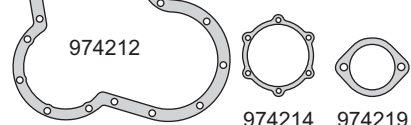


974217

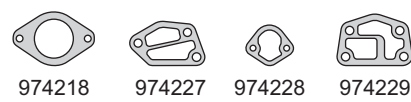


974212

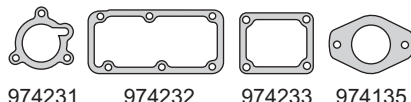
974213



974214 974219



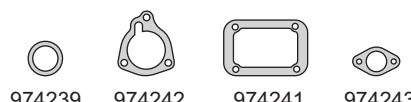
974218 974227 974228 974229



974231 974232 974233 974135



974134 974237 974240



974239 974242 974241 974243

974244

974245



R973712S R900811S



R971010P

MAZDA



Motor / Engine **Cm³** **HP** **Ø**

SL **3455** **HP** **103**

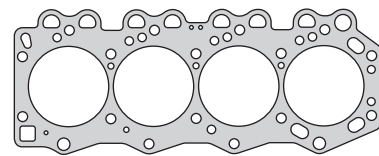
(OHV) 8V

Mazda: T3500 1984/...

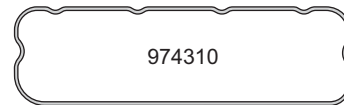
DIESEL



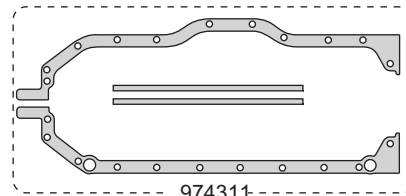
Nº OE	Descripción / Description	Mat.	Ref.
	Jgo. de juntas para motor	●	974300-R
	Junta tapa cilindros Ø 104.0 ±1.75	NFT	1 974307
	Junta tapa válvulas	GS	1 974310
	Jgo. junta para cárter (4)	NB	1 974311
	Tapa distribución	NB	1 974312
	Placa distribución	NB	1 974313
	Bomba de agua	NB	1 974314
	Jgo. múltiple escape (4)	AC	1 974115
	Múltiple admisión	NB	1 974317
	Termostato	NB	1 974319
	Retorno agua	NB	1 974329
	Radiador aceite	NB	1 974330
	Junta cárter inferior	GS	2 974331
	Caja termostato	NB	1 974132
	Arandela fijación tapa válvulas A6.8 x 23 x 4.6	AC/GS	3 974133
	Porta retén bancada trasera	NB	1 974134
	Chupador aceite	NB	1 974337
	Conducto aceite	NB	1 974339
	O'ring G 13.94 x 2.62	GS	1
	Kit de retenes completo		R974100
	Jgo. retén válvulas (8)	P	1 R974110P
	Retén bancada 101.57 x 125 x 13	S	1 R900811S
	Retén distribución 50.8 x 69.85 x 11	S	1 R973712S



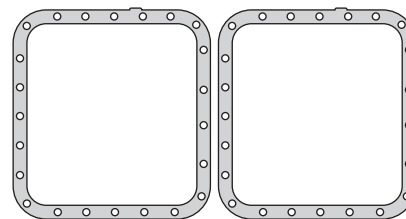
974307



974310



974311



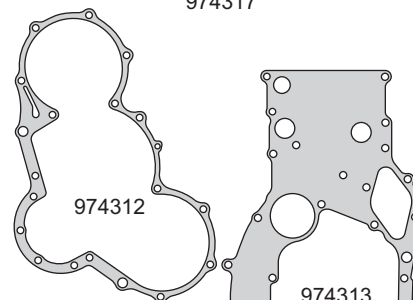
974331



974115



974317



974312

974313



974314

974319

974132

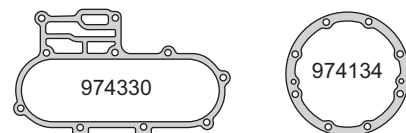


974329

974133

974337

974339



974330

974134



G 13.94 x 2.62



R973712S

R900811S



R974110P

MAZDA



Motor / Engine **Cm³** **HP** **Ø**

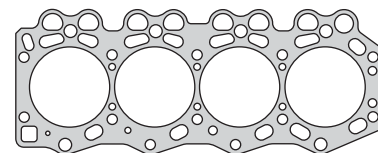
SL-T
(OHV) 8V **3455** **116** **103**

Mazda: T3500 1984/...

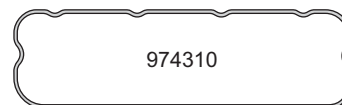
DIESEL



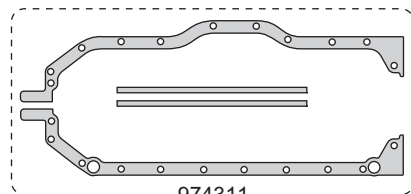
Nº OE	Descripción / Description	Mat.	Ref.
	Jgo. de juntas para motor		974400-R MLS
	Junta tapa cilindros Ø 104.0 ± 1.45	MLS	1 974408
	Junta tapa válvulas	GS	1 974310
	Jgo. junta para cárter (4)	NB	1 974311
	Tapa distribución	NB	1 974312
	Placa distribución	NB	1 974313
	Bomba de agua	NB	1 974314
	Jgo. múltiple escape (4)	AC	1 974415
	Múltiple admisión	NB	1 974417
	Termostato	NB	1 974319
	Retorno agua	NB	1 974329
	Radiador aceite	NB	1 974330
	Junta cárter inferior	NB	2 974331
	Caja termostato	NB	1 974132
	Arandela fijación tapa válvulas	AC/GS	3 974133
	Porta retén bancada trasera	NB	1 974134
	Chupador aceite	NB	1 974337
	Conducto aceite	NB	1 974339
	O'ring G 13.94 x 2.62	GS	1
	Kit de retenes completo		R974100
	Jgo. retén válvulas (8)	P	1 R974110P
	Retén bancada 101.57 x 125 x 13	S	1 R900811S
	Retén distribución 50.8 x 69.85 x 11	S	1 R973712S



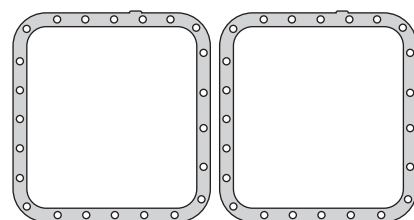
974408



974310



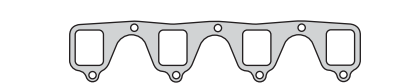
974311




974415



974417



974312



974313



974314



974415



974417



974319



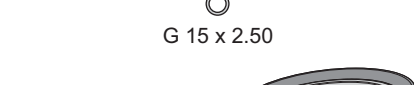
974329



974330



974331




974132



974337



974339



G 15 x 2.50



R900811S

R973712S

R974110P

MAZDA



Motor / Engine **Cm³** **HP** **Ø**

TF **4021** **HP** **105.5**

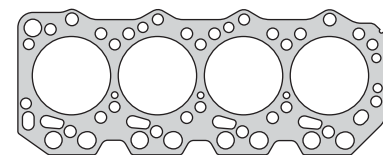
(OHV) 8V

Mazda: T4000

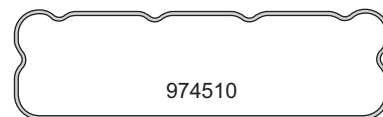
DIESEL



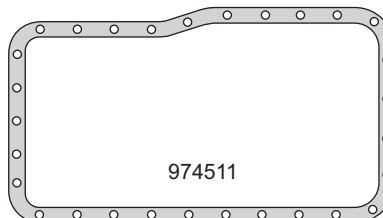
Nº OE	Descripción / Description	Mat.	Ref.
	Jgo. de juntas para motor		974500-R MLS
	Junta tapa cilindros Ø 109.8 ± 1.30	MLS 1	974508
	Junta tapa válvulas	GS 1	974510
	Junta para cárter	GS 1	974511
	Junta distribución	NB 1	974512
	Tapa distribución	NB 1	974513
	Bomba de agua	NB 1	974514
	Múltiple escape	AC 1	974515
	Múltiple admisión	NB 1	974517
	Termostato	NB 1	974519
	Distribuidor aceite radiador	NB 2	974529
	Junta caja termostato	NB 1	974531
	Junta caja termostato	NB 1	974532
	Arandela fijación tapa de válvulas	AC/GS 3	974133
	Junta	NB 1	974534
	Junta entrada aire	NB 1	974537
	Junta	NB 1	974538
	Junta	NB 1	974539
	Junta	NB 2	974540
	Arandela A 14.5 x 20 x 1.50	AL 1	
	Arandela A 7.5 x 14 x 2 C	CU 4	
	Arandela A 10.5 x 16 x 1 C	CU 4	
	O´ring G 12.37 x 2.62	GS 1	
	O´ring G 13.94 x 2.62	GS 1	
	O´ring G 15.54 x 2.62	GS 2	
	O´ring G 17.12 x 2.62	GS 2	
	O´ring G 11.5 x 2.30	S 4	
	O´ring G 24.99 x 3.53	S 2	
	O´ring G 8 x 2.20	GS 1	
	O´ring G 8.5 x 2.20	GS 8	
	Kit de retenes completo		R974500
	Jgo. retén válvulas (8)	P 1	R974110P
	Retén bancada 105 x 125 x 13	S 1	R974511S
	Retén distribución 60 x 81 x 11	S 1	R974512S



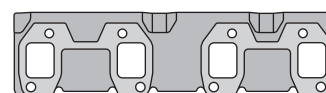
974508



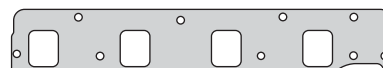
974510




974511



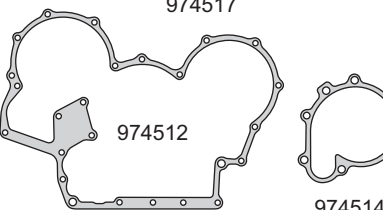
974512



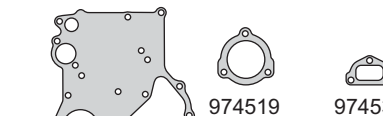
974513



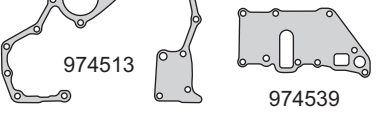
974514



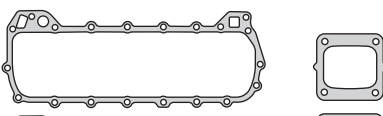
974515



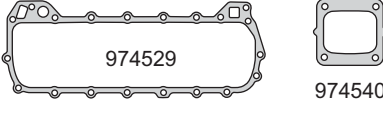
974517



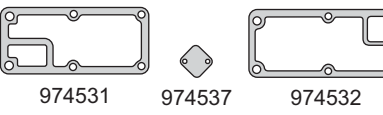
974519



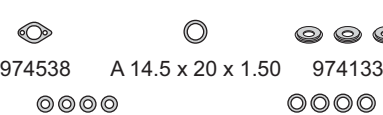
974529



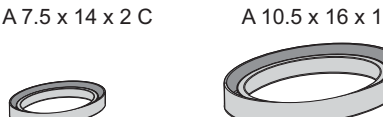
974531



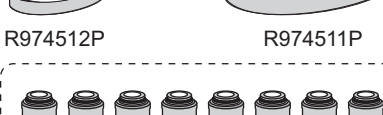
974537



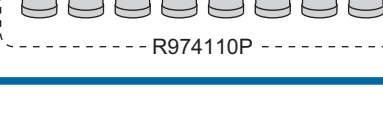
974538



974133



A 7.5 x 14 x 2 C



A 10.5 x 16 x 1 C



R974110P

MAZDA



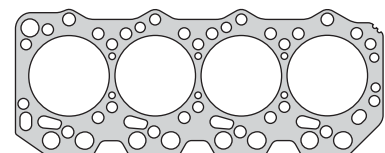
Motor / Engine **Cm³** **HP** **Ø**

TM **4553** **HP** **109**

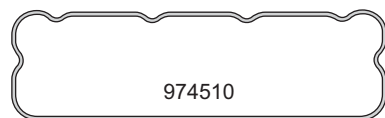
(OHV) 8V

Mazda: T4500

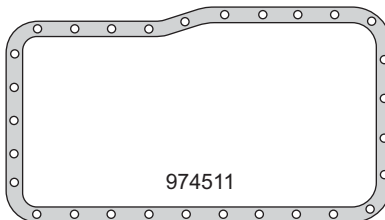
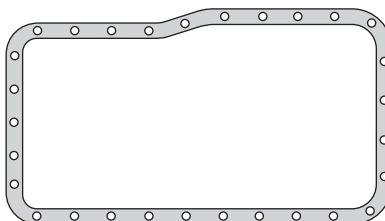
DIESEL



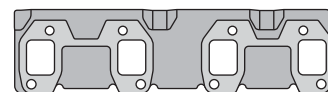
974608



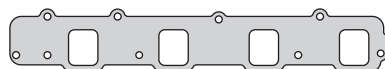
974510



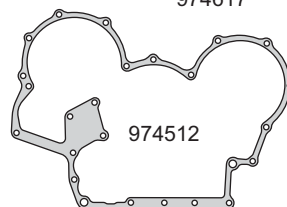
974511



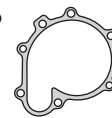
974515



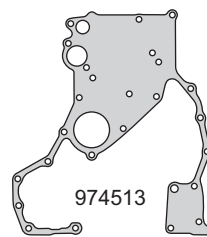
974617



974512



974514



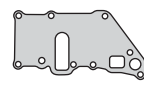
974513



974619



974628



974539



974534



974133



974538



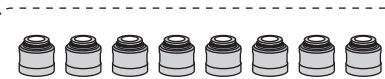
G 21.89 x 2.62



R974512P



R974511P



R974110P

Nº OE	Descripción / Description	Mat.	Ref.
	Jgo. de juntas para motor		● 974600-R MLS
	Junta tapa cilindros Ø 113.0 ± 1.30	MLS	1 974608
	Junta tapa válvulas	GS	1 974510
	Junta para cárter	GS	2 974511
	Junta distribución	NB	1 974512
	Tapa distribución	NB	1 974513
	Bomba de agua	NB	1 974514
	Múltiple escape	AC	1 974515
	Múltiple admisión	SLS	1 974617
	Termostato	NB	1 974619
	Junta	NB	1 974629
	Arandela fijación tapa de válvulas	AC/GS	3 974133
	Junta	NB	1 974534
	Junta	NB	1 974538
	Junta	NB	1 974539
	O´ring G 21.89 x 2.62	GS	1
	Kit de retenes completo		R974500
	Jgo. retén válvulas (8)	P	1 R974110P
	Retén bancada 105 x 125 x 13	S	1 R974511S
	Retén distribución 60 x 81 x 11	S	1 R974512S

MAZDA

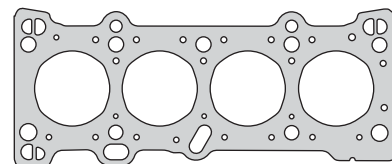


Motor / Engine	Cm ³	HP	Ø
B3 (SOHC) 16V	1323	67	71

Mazda: 323 1991/94
121, Familia 1992/94



Nº OE	Descripción / Description	Mat.	Ref.
ABV-10271	Jgo. de juntas para motor	●	974700-R
B3F2-10271	Junta tapa cilindros Ø 72.5 x 1.75	NFT	1 974707
	Jgo. tornillos tapa cilindros (HAD12038)		B971300
	Sellador líquido - caucho de silicona		TRN0085G
B630-10235	Junta tapa válvulas	GS	1 971310
B630-10431AB	Cogotera delantera cárter	GS	1 971311/3
	Cogotera trasera cárter	GS	1 971311/4
	Guarnición frente motor	GS	1 971312
	Junta inferior distribución	CB	1 971313
	Bomba de agua	CB	1 971314
	Múltiple escape	MLS	1 971315
	Múltiple admisión	AC	1 971317
	Base superior termostato	CB	1 971319
	Base carburador inferior	CB	1 971325
	Base bomba nafta	CB	1 971328
	Porta retén bancada trasero	CB	1 971329
	Base carburador superior	CB	1 971330
	Base inferior termostato	CB	1 971331
	Retorno agua tapa bomba	CB	1 971332
	Jgo. guarnición goma cárter delantero (2)	GS	1 971336
	Guarnición cárter	GS	1 974737
	Arandela tapón cárter A 14 x 21 x 2 A	AL	1
	Kit de retenes completo		R974700
	Jgo. retén válvulas (16)	P	1 R974710P
	Retén bancada 83 x 100 x 9	P	1 R971311P
	Retén distribución 36.5 x 50.5 x 7	N	1 R971312N
	Retén árbol de levas 30 x 44 x 7	N	1 R971313N



974707



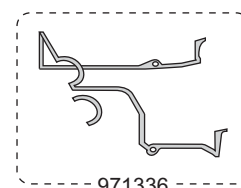
971310



971315



971317



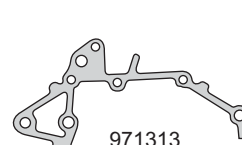
971336



971312



971311/3/4



971313



971314



971319



971325



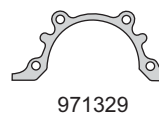
971328



971330



971331



971329



971332



974737



A 14 x 21 x 2 A



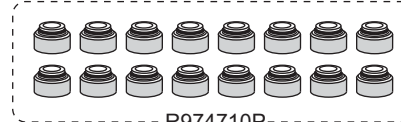
R971311P



R971312N



R971313N



R974710P

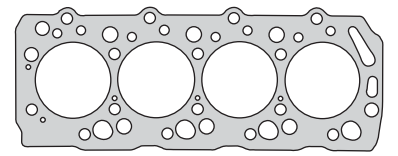
MITSUBISHI



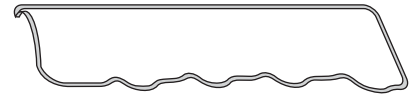
Motor / Engine	Cm ³	HP	Ø
4D55T	2346	67/84	91
4D56/T	2476	70/84	91
D4BA/BAX/BH/BF	2476	75/85	91
D4BB (SOHC) 8V	2607	85	91

DIESEL

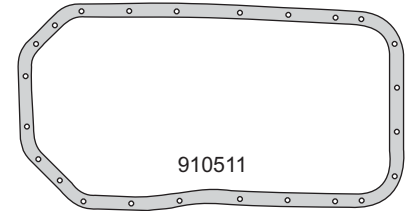
Chrysler: Pick Up Power Ram 50 TD 1983/85
Ford: Bronco II TD, Ranger 2WD 1985/...
Hyundai: H100 D/TD, H1 D/TD 1986/...
Mitsubishi: L 200 1987/..., Canter T35 1987/98
 Pajero, Montero 1986/...



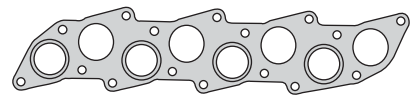
910507



910510



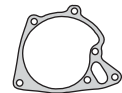
910511



910516



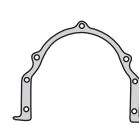
910512



910514



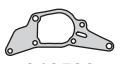
910518



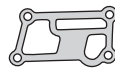
910529



910519



910530



910535



910538



910531



910532



910533



910534



910536



910537



910539



910540



A 12 x 18 x 1C



A 8 x 12 x 1C



A 14 x 18 x 1.5 A



G 8.25 x 1.78



G 4 x 2



G 24.99 x 3.53



R520811P



R950312P



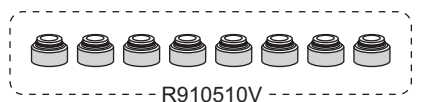
R470013P



R300749N



R250156N



R910510V

Nº OE	Descripción / Description	Mat.	Ref.
	Jgo. de juntas para motor		910500-R
	Junta tapa cilindros Ø 92.0 ± 1.70	NFT 1	910507
	Jgo. tornillos tapa cilindros (HAH10055/10140)		B910500
	Junta tapa válvulas	GS 1	910510
	Junta para cárter	CG 1	910511
	Tapa distribución	NB 1	910512
	Tapa bomba de agua	NB 1	910514
	Múltiple admisión y escape	NFT 1	910516
	Salida escape	AC 1	910518
	Base bomba de agua	NB 1	910519
	Porta retén trasero	NB 1	910529
	Filtro de aceite	NB 1	910530
	Tapa termostato	NB 1	910531
	Retorno aceite	NB 1	910532
	Varilla aceite	NB 1	910533
	Acople caño escape	AC 1	910534
	Base bomba de agua	NB 1	910535
	Termostato	NB 1	910536
	Chupador aceite	NB 1	910537
	Bomba aceite	GS	910538
	Guarnición G 17 x 27 x 5	GS	910539
	Arandela fijación más válvulas	CH/GS 2	910540
	Arandela A 12 x 18 x 1C	CU 12	
	Arandela A 8 x 12 x 1C	CU 4	
	Arandela A 14 x 18 x 1.5 A	AL 1	
	O'ring G 24.99 x 3.53	GS 1	
	O'ring G 8.25 x 1.78	GS	
	O'ring G 4 x 2	GS	
	Kit de retenes completo		R910500
	Jgo. retén válvulas (8)	V 1	R910510V
	Retén bancada 80 x 96 x 9	P 1	R520811P
	Retén distribución 44 x 60 x 7	P 1	R950312P
	Retén distribución 35 x 50 x 7	P 1	R470013P
	Retén auxiliar 17 x 28 x 7	N 1	R300749N
	Retén auxiliar 25 x 35 x 7	N 1	R250156N

MITSUBISHI



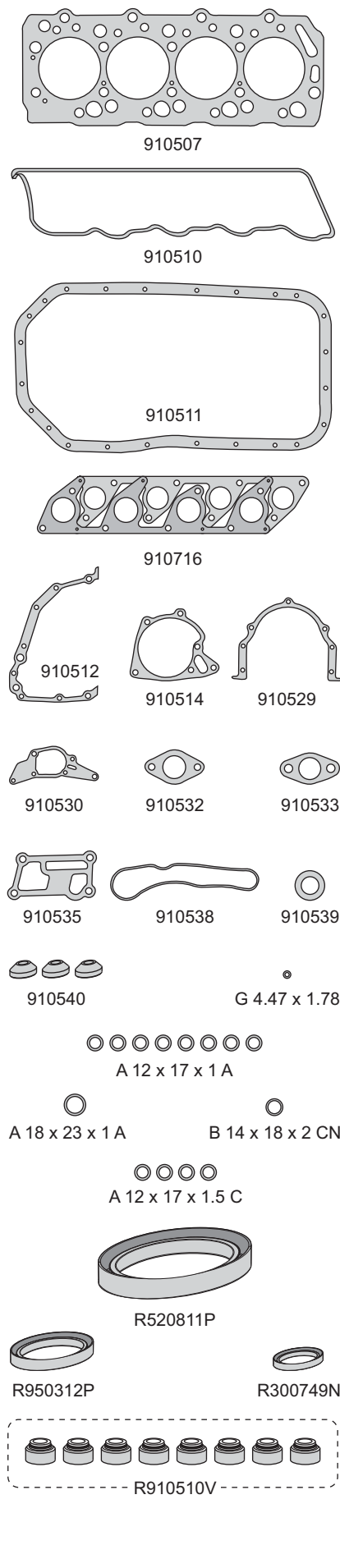
Motor / Engine	Cm ³	HP	Ø
4D56/T	2476	115	91
D4BH (SOHC) 8V	2476	94/97	91

Kia: Pregio, K2500 2001/05, Bongo 2006
Mitsubishi: L 200, Pajero, Montero, Nativa 2001/...

DIESEL



Nº OE	Descripción / Description	Mat.	Ref.
	Jgo. de juntas para motor	●	910700-R
	Junta tapa cilindros Ø 92.0 ±1.70	NFT 1	910507
	Jgo. tornillos tapa cilindros (6 HAH10055/10140)		B910700
	Junta tapa válvulas	GS 1	910510
	Junta para cárter	CG 1	910511
	Tapa distribución	NB 1	910512
	Tapa bomba de agua	NB 1	910514
	Múltiple admisión y escape	AC 1	910716
	Porta retén trasero	NB 1	910529
	Filtro de aceite	NB 1	910530
	Retorno aceite	NB 1	910532
	Varilla aceite	NB 1	910533
	Base bomba de agua	NB 1	910535
	Bomba aceite	GS 1	910538
	Guarnición G 17 x 27 x 5	GS	910539
	Arandela fijación tapa de válvulas	CH/GS 3	910540
	Arandela A 18 x 23 x 1 A	AL 1	
	Arandela A 12 x 17 x 1.5 C	CU 4	
	Arandela A 12 x 17 x 1 A	AL 8	
	Arandela B 14 x 18 x 2 CN	CN 1	
	O´ring G 4.47 x 1.78	GS 1	
	Kit de retenes completo		R910700
	Jgo. retén válvulas (8)	V 1	R910510V
	Retén bancada 80 x 96 x 9	P 1	R520811P
	Retén distribución 44 x 60 x 7	P 1	R950312P
	Retén árbol levas 35 x 50 x 7	V 1	R470013V
	Retén eje piloto 17 x 28 x 7	N 1	R300749N



MITSUBISHI



Motor / Engine **Cm³** **HP** **Ø**

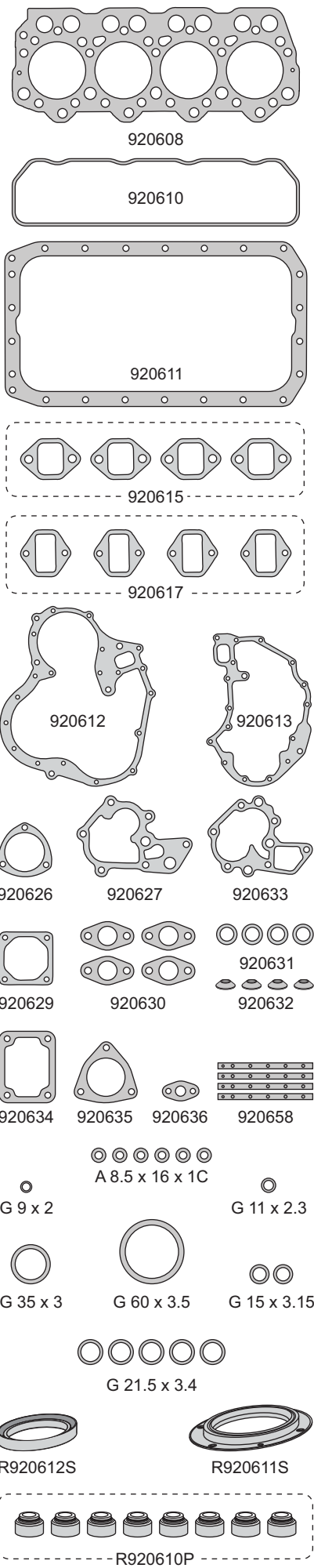
4D30 **3298** **90** **100**
4D31 **3298** **100**
 (SOHC) 8V

Mitsubishi: Canter, Rosa Bus 1978/... - 1983/...

DIESEL



Nº OE	Descripción / Description	Mat.	Ref.
	Jgo. de juntas para motor		920600-R
ME011009	Junta tapa cilindros Ø 102.5 ± 1.53	MLS	1 920608
	Junta tapa válvulas	GS	1 920610
	Junta para cárter	NB	1 920611
	Tapa distribución	NB	1 920612
	Placa distribución	NB	1 920613
	Jgo. múltiple escape (4)	NB	1 920615
	Jgo. múltiple admisión (4)	NB	1 920617
	Inspección distribución	NB	1 920626
	Tapa bomba de aceite	NB	1 920627
	Cámara de agua	NB	920629
	Chupador aceite	NB	4 920630
	Arandela con inserto metálico	CH/GS	920631
	Arandela especial inyector	CU	4 920632
	Tapa bomba de aceite	NB	1 920633
	Cámara de agua	NB	1 920634
	Junta	NB	1 920635
	Junta	NB	1 920636
	Cierre bancada	GS	4 920658
	Arandela A 8.5 x 16 x 1 C	CU	6
	O'ring G 35 x 3	GS	1
	O'ring G 60 x 3.5	GS	1
	O'ring G 21.5 x 3.4	GS	5
	O'ring G 15 x 3.15	GS	2
	O'ring G 11 x 2.3	GS	1
	O'ring G 9 x 2	GS	1
	Kit de retenes completo		R920600
	Jgo. retén válvulas (8)	P	1 R920610P
	Retén bancada con porta 100 x 158 x 13	S	1 R920611S
	Retén distribución 55 x 78 x 12	S	1 R920612S



MITSUBISHI



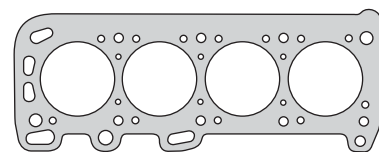
Motor / Engine **Cm³** **HP** **Ø**

4G36	1238	73	73
4G33 (SOHC) 8V	1439	82/85	73

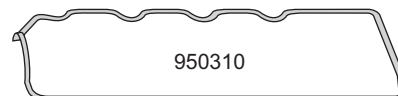
Mitsubishi: Lancer, Celeste 1977/...
L300 1980/81



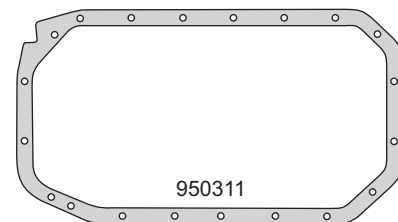
Nº OE	Descripción / Description	Mat.	Ref.
	Jgo. de juntas para motor	●	950300-R
	Junta tapa cilindros Ø 77.0 ± 1.40	NFT	1 950305
	Junta tapa válvulas	GS	1 950310
	Junta para cárter	NB	1 950311
	Tapa distribución	NB	1 950312
	Tapa bomba agua	NB	1 950314
	Múltiple escape	NFT	1 950316
	Múltiple admisión	NB	1 950317
	Salida escape	NFT	1 950318
	Termostato	NB	1 950319
	Base carburador	NB	1 950325
	Base filtro aceite	NB	1 950327
	Llenado aceite	NB	1 950330
	Aspirador aceite	NB	1 950331
	Base bomba nafta	NB	1 950328
	Recuperador gases	NB	1 950333
	Bancada trasera	NB	1 950334
	Tapa bomba aceite	NB	1 950335
	Base carburador	NB	1 950338
	Kit de retenes completo		R950300
	Jgo. retén válvulas (8)	P	1 R950310P
	Retén bancada 72 x 96 x 9	P	1 R950311P
	Retén distribución 44 x 60 x 7	P	1 R950312P
	Retén árbol levas 32 x 46 x 6	P	1 R910613P



950305



950310



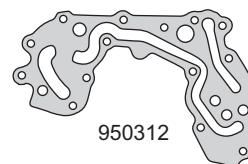
950311



950316



950317



950318

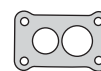


950314

950318



950319



950325



950327



950328



950330



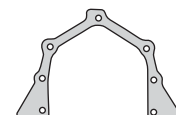
950331



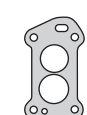
950333



950335



950334



950338



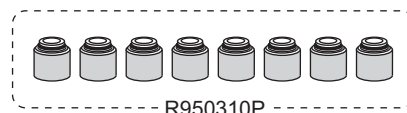
R950311P



R950312P



R910613P



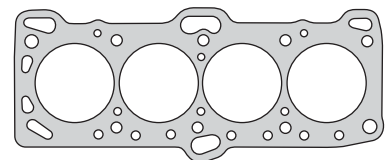
R950310P

MITSUBISHI

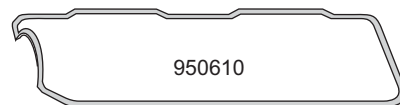


Motor / Engine	Cm ³	HP	Ø
4G63B (SOHC) 8V	1997	100/110	85

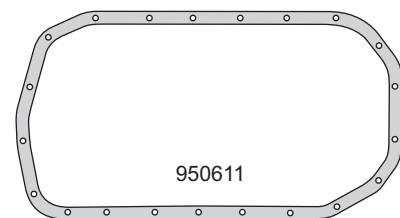
Mitsubishi: Sapporo, Super Touring, Super Saloon, Galant L200/L300 1980/93



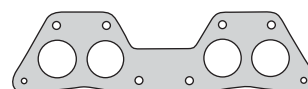
950605



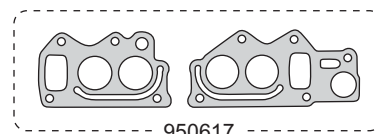
950610



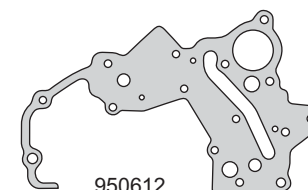
950611



950616



950617



950612



950614



950618



950619



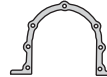
950627



950631



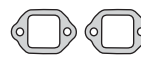
950333



950634



950335



950635



R520811P



R950312P



R470013P



R950615P



R910510P

Nº OE	Descripción / Description	Mat.	Ref.
	Jgo. de juntas para motor		950600
	Junta tapa cilindros Ø 86.5 ± 1.40	NFT 1	950605
	Jgo. tornillos tapa cilindros (6 HAD12038)		B950600
	Junta tapa válvulas	GS 1	950610
	Junta para cárter	NB 1	950611
	Distribución	NB 1	950612
	Tapa bomba agua	NB 1	950614
	Múltiple escape	NFT 1	950616
	Jgo. múltiple admisión (2)	NB 1	950617
	Salida escape	NFT 1	950618
	Termostato	NB 1	950619
	Filtro aceite	NB 1	950627
	Bomba aceite	NB 1	950631
	Recuperador gases	NB 1	950333
	Bancada trasera	NB 1	950634
	Tapa bomba aceite	NB 1	950335
	Codo agua	NB 2	950635
	Kit de retenes completo		R950600
	Jgo. retén válvulas (8)	P	R910510P
	Retén bancada 80 x 96 x 9	P	R520811P
	Retén distribución 44 x 60 x 7	P	R950312P
	Retén árbol levas 35 x 50 x 7	P	R470013P
	Retén auxiliar 25 x 35 x 6	P	R950615P

MITSUBISHI



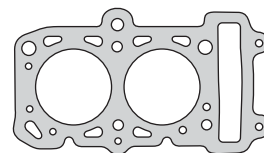
Motor / Engine **Cm³** **HP** **Ø**

2G 23 **550** **28** **70**

Mitsubishi: L100, Minicab 1977/83



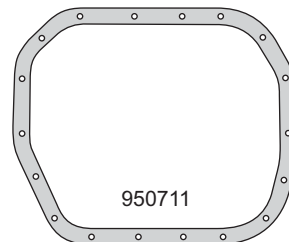
Nº OE	Descripción / Description	Mat.	Ref.
	Jgo. de juntas para motor	●	950700-R
	Junta tapa cilindros Ø 74.0 ±1.40	NFT	1 950705
	Junta tapa válvulas	GS	1 950710
	Junta para cárter	NB	1 950711
	Tapa cadena distribución derecha	NB	1 950712
	Tapa cadena distribución izquierda	NB	1 950713
	Bomba agua	NB	1 950714
	Múltiple escape	NB	1 950716
	Múltiple admisión		950717
	Salida escape	NFT	1 950718
	Jgo. juntas carburador	VS	950720
	Base carburador	CB	2 950725
	Base bomba nafta	CB	2 950728
	Tapa selladora aceite	NB	1 950733
	Boca carga aceite	CG	1 950734
	Arandela tapón cárter A 16 x 22 x 1.5 A	AL	1
	Arandela A 18 x 23 x 2 C	CU	1
	Kit de retenes completo		R950700
	Jgo. retén válvulas (4)	P	1 R950710P
	Retén bancada 60 x 78 x 10	P	1 R950711P
	Retén distribución 30 x 46 x 8	N	1 R950712N



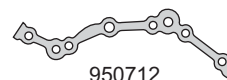
950705



950710



950711



950712



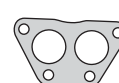
950713



950714



950716



950718



950725



950728



950733



950734



A 16 x 22 x 1.5 A



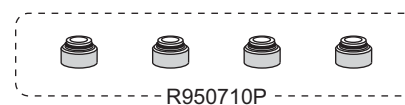
A 18 x 23 x 2 C



R950711P



R950712N



R950710P

MITSUBISHI

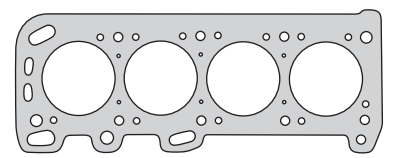


Motor / Engine	Cm ³	HP	Ø
G32B (SOHC) 8V	1597	86/100	77

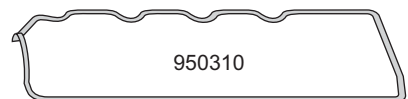
Mitsubishi: L200, Celeste A144, Lancer A 174 Galant A 161 1979/81



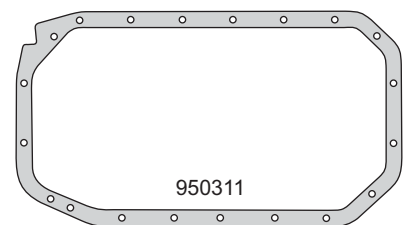
Nº OE	Descripción / Description	Mat.	Ref.
	Jgo. de juntas para motor		950800
	Junta tapa cilindros Ø 78.8 ± 1.40	NFT 1	950805
	Junta tapa válvulas	GS 1	950310
	Junta para cárter	NB 1	950311
	Tapa distribución	NB 1	950312
	Tapa distribución	NB 1	950812
	Bomba agua	NB 1	950314
	Múltiple escape	NFT 1	950316
	Múltiple admisión	NB 1	950317
	Salida escape	NFT 1	950318
	Termostato	NB 1	950319
	Base carburador	NB 1	950325
	Base filtro aceite	NB 1	950327
	Base bomba nafta	NB 1	950328
	Llenado aceite	NB 1	950330
	Aspirador aceite	NB 1	950331
	Recuperador gases	NB 1	950333
	Retén bancada trasera	NB 1	950334
	Cierre bomba aceite	NB 1	950335
	Base carburador	NB 1	950338
	Kit de retenes completo		R950800
	Jgo. retén válvulas (8)	P	R950310P
	Retén bancada 72 x 96 x 9	P	R950311P
	Retén distribución 44 x 60 x 7	P	R950312P
	Retén árbol levas 35 x 50 x 7	P	R470013P



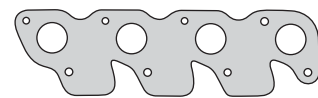
950805



950310



950311



950314



950316



950317



950318



950319




950325



950327



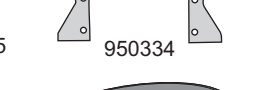
950328



950330



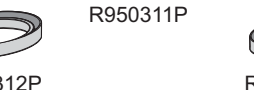
950331



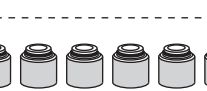
950333



950334



950335




R950311P



R950312P



R470013P



R950310P

MITSUBISHI

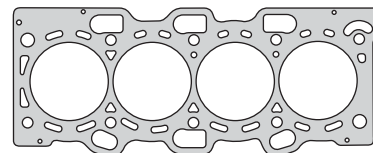


Motor / Engine	Cm ³	HP	Ø
4G93	1799	92	81
4G93 (SOHC) 16V	1834	113	81

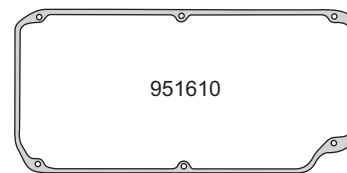
Mitsubishi: Pajero IO 1998/...
Eto Carisma 1995/99, Mirage 1997/07
Langer 2001/07, Pajero IO 2002/...
Pajero Jr 2002/...



Nº OE	Descripción / Description	Mat.	Ref.
MD 978565	Jgo. de juntas para motor	●	951600-R
MD 374466	Junta tapa cilindros Ø 82.5 ± 0.50	MLS 1	951608
	Jgo. tornillos tapa cilindros (HAD10038)		B961500
	Sellador líquido - caucho de silicona		TRN0085G
MD 307705	Junta tapa válvulas	GS 1	951610
MD 323599	Múltiple escape	AC 1	951615
MD 312441	Múltiple admisión	SLS 1	951617
	Junta brida	NB 1	951629
	Guarnición sintética con inserto capuchón	GS/AL 4	951633
	Arandela especial A 14.3 x 19.3 x 2.4 A	AL 1	
	O´ring G 30 x 3.45	GS 2	
	O´ring G 16 x 2.40	GS 1	
	O´ring G 8.4 x 2.15	GS 1	
	Kit de retenes completo		R951600
MD 184303	Jgo. retén válvulas (16)	P 1	R951610P
	Retén bancada 85 x 103 x 8	S 1	R951611S
	Retén distribución 37 x 50 x 6	S 1	R951612S
	Retén árbol de levas 35 x 50 x 8	S 1	R951613S



951608



951610



951617



951615



951629



951633



G 30 x 3.45



G 16 x 2.40



G 8.4 x 2.15



A 14.3 x 19.3 x 2.4 A



R951611S



R951612S



R951613S



R951610P

MITSUBISHI

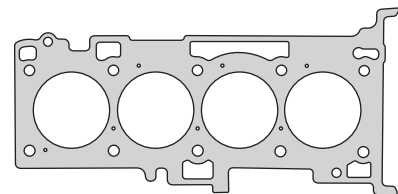


Motor / Engine	Cm ³	HP	Ø
4B11 (DOHC) 16V	1998	118	86

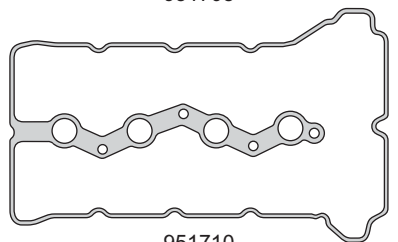
Mitsubishi: ASX 2010/..., Lancer 2012/...
Outlander 2012/....



Nº OE	Descripción / Description	Mat.	Ref.
	Jgo. de juntas para motor		● 951700-R MLS
1005B450	Junta tapa cilindros Ø 87.0 ± 0.60	MLS	1 951708
	Jgo. tornillos tapa cilindros		B523000
	Sellador líquido - caucho de silicona		TRN0085G
1035A583	Junta tapa válvulas	GS	1 951710
1555A185	Múltiple escape	AC	1 951715
	Múltiple admisión	GS	1 951717
	Bomba de agua a block	SLS	1 951714
	Junta cuerpo termostato	SLS	1 951719
	Junta válvula mariposa	GS	1 951732
	Guarnición goma	GS	1 951734
	Junta acople bomba de agua	SLS	1 951736
	O´ring G 33 x 4	GS	1
	O´ring G 9 x 2	GS	1
	Arandela A 14 x 19 x 2.5	AL	1
	Arandela A 6.5 x 12 x 1	CU	1
	Kit de retenes completo		R951700
	Jgo. retén válvulas (16)	V	1 R951710V
	Retén bancada trasera 85 x 103 x 8	V	1 R951711V
	Retén frente motor 42 x 55 x 7	S	1 R951712S



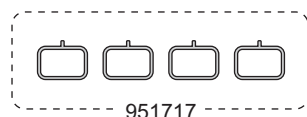
951708



951710



951715



951717



951714



951719



951736



951732



951734

G 9 x 2



G 33 x 4



A 14 x 19 x 2.5



A 6.5 x 12 x 1



R951711V



R951712S



R951710V

MITSUBISHI

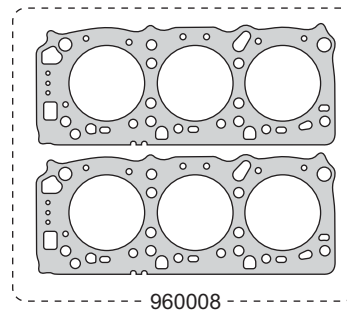


Motor / Engine	Cm ³	HP	Ø
6G72 (SOHC) V6 24V	2972	178	91.1

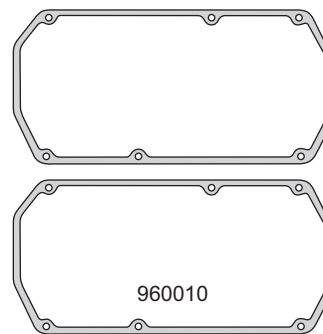
Mitsubishi: Montero Sport, Pajero, Soghun
1995/99



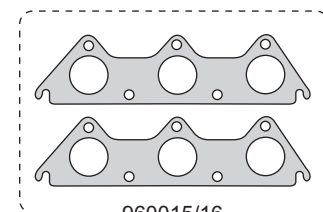
Nº OE	Descripción / Description	Mat.	Ref.
MD973444	Jgo. de juntas para motor	●	960000-R
MD320044	Jgo. junta tapa cilin. Ø 92.0 ± 1.34 (2)	MLS	1 960008
	Jgo. tornillos tapa cilindros		B960000
	Sellador líquido - caucho de silicona		TRN0085G
MD303148	Junta tapa válvulas	GS	2 960010
	Jgo. múltiple escape (2)	FCH	1 960015
	Jgo. múltiple escape (2)	NFT	960016
	Jgo. múltiple admisión (2)	AC	1 960017
	Junta entre colectores	AC	1 960029
	Junta entrada admisión	AC	1 960030
	Junta unión admisión	AC	1 960031
	Junta	CB	1 960032
	Junta	CB	1 960033
	Junta EGR	AC	2 960035
	Junta EGR	AC	1 960034
	Junta EGR	AC	1 960036
	Arandela especial tapón cárter A 14 x 19 x 2 A	AL	1 960037
	Guarnición cónica bujías G 24 x 37 x 42 x 1.6	GS	6 960038
	O´ring G 32 x 4	GS	2
	O´ring G 44 x 3.5	GS	2
	O´ring G 16 x 3.5	GS	1
	O´ring G 15 x 2.5	GS	1
	O´ring G 8.7 x 1.78	GS	1
	Kit de retenes completo		R960000
TRVSS0305980	Jgo. retén válvulas (24)	P	1 R960010P
TR4111209L	Retén bancada 91 x 111 x 9	P	1 R960011P
TRV0501306R	Retén distribución 37 x 50 x 6	N	1 R960012N
TRV0501508R	Retén árbol de levas 35 x 50 x 8	N	2 R960013N



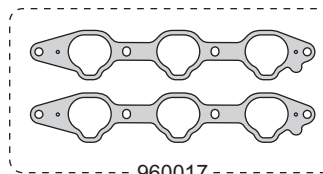
960008



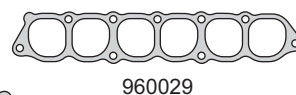
960010



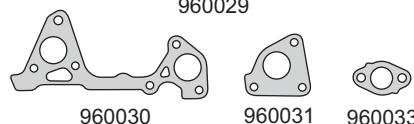
960015/16



960017



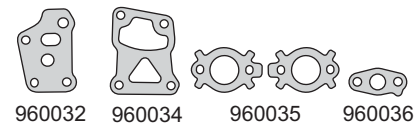
960029



960030

960031

960033



960032

960034

960035

960036



960038

960037



G 15 x 2.5

G 16 x 3.5

G 8.7 x 1.78



G 44 x 3.5

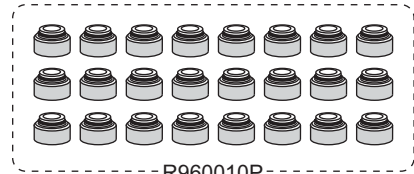
G 32 x 4



R960011P

R960012N

R960013N



R960010P

MITSUBISHI



Motor / Engine **Cm³** **HP** **Ø**

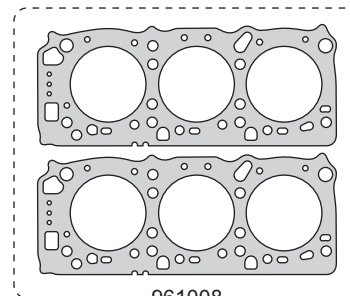
6G72 **2972** **203** **91.1**

(SOHC) V6 24V


Mitsubishi: Montero Sport, Pajero Sport 1995/99
Soghun 1995/99



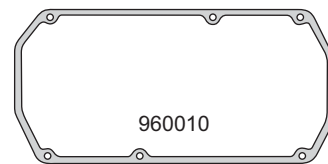
Nº OE	Descripción / Description	Mat.	Ref.
MD976845	Jgo. de juntas para motor		961000-R
MD320044	Jgo. junta tapa cilin. Ø 92.0 ± 0.45 (2)	MLS	1 961008
	Jgo. tornillos tapa cilindros		B960000
	Sellador líquido - caucho de silicona		TRN0085G
MD303148	Junta tapa válvulas	GS	2 960010
	Jgo. múltiple escape (2)	AC	1 960015
	Jgo. múltiple admisión (2)	SLS	1 960017
	Junta entre colectores	SLS	1 960029
	Junta entrada admisión	SLS	1 960030
	Junta unión admisión	SLS	1 960031
	Junta	NB	1 960032
	Junta	NB	1 960033
	Junta EGR	SLS	4 960035
	Junta EGR	SLS	1 960034
	Junta EGR	SLS	1 960036
	Guarnición cónica bujias G 24 x 37/42 x 16	GS	6 960038
	Arandela especial tapón cárter A 14 x 19 x 2.30 A	AL	1
	O´ring G 32 x 4	S	2
	O´ring G 35 x 4	GS	2
	O´ring G 44.04 x 3.53	GS	3
	O´ring G 15.47 x 3.53	GS	2
	O´ring G 13.94 x 2.62	GS	1
	O´ring G 13.87 x 3.53	GS	1
	O´ring G 9.19 x 1.78	GS	1
	Kit de retenes completo		R960000
TRVSS0305980	Jgo. retén válvulas (24)	P	1 R960010P
TR4111209L	Retén bancada 91 x 111 x 9	S	1 R960011S
TRU0501306R	Retén distribución 37 x 50 x 6	S	1 R960012S
TRU0501508R	Retén árbol de levas 35 x 50 x 8	S	2 R960013S



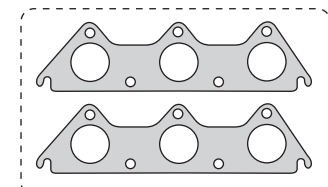
961008



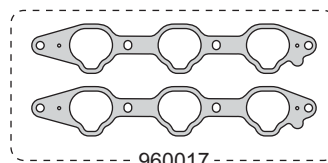
960010



960015



960017



960029

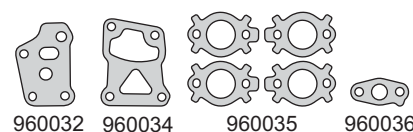


960030



960031

960033



960032



960034



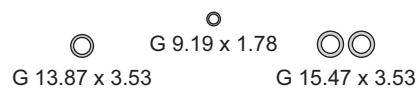
960035




960036



960038



R960011S R960012S R960013S



R960010P

MITSUBISHI

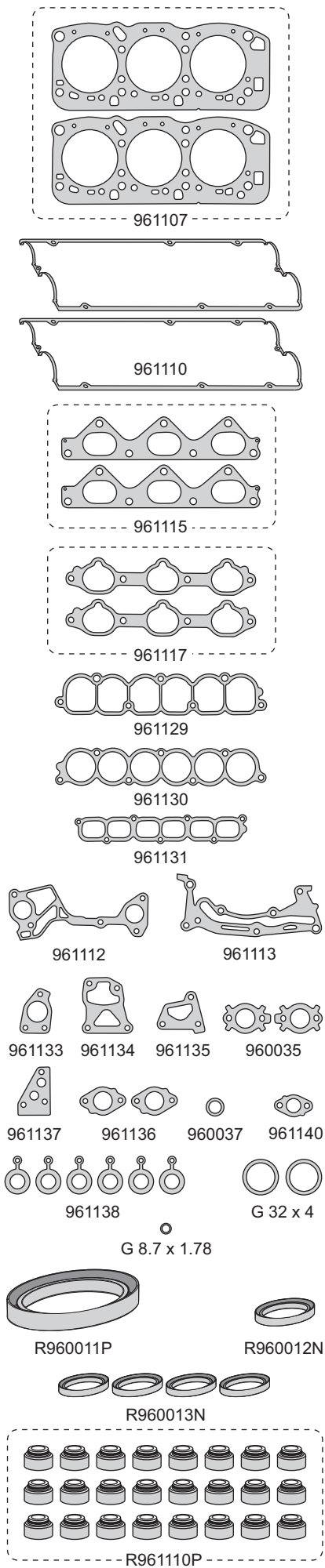


Motor / Engine	Cm³	HP	Ø
6G74DN (DOHC) V6 24V	3497	215/260	93

Mitsubishi: Montero, Debonair 1993/...
Shogun, Pajero 1994/...



Nº OE	Descripción / Description	Mat.	Ref.
MD972341	Jgo. de juntas para motor	●	961100-R
	Jgo. junta tapa cilin. Ø 95.0 ± 1.65 (2)	NFT	1 961107
	Jgo. tornillos tapa cilindros		B961100
	Sellador líquido - caucho de silicona		TRN0085G
	Junta tapa válvulas	GS	2 961110
	Junta frente árbol de levas	AC	1 961112
	Junta frente motor	NB	1 961113
	Jgo. múltiple escape (2)	MLS	1 961115
	Jgo. múltiple admisión (2)	AC	1 961117
	Junta entre colectores	AC	1 961129
	Junta entre colectores	AC	1 961130
	Junta entre colectores	AC	1 961131
	Junta	AC	1 961133
	Junta EGR	AC	1 961134
	Junta EGR	AC	2 960035
	Junta EGR	AC	1 961135
	Junta	AC	2 961136
	Arandela especial tapón cárter A 14 x 19 x 2 A	AL	1 960037
	Junta	NB	1 961137
	Guarnición protección bujías	GS	6 961138
	Junta	NB	1 961140
	O´ring G 32 x 4	GS	2
	O´ring G 16 x 3.5	GS	1
	O´ring G 8.7 x 1.78	GS	1
	Kit de retenes completo		R961100
	Jgo. retén válvulas (24)	P	1 R961110P
	Retén bancada 91 x 111 x 9	P	1 R960011P
	Retén distribución 37 x 50 x 6	N	1 R960012N
	Retén árbol de levas 35 x 50 x 8	N	4 R960013N

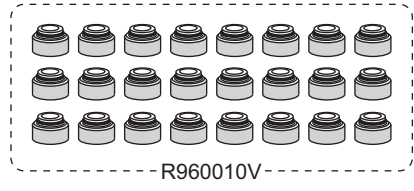
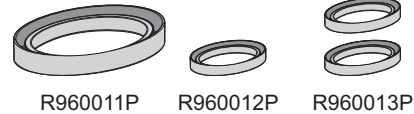
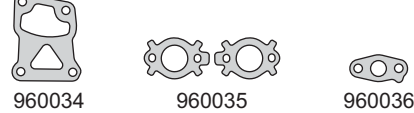
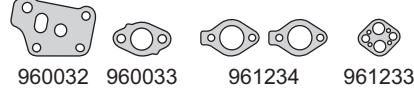
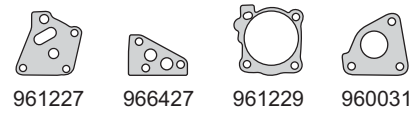
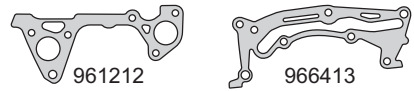
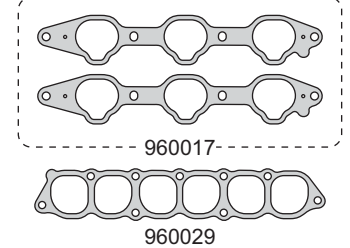
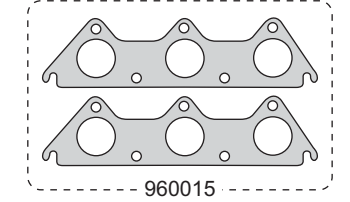
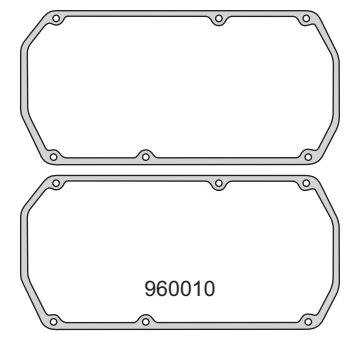
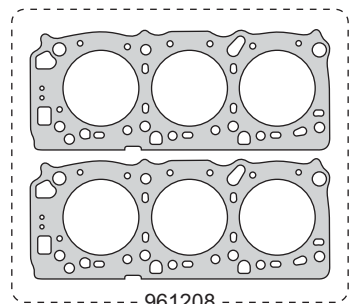


MITSUBISHI



Motor / Engine **Cm³** **HP** **Ø**
6G74 **3497** **203/245** **93**
 (SOHC) V6 24V

Mitsubishi: Montero Sport, Pajero Sport 1997/...



Nº OE	Descripción / Description	Mat.	Ref.
MD972341	Jgo. de juntas para motor		961200-R
MD343390	Jgo. junta tapa cil. Ø 94.5 ± 0.37 (2)	MLS	1 961208
	Jgo. tornillos tapa cilindros		B960000
	Sellador líquido - caucho de silicona		TRN0085G
MD303148	Junta tapa válvulas	GS	2 960010
	Tapa distribución	SLS	1 961212
	Placa distribución	NB	1 966413
	Jgo. múltiple escape (2)	FCH	1 960015
	Jgo. múltiple admisión (2)	SLS	1 960017
	Filtro de aceite	NB	1 961227
	Junta filtro aceite	NB	1 966427
	Junta entre colectores	SLS	1 960029
	Junta acople colector de admisión	NB	1 961229
	Junta unión admisión	SLS	1 960031
	Junta	NB	1 960032
	Junta	NB	1 960033
	Recuperador gases	NB	1 961233
	Junta EGR	SLS	2 960035
	Junta EGR	SLS	1 960034
	Junta EGR	SLS	2 961234
	Junta EGR	AC	1 960036
	Arandela especial tapón cárter A 14 x 19 x 2 C	CU	1 960037
	Guarnición cónica bujías G 24 x 37 x 42 x 16	AC/GS	6 960038
	O´ring G 32 x 4	GS	2
	O´ring G 44.04 x 3.53	GS	2
	O´ring G 15.47 x 3.53	GS	2
	O´ring G 15.54 x 2.62	GS	1
	O´ring G 7.65 x 1.78	GS	1
	Kit de retenes completo		R960000
TRVSS0305980	Jgo. retén válvulas (24)	V	1 R960010V
TR4111209L	Retén bancada 91 x 111 x 9	P	1 R960011P
TRU0501306R	Retén distribución 37 x 50 x 6	P	1 R960012P
TRU0501508R	Retén árbol de levas 35 x 50 x 8	P	2 R960013P

MITSUBISHI



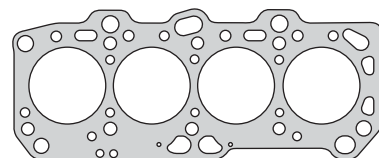
Motor / Engine	Cm ³	HP	Ø
4D68	1998	68	82.7
4D68T (SOHC) 8V	1998	90	82.7

Mitsubishi: Lancer D 1992/97, Galant D 1992/...
Lancer TD, Galant TD 1992


DIESEL



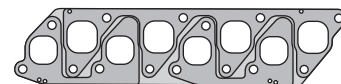
Nº OE	Descripción / Description	Mat.	Ref.
	Jgo. de juntas para motor	●	961300-R
	Junta tapa cilindros Ø 84.5 ±1.70	GFT 1	961307
	Jgo. tornillos tapa cilindros		B961300
	Sellador líquido - caucho de silicona		TRN0085R
	Junta tapa válvulas superior	GS 1	961310
	Junta distribución	NB 1	961312
	Bomba de agua	NB 1	961314
	Múltiple de admisión y escape	MLS 1	961316
	Múltiple admisión	NFT 1	961317
	Salida de escape	NFT 1	961318
	Filtro aceite	NB 1	961327
	Bomba aceite	NB 1	961331
	Acople caño de escape	NFT 1	961334
	Chupador aceite	NB 3	961337
	Junta EGR	NFT 1	961335
	Junta EGR	NFT 1	961336
	Arandela fijación tapa válvulas	GS 3	961340
	Arandela especial A 8 x 11 x 1.60 C	CU 4	
	Arandela espiralada A 14.3 x 19 x 2.50 A	AL 1	
	Arandela A 12.5 x 18 x 1 A	AL 8	
	Arandela A 12 x 19 x 1 A	AL 4	
	Arandela A 12 x 18 x 1.60 C	CU 4	
	Arandela A 10.4 x 16 x 1	CU 4	
	O´ring G 7 x 2	GS 1	
	O´ring G 27 x 3	GS 1	
	O´ring G 32 x 4	GS 2	
	Kit de retenes completo		R961300
	Jgo. retén válvulas (8)	P 1	R910510P
	Retén bancada 85 x 103 x 8	S 1	R961511S
	Retén distribución 44 x 60 x 7	S 1	R950312S
	Retén árbol de levas 35 x 50 x 8	S 1	R960013S
	Retén auxiliar 25 x 35 x 6	S 1	R950615S
	Retén auxiliar 20 x 30 x 7	P 1	R961315P



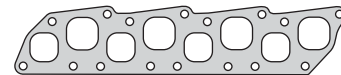
961307



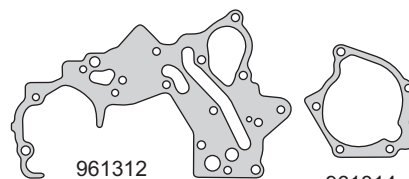
961310



961316



961317



961312

961314



961318

961327

961331



961334

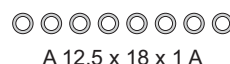
961335

961336



961337

961340



A 12.5 x 18 x 1 A



A 12 x 19 x 1 A

A 12 x 18 x 1.60 C



A 14.3 x 19 x 2.50 A



A 10.4 x 16 x 1

A 8 x 11 x 1.60 C



G 27 x 3

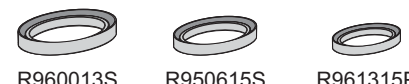
G 32 x 4

G 7 x 2



R961511S

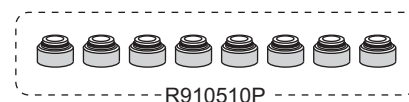
R950312S



R960013S

R950615S

R961315P



R910510P

MITSUBISHI

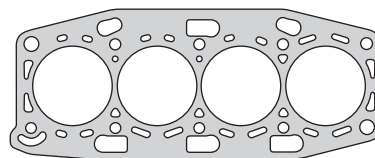


Motor / Engine	Cm ³	HP	Ø
4G92	1597	113	81
4G93 (SOHC) 16V	1834	120	81

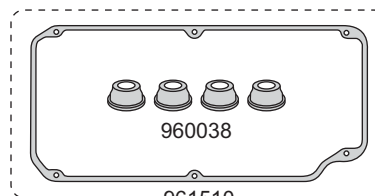
Chrysler: Vista, Colt 1992/94
Mitsubishi: Lancer, Colt 1992/...



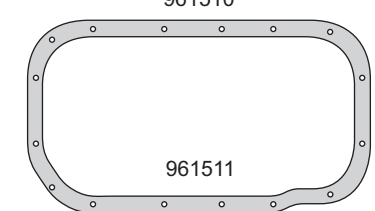
Nº OE	Descripción / Description	Mat.	Ref.
MD970443/44	Jgo. de juntas para motor		961500-R
MD184399	Junta tapa cilindros Ø 82.5 ± 1.70	GFT	1 961507
	Jgo. tornillos tapa cilindros (HAD10038)		B961500
MD167815	Conj. junta tapa válvulas (5)	GS	1 961510
	Junta para cárter	CG	1 961511
	Junta distribución	NB	1 961512
	Bomba de agua	NB	1 961514
MD157084	Múltiple escape	FCH	1 961515
MD172796	Múltiple admisión	NB	1 961517
	Junta salida escape	NFT	961518
	Junta base termostato	NB	1 961519
	Junta brida	NB	1 961528
	Porta retén bancada trasera	NB	1 961529
	Guarnición termostato	GS	961532
	Recuperador gases	NFT	950333
	Junta EGR	NB	961535
	Junta EGR	NB	961536
	Junta codo agua	NB	961537
	Guarnición cónica bujías G 24 x 37 x 42 x 16	AC/GS	4 960038
	Junta EGR	NB	961538
	Junta EGR	NFT	961539
	O´ring G 29 x 3.5	GS	
	O´ring G 8 x 2	GS	
	O´ring G 45 x 3.5	GS	
	O´ring G 28.17 x 3.53	GS	1
	O´ring G 15.54 x 2.62	GS	1
	O´ring G 16 x 2	GS	
	O´ring G 9 x 2	GS	1
	Arandela A 14.5 x 19 x 1.8 CN	CN	
	Kit de retenes completo		R961500
MD184303	Jgo. retén válvulas (16)	P	1 R951610P
	Retén bancada 85 x 103 x 8	S	1 R951611S
	Retén distribución 37 x 50 x 6	S	1 R951612S
	Retén árbol de levas 35 x 50 x 8	S	1 R951613S



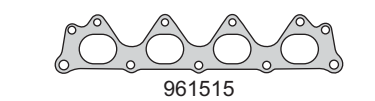
961507



960038



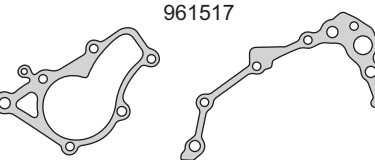
961511



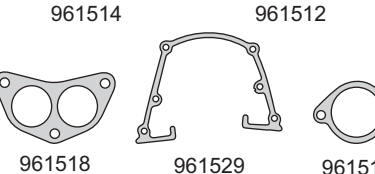
961514



961515

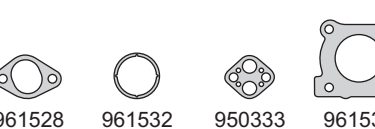


961517



961514

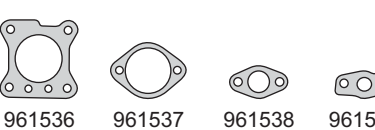
961512



961518

961529

961519



961528

961532

950333

961535

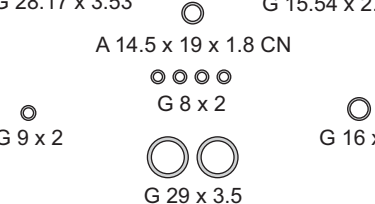


961536

961537

961538

961539



G 45 x 3.5

G 28.17 x 3.53

G 15.54 x 2.62

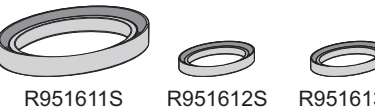
A 14.5 x 19 x 1.8 CN

G 8 x 2

G 9 x 2

G 16 x 2

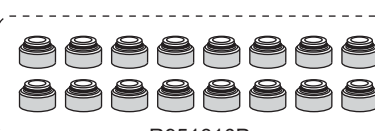
G 29 x 3.5



R951611S

R951612S

R951613S



R951610P

MITSUBISHI



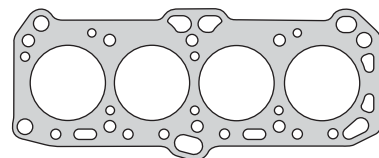
Motor / Engine	Cm ³	HP	Ø
4D65 (SOHC) 8V	1795	58/60	80.5

Mitsubishi: Lancer, Colt 1983/90
Mirage 1983/...

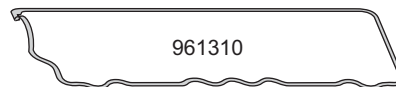
DIESEL



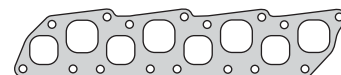
Nº OE	Descripción / Description	Mat.	Ref.
	Jgo. de juntas para motor	●	961700-R
	Junta tapa cilindros Ø 82.5 x 1.80	NFT 1	961707
	Jgo. tornillos tapa cilindros (HAD12038)		B950600
	Sellador líquido - caucho de silicona		TRN0085R
	Junta tapa válvulas superior	GS 1	961310
	Junta distribución	NB 1	961712
	Jgo. gomas frente motor (2)	GS 1	961713
	Múltiple admisión	NFT 1	961317
	Filtro aceite	NB 1	961727
	Bomba aceite	NB 1	961731
	Junta	NB 1	961735
	Arandela fijación tapa válvulas	GS 2	961740
	Arandelas A 12.5 x 18 x 1 A	AL 8	
	O´ring G 8.5 x 2	GS 1	
	O´ring G 27 x 2.5	GS 1	
	O´ring G 38 x 3.5	GS 1	
	Kit de retenes completo		R961700
	Jgo. retén válvulas (8)	P 1	R910510P
	Retén bancada 80 x 96 x 9	S 1	R910511S
	Retén distribución 44 x 60 x 7	S 1	R950312S
	Retén árbol de levas 35 x 50 x 8	S 1	R960013S
	Retén auxiliar 25 x 35 x 6	S 1	R950615S
	Retén auxiliar 17 x 28 x 7	P 1	R300749P



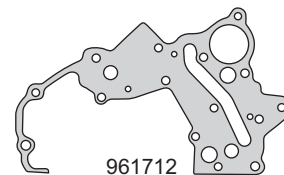
961707



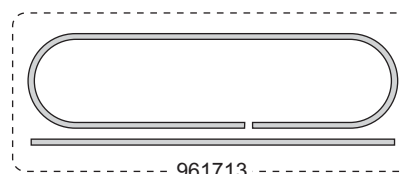
961310



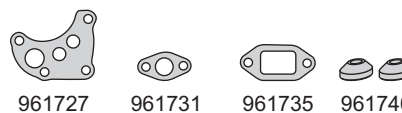
961317



961712



961713



961727

961731

961735

961740



A 12.5 x 18 x 1 A

G 8.5 x 2

G 27 x 2.5

G 38 x 3.5



R910511S



R950312S



R960013S



R950615S



R300749P



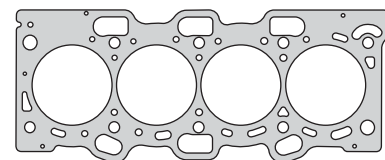
R910510P

MITSUBISHI



Motor / Engine	Cm ³	HP	Ø
4G93	1799	92	81
4G64 (SOHC) 16V	1999	131/136	81.5

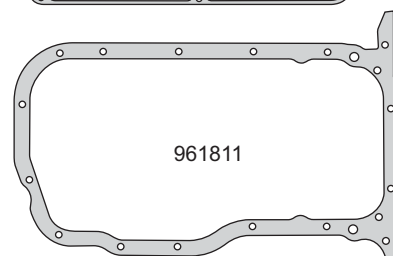
Mitsubishi: Pajero IO 1988/...
Pajero TR4 Flex 2002/...
Montero IO, Pajero IO 2001/...



961808



951610



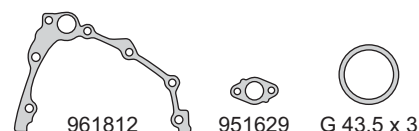
961811



961815



961817



961812

951629

G 43.5 x 3



951633



G 16 x 2.50

G 28 x 3.50

G 8.5 x 2



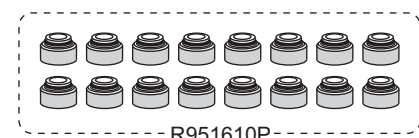
A 14 x 19 x 2.30 A



R951611S

R951612S

R951613S



R951610P

Nº OE	Descripción / Description	Mat.	Ref.
	Jgo. de juntas para motor		961800-R MLS
	Junta tapa cilindros Ø 82.0 ± 0.40	MLS	1 961808
	Jgo. tornillos tapa cilindros (HAD10038)		B961500
	Junta tapa válvulas	GS	1 951610
	Junta para cárter	NB	1 961811
	Junta distribución	NB	1 961812
	Múltiple escape	AC	1 961815
	Múltiple admisión	SLS	1 961817
	Junta brida	NB	1 951629
	Guarnición cónica bujias	AC/GS	1 951633
	Arandela espiralada A 14 x 19 x 2.30 A	AL	1
	O´ring G 28 x 3.50	GS	2
	O´ring G 16 x 2.50	GS	1
	O´ring G 8.5 x 2	GS	1
	O´ring G 43.5 x 3	GS	1
	Kit de retenes completo		R951600
	Jgo. retén válvulas (16)	P	1 R951610P
	Retén bancada 85 x 103 x 8	S	1 R951611S
	Retén distribución 37 x 50 x 6	S	1 R951612S
	Retén árbol de levas 35 x 50 x 8	S	1 R951613S

MITSUBISHI

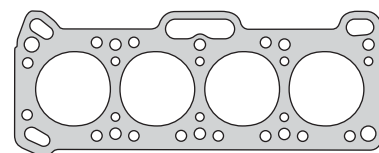


Motor / Engine	Cm ³	HP	Ø
4G11B (SOHC) 8V	1244	72	69.5

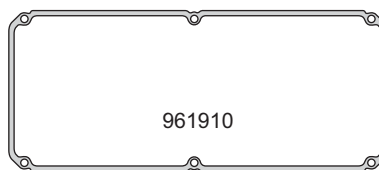
Mitsubishi: Colt, Lancer 1977/...
Mirage 1979/83



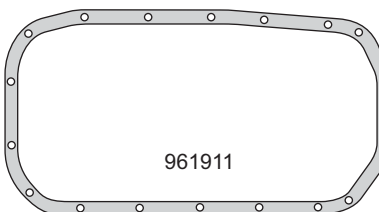
Nº OE	Descripción / Description	Mat.	Ref.
	Jgo. de juntas para motor		961900-R
	Junta tapa cilindros Ø 72.0 ± 1.80	NFT	1 961907
	Jgo. tornillos tapa cilindros		B961900
	Junta tapa válvulas	GS	1 961910
	Junta para carter	CG	1 961911
	Junta distribución	NB	1 961912
	Bomba de agua	NB	1 961914
	Múltiple de admisión y escape	FCH	1 961915
	Jgo. múltiple admisión (2)	NB	1 961917
	Tapa termostato	NB	1 961919
	Junta	NB	1 961928
	Bomba aceite	NB	1 961931
	Recuperador gases	NB	1 961933
	Bancada trasera	NB	1 961934
	Codo agua	NB	2 961935
	Base carburador	NB	1 961938
	Arandela fijación tapa válvulas 7.9 x 22 x 10	GS	2 961940
	O´ring G 8.5 x 2.4	GS	4
	Kit de retenes completo		R961900
	Jgo. retén válvulas (8)	P	1 R961910P
	Retén bancada 72 x 96 x 9	S	1 R950311S
	Retén distribución 30 x 46 x 8	S	1 R950512S
	Retén árbol de levas 35 x 50 x 8	S	1 R960013S



961907



961910



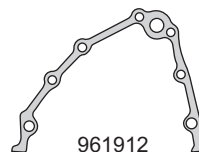
961911



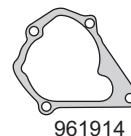
961915



961917



961912



961914



961919



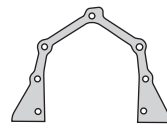
961928



961931



961933



961934



961935



961938



961940



G 8.5 x 2.4



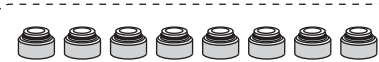
R950311S



R950512S



R960013S



R961910P

MITSUBISHI

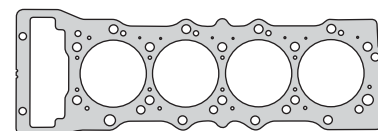


Motor / Engine **Cm³** **HP** **Ø**

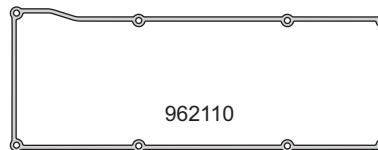
4M41T
(DOHC) 16V **3200** **165/175** **98.5**

Mitsubishi: Montero III TD 2000/...
Pajero TD 2001/...

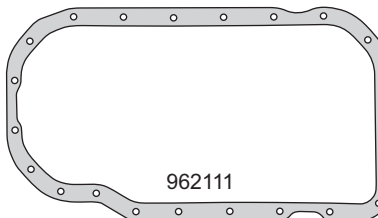
DIESEL



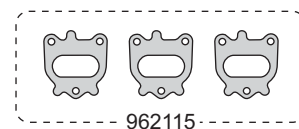
962108



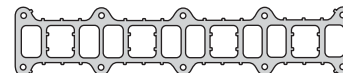
962110



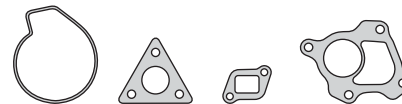
962111




962115



962117



962114 962118 962128 962132



962129 962136 962134



962137 962139 962141 962142



962140 G 16 x 24 x 5.6



A 10.4 x 16 x 1 C



A 12.4 x 18 x 1 C A 8.4 x 14 x 1 A



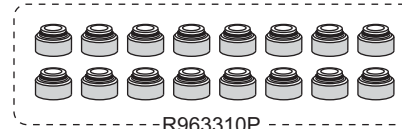
G 55 x 3 G 47.22 x 3.53 G 35 x 3



G 19.5 x 2.5 G 50.47 x 2.62 G 22 x 2.5



R962111S R962112S



-R963310P-

Nº OE	Descripción / Description	Mat.	Ref.
	Jgo. de juntas para motor		962100-R MLS
	Junta tapa cilindros Ø 99.5 ± 0.50 N.R.	MLS	962108-SM
	Junta tapa cilindros Ø 99.5 ± 0.55 N.R.	MLS	962108-1M
	Junta tapa cilindros Ø 99.5 ± 0.60 N.R.	MLS	1 962108-2M
	Junta tapa cilindros Ø 99.5 ± 0.65 N.R.	MLS	962108-3M
	Jgo. tornillos tapa cilindros (HAD14038)		B962100
	Junta tapa de válvulas	GS	1 962110
	Junta para cárter	NB	1 962111
	Bomba de agua	GS	1 962114
	Jgo. múltiple escape (3)	MLS	1 962115
	Múltiple admisión	AC/GS	1 962117
	Salida de escape a turbo	AC	1 962118
	Junta retorno agua	NB	1 962128
	Distribuidor de aceite radiador	NB	1 962129
	Escape turbo	AC	1 962132
	Arandela doble raccord	CU	4 962134
	Arandela cónica pico inyector	CU	4 962136
	Junta brida	NB	1 962137
	Junta turbo	NB	1 962139
	Junta tubo de agua	AC	3 962140
	Junta válvula EGR	AC	1 962141
	Junta tubo salida de agua	AC	1 962142
	Arandela A 8.4 x 14 x 1 A	AL	4
	Arandela A 10.4 x 16 x 1 C	CU	8
	Arandela A 12.4 x 18 x 1 C	CU	8
	Anillo G 16 x 24 x 5.6	GS	3
	O´ring G 11 x 2.20	GS	3
	O´ring G 15 x 2.4	GS	4
	O´ring G 15.47 x 3.53	GS	5
	O´ring G 18 x 2.10	GS	2
	O´ring G 19.5 x 2.50	GS	1
	O´ring G 22 x 2.50	GS	1
	O´ring G 35 x 3	GS	1
	O´ring G 47.22 x 3.53	GS	2
	O´ring G 50.47 x 2.62	GS	1
	O´ring G 55 x 3	GS	1
	O´ring G 124 x 3	GS	1
	Kit de retenes completo		R962100
	Jgo. retén válvulas (16)	P	1 R963310P
	Retén bancada 91 x 114 x 10	S	1 R962111S
	Retén distribución 50 x 74 x 11	S	1 R962112S

MITSUBISHI

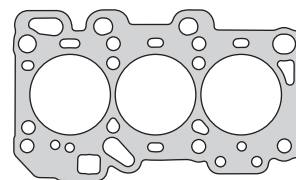


Motor / Engine	Cm ³	HP	Ø
3G83 (SOHC) 6V	796	45	65

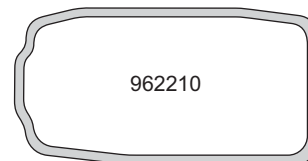
Mitsubishi: Minicab 800 1986/...



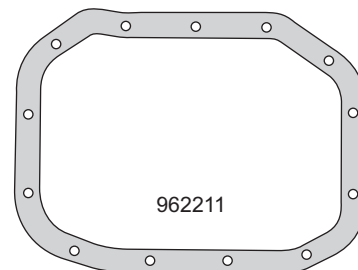
Nº OE	Descripción / Description	Mat.	Ref.
	Jgo. de juntas para motor	●	962200-R
	Junta tapa cilindros Ø 67.5 ± 1.80	NFT	1 962207
	Junta tapa válvulas	GS	1 962210
	Junta para cárter	NB	1 962211
	Junta distribución	NB	1 962212
	Bomba de agua	NB	1 962214
	Múltiple escape	FCH	1 962215
	Múltiple admisión	NB	1 962217
	Guarnición bomba aceite	GS	1 962227
	Salida gases	NB	1 962231
	Base termostato	NB	1 962232
	Junta termostato	NB	1 962233
	Bancada trasera	NB	1 962234
	Bomba inyectora	NB	1 962235
	Junta	NB	1 962236
	Arandela fijación tapa válvulas	GS	2 962240
	O´ring G 25.5 x 3.5	GS	1
	Kit de retenes completo		R962200
	Jgo. retén válvulas (6)	P	1 R962210P
	Retén bancada 60 x 75 x 9	S	1 R962211S
	Retén distribución 31 x 45 x 7	S	1 R962212S
	Retén árbol de levas 35 x 50 x 8	S	1 R960013S
	Retén auxiliar 17 x 28 x 7	P	1 R300749P



962207




962210



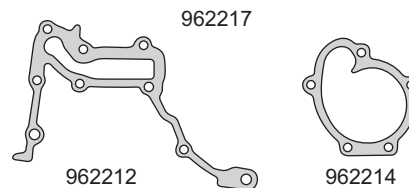
962211



962214



962215



962217

962212

962214



962227



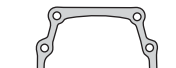
962231



961332



962233



962234



962235



962236



962240



R962211S



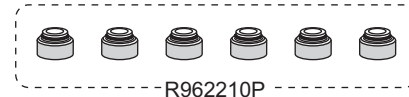
R962212S



R960013S



R300749P



R962210P

MITSUBISHI

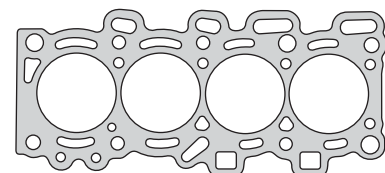


Motor / Engine	Cm ³	HP	Ø
4G82 (SOHC) 8V	1062	57	65

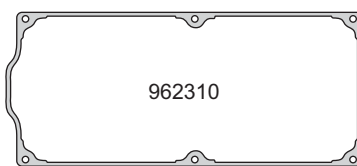
Mitsubishi: Varica 1100 1988/...



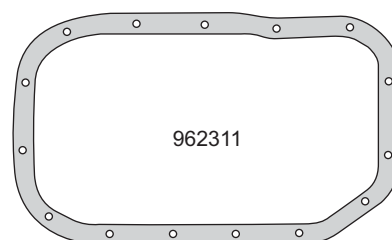
Nº OE	Descripción / Description	Mat.	Ref.
	Jgo. de juntas para motor		962300-R
	Junta tapa cilindros Ø 67.5 ± 1.70	NFT	1 962307
	Junta tapa válvulas	GS	1 962310
	Junta para cárter	CG	1 962311
	Junta distribución	NB	1 962312
	Bomba de agua	NB	1 962314
	Múltiple escape	FCH	1 962315
	Múltiple admisión	NB	1 962317
	Salida de escape	FCH	1 962318
	Junta termostato	CG	1 962319
	Guarnición bomba aceite	GS	1 962227
	Porta retén bancada trasera	NB	1 962329
	Salida gases	NB	1 962331
	Base termostato	NB	1 962333
	Bancada trasera	NB	1 962334
	Junta	NB	1 962335
	Junta	NB	1 962336
	Arandela fijación tapa válvulas	GS	2 962340
	O´ring G 9.5 x 2.40	GS	2
	O´ring G 10.5 x 2.20	GS	2
	O´ring G 26 x 3.5	GS	1
	O´ring G 36 x 3.53	GS	1
	O´ring G 60 x 3	GS	1
	Kit de retenes completo		R962200
	Jgo. retén válvulas (8)	P	1 R961910P
	Retén bancada 60 x 75 x 8	S	1 R990011S
	Retén distribución 31 x 45 x 7	S	1 R962212S
	Retén árbol de levas 35 x 50 x 8	S	2 R960013S
	Retén auxiliar 17 x 28 x 7	P	1 R300749P



962307



962310



962311



962315



962317



962312

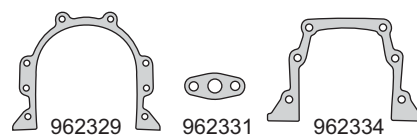
962314



962318

962319

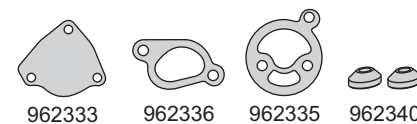
962227



962329

962331

962334



962333

962336

962335

962340



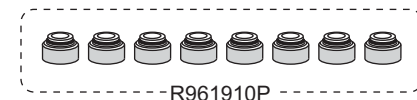
R990011S

R962212S



R960013S

R300749P



R961910P

MITSUBISHI

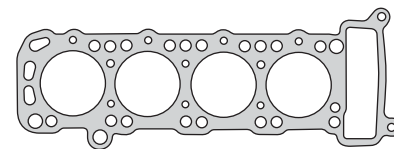


Motor / Engine	Cm ³	HP	Ø
4G30	1289	87	73
4G33 (SOHC) 8V	1439	92	73

Mitsubishi: Galant 1969/70, Colt 1969/71
Galant, Lancer, Colt 1970/75



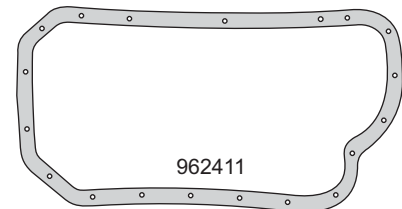
Nº OE	Descripción / Description	Mat.	Ref.
	Jgo. de juntas para motor	●	962400-R
	Junta tapa cilindros Ø 75.5 ± 1.70	NFT	1 962407
	Junta tapa válvulas	GS	1 962410
	Junta para carter	CG	1 962411
	Junta distribución	NB	1 962412
	Junta distribución	NB	1 962412-1
	Bomba de agua	NB	1 962414
	Múltiple de escape	NFT	1 962415
	Jgo. múltiple admisión (3)	NB	1 962417
	Junta termostato	NB	1 962419
	Junta	NB	2 962428
	Guanición goma	GS	1 962431
	Bancada trasera	NB	1 962434
	Junta	NB	1 962435
	Junta	NB	1 962436
	Base carburador	NB	2 962438
	Arandela fijación tapa válvulas	GS	2 962440
	O´ring G 17.5 x 2.60	GS	1
	Kit de retenes completo		R962400
	Jgo. retén válvulas (8)	P	1 R910510P
	Retén bancada 72 x 96 x 9	S	1 R950311S
	Retén distribución 44 x 65 x 11	S	1 R962412S



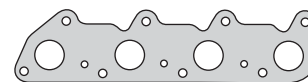
962407



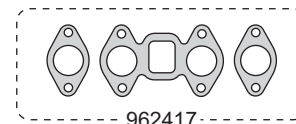
962410



962411



962415



962417



962412



962412-1



962414



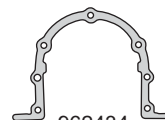
962419



962428



962431




962434



962435



962436



962438



962440



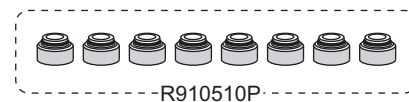
G 17.5 x 2.60



R950311S



R962412S



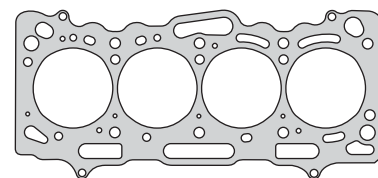
-R910510P-

MITSUBISHI

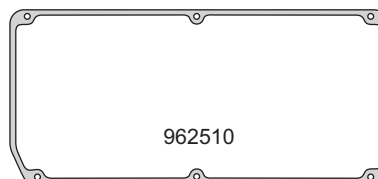


Motor / Engine	Cm ³	HP	Ø
4G13 (SOHC) 16V	1299	55/82	71

Mitsubishi: Colt, Carisma 2001/04
Lancer 2001/08



962508



962510



962515



962517



962528



962538



962529



G 9 x 2



G 17.12 x 2.62



A 14 x 19 x 2.32 A



G 28 x 3.5



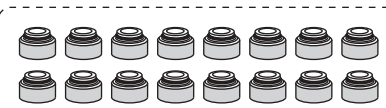
R962511V



R950512S



R960013S



R962510P

Nº OE	Descripción / Description	Mat.	Ref.
	Jgo. de juntas para motor		962500-R MLS
	Junta tapa cilindros Ø 72.0 ± 0.40	MLS	1 962508
	Jgo. tornillos tapa cilindros (HAD10038)		B961600
	Sellador líquido - caucho de silicona		TRN0280R
	Junta tapa de válvulas	GS	1 962510
	Múltiple escape	AC	1 962515
	Múltiple admisión	NB	1 962517
	Junta bomba de nafta	NB	1 962528
	Brida filtro de aceite	NB	1 962529
	Guarnición cónica bujias	AC/GS	4 962538
	Arandela espiralada A 14 x 19 x 2.32 A	AL	1
	O´ring G 28 x 3.5	GS	2
	O´ring G 17.12 x 2.62	GS	1
	O´ring G 9 x 2	GS	1
	Kit de retenes completo		R962500
	Jgo. retén válvulas (16)	P	1 R962510P
	Retén bancada 72 x 96 x 7.5	V	1 R962511V
	Retén distribución 30 x 46 x 8	S	1 R950512S
	Retén árbol levas 35 x 50 x 8	S	1 R960013S

MITSUBISHI

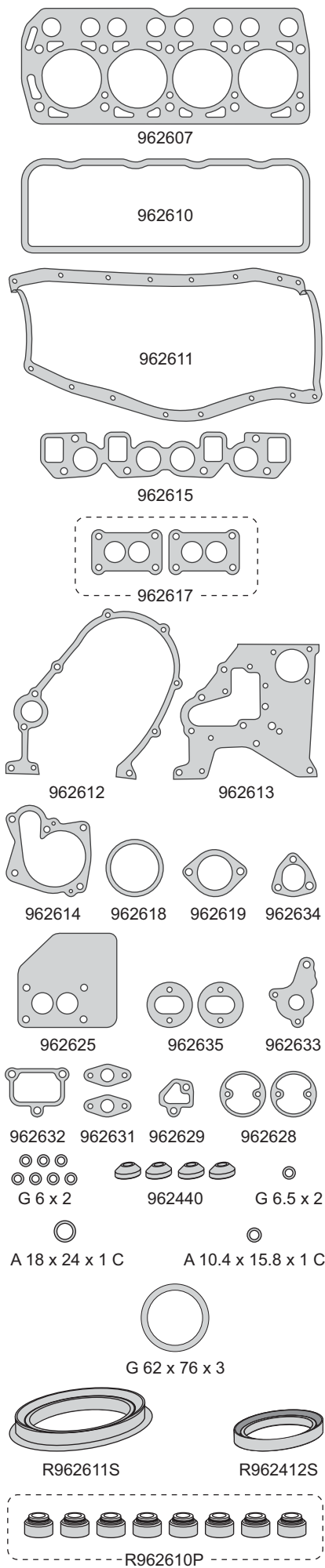


Motor / Engine	Cm ³	HP	Ø
4G42	1187	68	75
4G41 (OHV) 8V	1378	85	76.5

Mitsubishi: Lancer 1973/76
Delica Colt 1400 1971/79
Galant 1971/73



Nº OE	Descripción / Description	Mat.	Ref.
	Jgo. de juntas para motor	●	962600-R
	Junta tapa cilindros Ø 78.5 x 1.70	NFT	1 962607
	Junta tapa válvulas	GS	1 962610
	Junta para cárter	GS	1 962611
	Junta distribución	NB	1 962612
	Tapa distribución	NB	1 962613
	Bomba de agua	NB	1 962614
	Múltiple de escape	NFT	1 962615
	Jgo. múltiple admisión (2)	NB	1 962617
	Salida de escape	AC/GS	1 962618
	Junta termostato	NB	1 962619
	Junta	NFT	1 962625
	Base bomba nafta	NB	2 962628
	Junta	NB	1 962629
	Junta brida	NB	2 962631
	Junta acople admisión	NFT	1 962632
	Soporte bomba aceite	NB	1 962633
	Junta base termostato	NB	1 962634
	Junta	NB	2 962635
	Arandela fijación tapa válvulas	GS	4 962640
	Arandela A 18 x 24 x 1 C	CU	1
	Arandela A 10 x 16 x 1 C	CU	1
	Anillo G 62 x 76 x 3	GS	1
	O´ring G 6.5 x 2	GS	1
	O´ring G 6 x 2	GS	7
	Kit de retenes completo		R962600
	Jgo. retén válvulas (8)	P	1 R962610P
	Retén bancada 70 x 96/100 x 11	S	1 R962611S
	Retén distribución 44 x 65 x 11	S	1 R962412S



MITSUBISHI

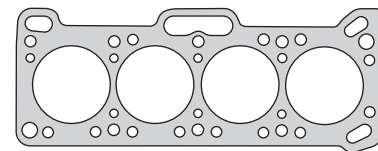


Motor / Engine	Cm ³	HP	Ø
4G12/G12B (SOHC) 8V	1414	80/82	74

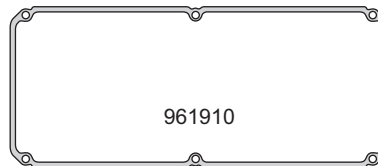
Mitsubishi: Colt 1978/86, Lancer 1978/84
Tredia 1983/84



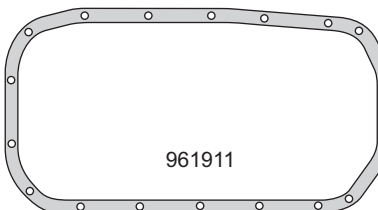
Nº OE	Descripción / Description	Mat.	Ref.
	Jgo. de juntas para motor		962700-R
	Junta tapa cilindros Ø 75.0 ± 1.80	NFT	1 962707
	Jgo. tornillos tapa cilindros		B961900
	Junta tapa válvulas	GS	1 961910
	Junta para cárter	CG	1 961911
	Junta distribución	NB	1 961912
	Bomba de agua	NB	1 961914
	Múltiple de admisión y escape	FCH	1 961915
	Jgo. múltiple admisión (2)	NB	1 961917
	Tapa termostato	NB	1 961919
	Junta	NB	1 961928
	Bomba aceite	NB	1 961931
	Recuperador gases	NB	1 961933
	Bancada trasera	NB	1 961934
	Codo agua	NB	2 961935
	Base carburador	NB	1 961938
	Arandela fijación tapa válvulas	GS	2 961940
	O´ring G 8.5 x 2.4	GS	4
	Kit de retenes completo		R961900
	Jgo. retén válvulas (8)	P	1 R961910P
	Retén bancada 72 x 96 x 9	S	1 R950311S
	Retén distribución 30 x 46 x 8	S	1 R950512S
	Retén árbol de levas 35 x 50 x 8	S	1 R960013S



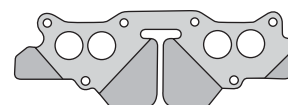
962707



961910



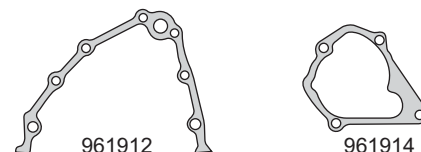
961911



961915

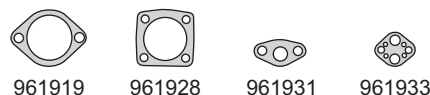


961917



961912

961914

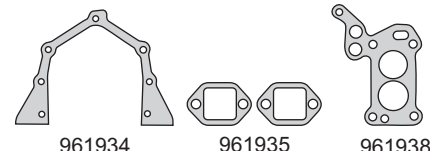


961919

961928

961931

961933



961934

961935

961938



961940

G 8.5 x 2.4



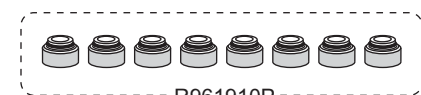
R950311S



R950512S



R960013S



R961910P

MITSUBISHI



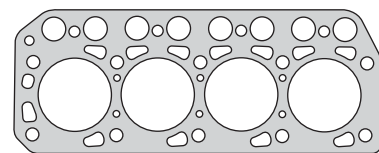
Motor / Engine	Cm ³	HP	Ø
K4E	1415	33	77

Mitsubishi: Tractor, Autoelevador

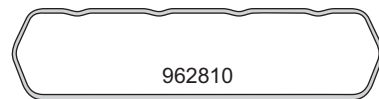


DIESEL

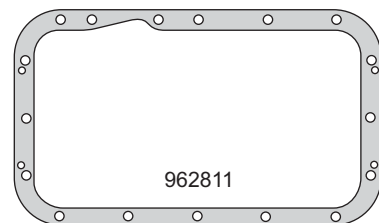
Nº OE	Descripción / Description	Mat.	Ref.
	Jgo. de juntas para motor	●	962800-R
	Junta tapa cilindros Ø 78.0 ± 1.60	GFT	1 962807
	Junta tapa válvulas	GS	1 962810
	Junta para cárter	NB	1 962811
	Junta distribución	NB	1 962812
	Tapa distribución	NB	1 962813
	Bomba de agua	NB	1 962814
	Múltiple escape	NFT	1 962815
	Múltiple admisión	NFT	1 962817
	Salida de escape	FCH	1 962818
	Junta termostato	NB	2 962819
	Junta cuerpo admisión	NB	1 962832
	Junta	NB	2 962833
	Junta brida	NB	1 962835
	Junta	NB	1 962836
	Junta inspección distribución	NB	1 962837
	Junta entre colectores	NFT	1 962838
	Junta filtro aceite	NB	1 962839
	Cierre bancada	GS	4 962858
	Arandela A 7.5 x 15.5 x 1 C	CU	4
	Arandela A 14.4 x 21 x 1 C	CU	4
	Arandela A 18 x 24 x 1 C	CU	2
	O´ring G 9.19 x 2.62	GS	1
	O´ring G 43 x 3.50	GS	1
	O´ring G 40 x 3.50	GS	1
	Kit de retenes completo		R962800
	Jgo. retén válvulas (8)	P	1 R961910P
	Retén bancada 70 x 92 x 12	S	1 R962811S
	Retén distribución 48 x 70 x 12	S	1 R962812S



962807



962810



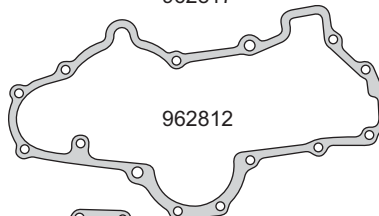
962811



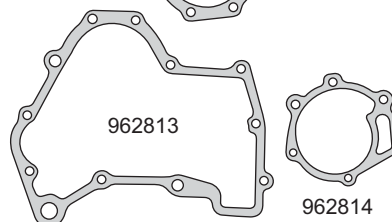
962815



962817

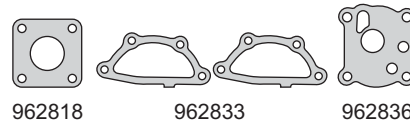


962812



962813

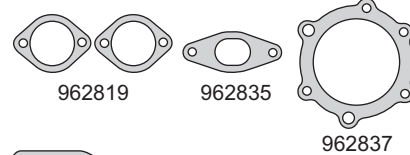
962814



962818

962833

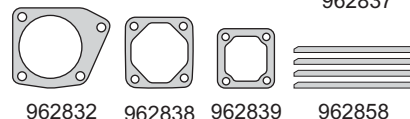
962836



962819

962835

962837



962832

962838

962839

962858



G 40 x 3.50

G 9.19 x 2.62

G 43 x 3.50



R962811S

R962812S



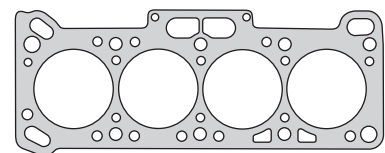
-R961910P

MITSUBISHI

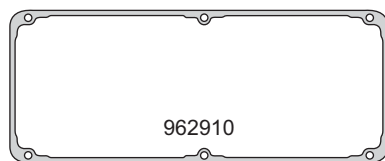


Motor / Engine	Cm ³	HP	Ø
4G13	1299	75	71
4G15/4G15B (SOHC) 12V	1468	90/92	75.5

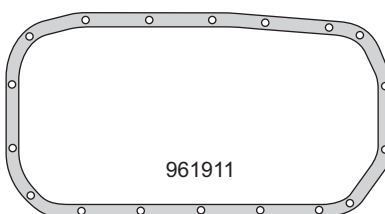
Mitsubishi: Colt, Lancer, Mirage 1990/96
Colt, Lancer, Mirage 1991/95
Proton 1990/...



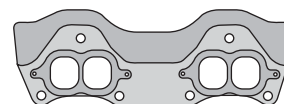
962907



962910



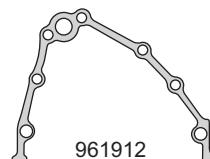
961911



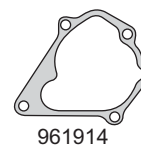
962915



962917



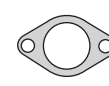
961912



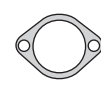
961914



962918



962918-1



962919




962928



962931



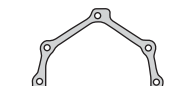
962933



962935



962936



961934



962937



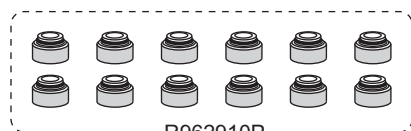
R950311S



R950512S



R960013S



R962910P

Nº OE	Descripción / Description	Mat.	Ref.
	Jgo. de juntas para motor		962900-R
	Junta tapa cilindros Ø 77.0 ± 1.80	NFT	1 962907
	Jgo. tornillos tapa cilindros		B961900
	Junta tapa válvulas	GS	1 962910
	Junta para cárter	CG	1 961911
	Junta distribución	NB	1 961912
	Bomba de agua	NB	1 961914
	Múltiple escape	AC	1 962915
	Múltiple admisión	NB	1 962917
	Salida de escape	NFT	1 962918
	Salida de escape	NFT	1 962918-1
	Tapa termostato	NB	1 962919
	Junta	NB	1 962928
	Bomba aceite	NB	1 961931
	Recuperador gases	AC	1 962933
	Bancada trasera	NB	1 961934
	Junta EGR	NB	1 962935
	Junta EGR	NB	1 962936
	Junta	CG	1 962937
	Arandela espiralada A 14 x 19.5 x 2.70 A	AL	1
	Arandela A 12 x 18 x 1 C	CU	1
	Arandela A 18 x 24 x 1 C	CU	1
	Arandela A 19 x 25 x 1 C	CU	1
	O´ring G 48 x 3.50	GS	1
	O´ring G 32 x 4	GS	1
	O´ring G 17 x 3.50	GS	1
	O´ring G 8 x 2.20	GS	5
	Kit de retenes completo		R962900
	Jgo. retén válvulas (12)	P	1 R962910P
	Retén bancada 72 x 96 x 9	S	1 R950311S
	Retén distribución 30 x 46 x 8	S	1 R950512S
	Retén árbol de levas 35 x 50 x 8	S	1 R960013S

MITSUBISHI

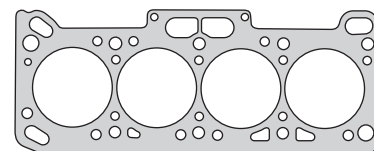


Motor / Engine	Cm ³	HP	Ø
4G15B (SOHC) 12V	1468	92	75.5

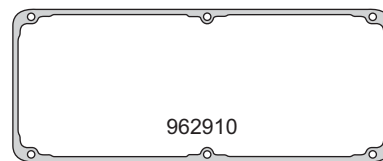
Mitsubishi: Lancer, Mirage 1993/...



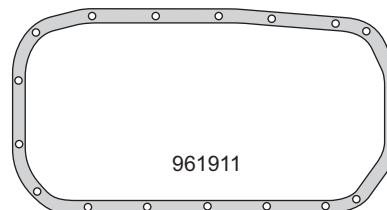
Nº OE	Descripción / Description	Mat.	Ref.
	Jgo. de juntas para motor		963000-R
	Junta tapa cilindros Ø 77.0 ± 1.80	NFT	1 963007
	Jgo. tornillos tapa cilindros		B961900
	Junta tapa válvulas	GS	1 962910
	Junta para cárter	CG	1 961911
	Junta distribución	NB	1 961912
	Bomba de agua	NB	1 961914
	Múltiple de escape	AC	1 962915
	Múltiple admisión	NB	1 963017
	Junta	NB	2 963028
	Bomba aceite	NB	1 961931
	Bancada trasera	NB	1 961934
	Arandela espiralada A 14 x 19.5 x 2.70 A	AL	1
	O´ring G 8 x 2.20	GS	1
	O´ring G 32 x 4	GS	1
	Kit de retenes completo		R962900
	Jgo. retén válvulas (12)	P	1 R962910P
	Retén bancada 72 x 96 x 9	S	1 R950311S
	Retén distribución 30 x 46 x 8	S	1 R950512S
	Retén árbol de levas 35 x 50 x 8	S	1 R960013S



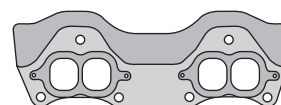
963007



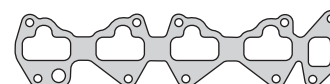
962910



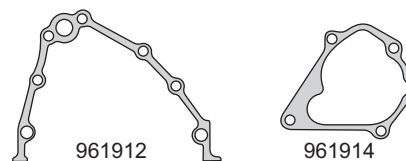
961911



962915

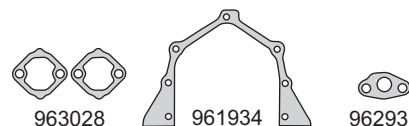


963017



961912

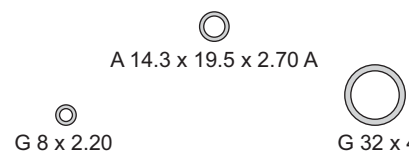
961914



963028

961934

962931



G 8 x 2.20

A 14.3 x 19.5 x 2.70 A

G 32 x 4



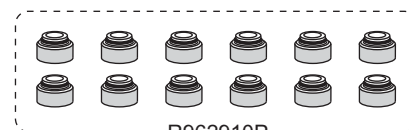
R950311S



R950512S



R960013S



R962910P

MITSUBISHI

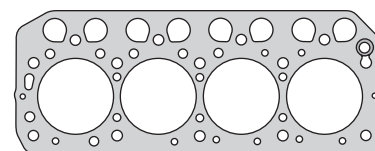


Motor / Engine **Cm³** **HP** **Ø**

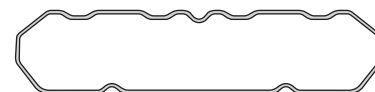
S4L
(OHV) 8V **1500** **16/37** **78**

Mitsubishi: Tractor, Autoelevador

DIESEL



963107



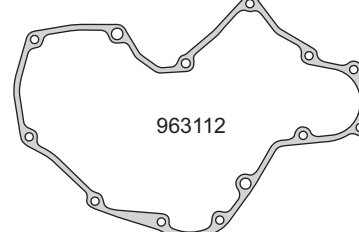
963110



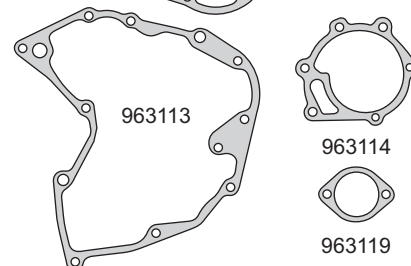
963115



963117



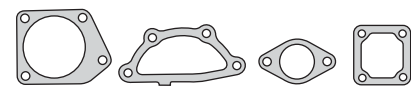
963112



963113

963114

963119

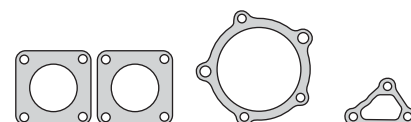


963132

963133

963135

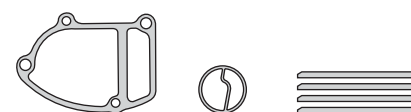
962839



963138

963137

963140



963139

963141

962858

A 16.5 x 22 x 1.50 A

A 12 x 19 x 1 A

A 12 x 17.5 x 1.50 C

A 25.5 x 31.5 x 1.50 C

A 16.5 x 24 x 1 A

A 14 x 19 x 2.30 A



R963111S



R960013S



-R961910P-

Nº OE	Descripción / Description	Mat.	Ref.
	Jgo. de juntas para motor		● 963100-R
	Junta tapa cilindros Ø 80.5 ±1.65	GFT 1	963107
	Sellador líquido - caucho de silicona		TRN0085G
	Junta tapa válvulas	GS 1	963110
	Junta distribución	NB 1	963112
	Tapa distribución	NB 1	963113
	Bomba de agua	NB 1	963114
	Múltiple escape	NFT 1	963115
	Múltiple admisión	NB 1	963117
	Junta termostato	NB 1	963119
	Junta cuerpo admisión	NB 1	963132
	Junta	NB 1	963133
	Junta brida	NB 1	963135
	Junta inspección distribución	NB 1	963137
	Junta entre colectores	NB 2	963138
	Junta filtro aceite	NB 1	962839
	Junta	GS 1	963139
	Junta	NB 1	963140
	Guarnición goma	GS 1	963141
	Cierre bancada	GS 4	962858
	Arandela espiralada A 14 x 19 x 2.30 A	AL 1	
	Arandela A 25.5 x 31.5 x 1.50 C	CU 1	
	Arandela A 16.5 x 24 x 1 A	AL 1	
	Arandela A 12 x 19 x 1 A	AL 4	
	Arandela A 16.5 x 22 x 1.50 A	AL 3	
	Arandela A 12 x 17.5 x 1.50 C	CU 4	
	Kit de retenes completo		R963100
	Jgo. retén válvulas (8)	P 1	R961910P
	Retén bancada 70 x 95 x 13	S 1	R963111S
	Retén distribución 35 x 50 x 8	S 1	R960013S

MITSUBISHI

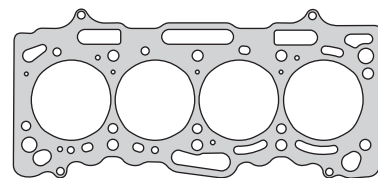


Motor / Engine	Cm ³	HP	Ø
4G18 (SOHC) 16V	1584	98	76

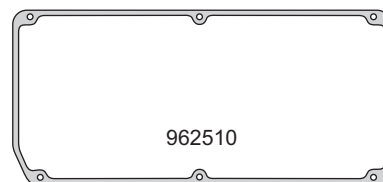
Mitsubishi: Lancer 1998/...
Space Star 1998/2006



Nº OE	Descripción / Description	Mat.	Ref.
	Jgo. de juntas para motor		● 963200-R MLS
	Junta tapa cilindros Ø 77.0 ± 0.40	MLS	1 963208
	Jgo. tornillos tapa cilindros (HAD10038)		B961600
	Sellador líquido - caucho de silicona		TRN0085G
	Junta tapa de válvulas	GS	1 962510
	Múltiple escape	AC	1 963215
	Múltiple admisión	NB	1 962517
	Base bomba nafta	NB	1 962528
	Brida filtro aceite	NB	1 962529
	Guarnición cónica bujias	AC/GS	4 962538
	Arandela espiralada A 14 x 19 x 2.30 A	AL	1
	O´ring G 28 x 3.5	GS	2
	O´ring G 17.12 x 2.62	GS	1
	O´ring G 9 x 2	GS	1
	Kit de retenes completo		R962500
	Jgo. retén válvulas (16)	P	1 R962510P
	Retén bancada 72 x 96 x 7.5	V	1 R962511V
	Retén distribución 30 x 46 x 8	S	1 R950512S
	Retén árbol levas 35 x 50 x 8	S	1 R960013S



963208



962510



963215



962517



962528



962538



962529



A 14 x 19 x 2.30 A



G 17.12 x 2.62



G 9 x 2



G 28 x 3.5



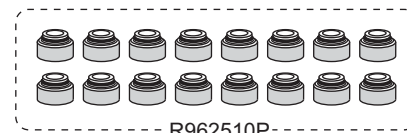
R962511V



R950512S



R960013S



R962510P

MITSUBISHI

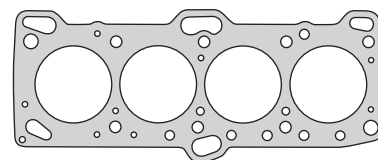


Motor / Engine	Cm ³	HP	Ø
4G61	1596	122	82.3
4G61T (DOHC) 16V	1596	135	82.3

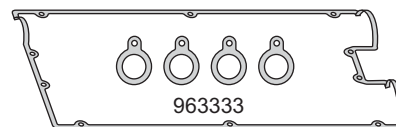
Mitsubishi: Colt, Lancer 1988/89
Mirage 1991/92
Lancer, Mirage Turbo 1988/...



Nº OE	Descripción / Description	Mat.	Ref.
	Jgo. de juntas para motor		963300-R
	Junta tapa cilindros Ø 83.5 ± 1.75	NFT	1 963307
	Junta tapa válvulas	GS	1 963310
	Junta para carter	CG	1 963311
	Junta distribución	NB	1 963312
	Bomba de agua	NB	1 963314
	Múltiple de escape	FCH	1 963315
	Múltiple admisión	NB	1 963317
	Tapa termostato	NB	1 963319
	Junta	NB	1 963327
	Bomba aceite	NB	1 963331
	Guarnición junta tapa de válvulas	GS	4 963333
	Bancada trasera	NB	1 963334
	Codo agua	NB	2 963335
	Guarnición goma	GS	1 963336
	O´ring G 8 x 2.30	GS	4
	O´ring G 32 x 4	GS	1
	Kit de retenes completo		R963300
	Jgo. retén válvulas (16)	P	1 R963310P
	Retén bancada 80 x 96 x 9	S	1 R520811S
	Retén distribución 44 x 60 x 7	S	1 R950312S
	Retén árbol de levas 35 x 50 x 8	S	1 R960013S
	Retén auxiliar 25 x 35 x 6	S	1 R950615S
	Retén auxiliar 20 x 30 x 7	P	1 R961315P
	Retén auxiliar 17 x 28 x 7	P	1 R300749P

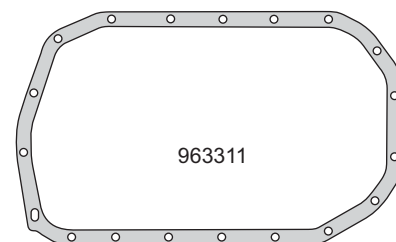


963307



963333

963310



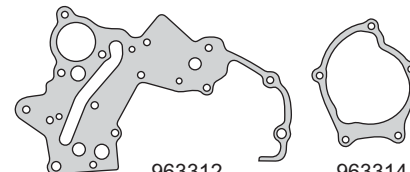
963311



963315

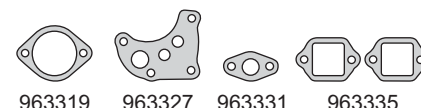


963317



963312

963314

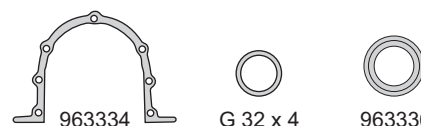


963319

963327

963331

963335

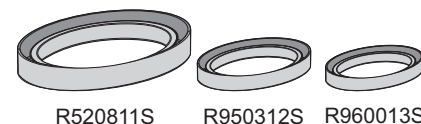


963334

G 32 x 4

963336

G 8 x 2.30



R520811S

R950312S

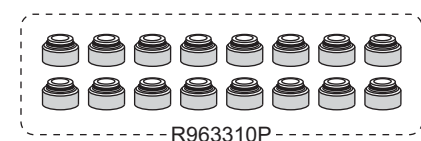
R960013S



R950615S

R951315P

R300749P



R963310P

MITSUBISHI



Motor / Engine
4G62B
 (SOHC) 8V

Cm³
1795

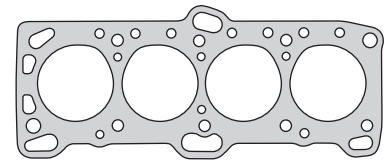
HP
100

Ø
80.5

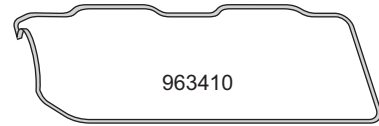
Mitsubishi: Galant, Eterna, Lancer, Delica
Cordia 1980/84



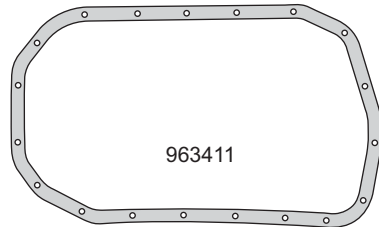
Nº OE	Descripción / Description	Mat.	Ref.
	Jgo. de juntas para motor	●	963400-R
	Junta tapa cilindros Ø 83.0 ± 1.70	NFT	1 963407
	Junta tapa válvulas	GS	1 963410
	Junta para cárter	CG	1 963411
	Junta distribución	NB	1 963412
	Jgo. gomas frente motor (2)	GS	1 963413
	Bomba de agua	NB	1 963414
	Múltiple de escape	FCH	1 963415
	Múltiple admisión	NB	1 963417
	Salida de escape	AC	1 963418
	Salida de escape	AC	1 963418-1
	Tapa termostato	NB	1 963419
	Filtro aceite	NB	1 963427
	Bomba aceite	NB	1 963431
	Recuperador gases	NB	1 963433
	Bancada trasera	NB	1 963434
	Codo agua	NB	2 963435
	Arandela fijación tapa válvulas	GS	2 963440
	O´ring G 8 x 2.30	GS	4
	Kit de retenes completo		R963400
	Jgo. retén válvulas (8)	P	1 R910510P
	Retén bancada 80 x 96 x 9	S	1 R520811S
	Retén distribución 44 x 60 x 7	S	1 R950312S
	Retén árbol de levas 35 x 50 x 8	S	1 R960013S
	Retén auxiliar 25 x 35 x 6	S	1 R950615S
	Retén auxiliar 17 x 28 x 7	P	1 R300749P



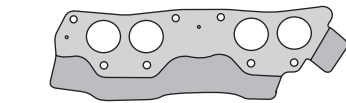
963407



963410



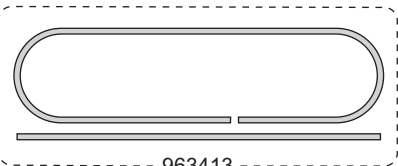
963411



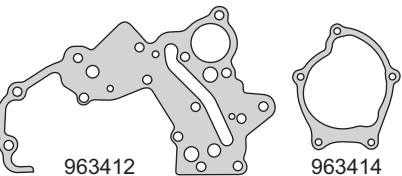
963415



963417

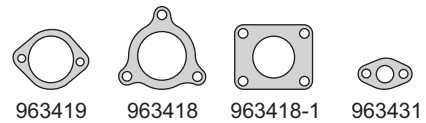


963418



963412

963414

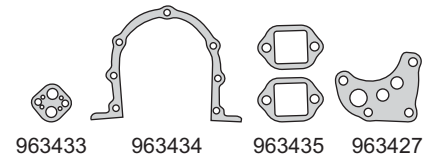


963419

963418

963418-1

963431



963433

963434

963435

963427

963440

G 8 x 2.30



R520811S



R950312S



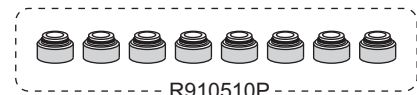
R960013S



R950615S



R300749P



R910510P

MITSUBISHI

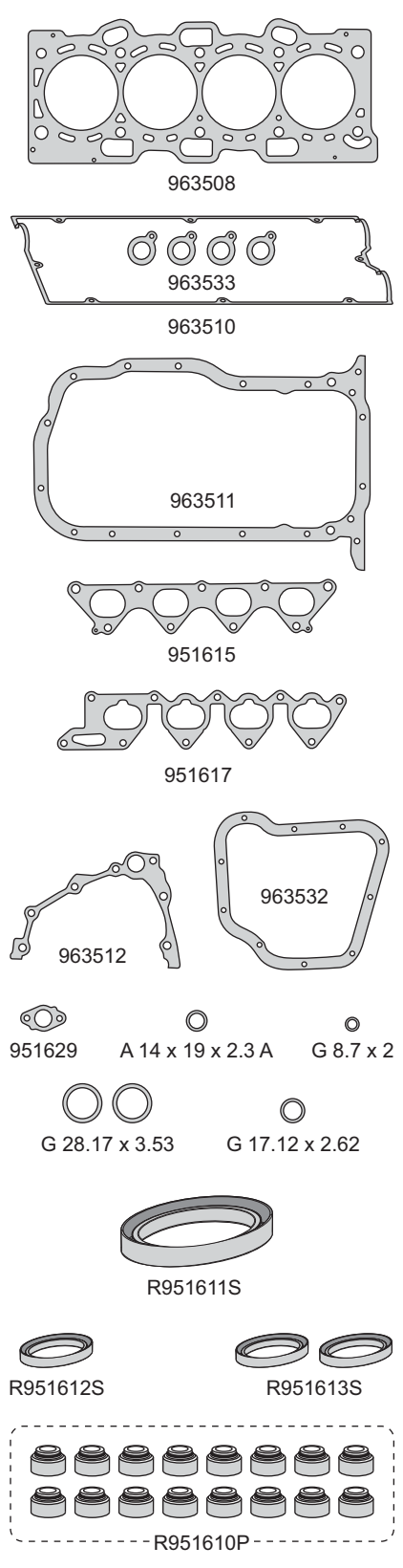


Motor / Engine	Cm ³	HP	Ø
4G93K (DOHC) 16V	1834	140	81

Mitsubishi: Colt, Lancer 1993/95
Carisma, Virage, Galant 1995/...



Nº OE	Descripción / Description	Mat.	Ref.
	Jgo. de juntas para motor	●	963500-R MLS
	Junta tapa cilindros Ø 82.0 ± 0.45	MLS	1 963508
	Jgo. tornillos tapa cilindros (HAD10038)		B961500
	Junta tapa de válvulas	GS	1 963510
	Junta para cárter	NB	1 963511
	Junta distribución	NB	1 963512
	Múltiple escape	AC	1 951615
	Múltiple admisión	SLS	1 951617
	Junta para cárter	NB	1 963532
	Guarnición junta tapa válvulas	GS	4 963533
	Junta brida	NB	1 951629
	Arandela especial A 14 x 19 x 2.3 A	AL	1
	O´ring G 8.7 x 2	GS	1
	O´ring G 17.12 x 2.62	GS	1
	O´ring G 28.17 x 3.53	GS	2
	Kit de retenes completo		R953500
	Jgo. retén válvulas (16)	P	1 R951610P
	Retén bancada 85 x 103 x 8	S	1 R951611S
	Retén distribución 37 x 50 x 6	S	1 R951612S
	Retén árbol de levas 35 x 50 x 8	S	2 R951613S



MITSUBISHI

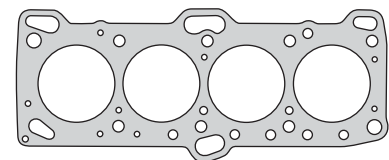


Motor / Engine	Cm ³	HP	Ø
4G67 (DOHC) 16V	1836	136	82.3

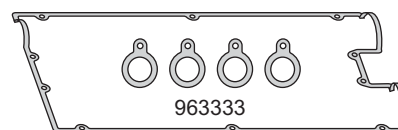
Mitsubishi: Eterna, Sava 1989/...
Colt, Lancer 1989/1992




Nº OE	Descripción / Description	Mat.	Ref.
	Jgo. de juntas para motor	●	963600-R
	Junta tapa cilindros Ø 83.5 ± 1.75	NFT	1 963307
	Junta tapa válvulas	GS	1 963310
	Junta para cárter	CG	1 963311
	Junta distribución	NB	1 963312
	Bomba de agua	NB	1 963314
	Múltiple de escape	FCH	1 963315
	Múltiple admisión	NB	1 963317
	Tapa termostato	NB	1 963319
	Junta	NB	1 963327
	Bomba aceite	NB	1 963331
	Guarnición junta tapa de válvulas	GS	4 963333
	Bancada trasera	NB	1 963334
	Codo agua	NB	2 963335
	Guarnición goma	GS	1 963336
	O´ring G 8 x 2.30	GS	4
	O´ring G 32 x 4	GS	1
	Kit de retenes completo		R963600
	Jgo. retén válvulas (16)	P	1 R963310P
	Retén bancada 80 x 96 x 9	S	1 R520811S
	Retén distribución 44 x 60 x 7	S	1 R950312S
	Retén árbol de levas 35 x 50 x 8	S	2 R960013S
	Retén auxiliar 25 x 35 x 6	S	1 R950615S
	Retén auxiliar 20 x 30 x 7	P	1 R961315P
	Retén auxiliar 17 x 28 x 7	P	1 R300749P



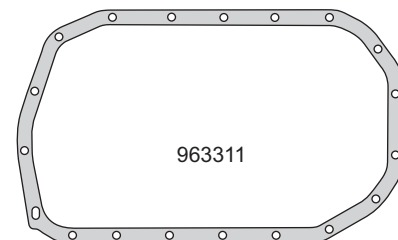
963307



963333



963310



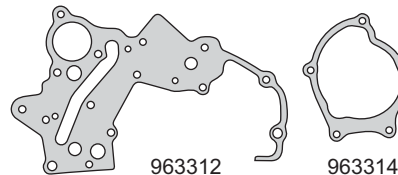
963311



963315

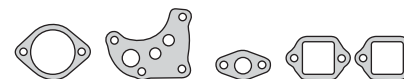


963317



963312

963314

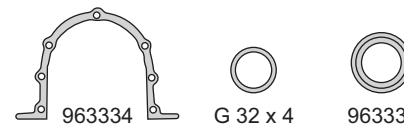


963319

963327

963331

963335

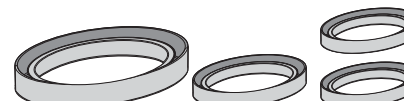


963334

G 32 x 4

963336

○ ○ ○ ○
G 8 x 2.30



R520811S

R950312S

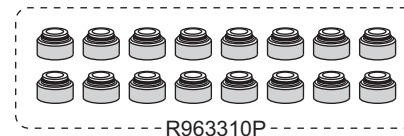
R960013S



R950615S

R961315P

R300749P



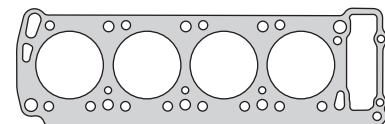
-R963310P-

MITSUBISHI

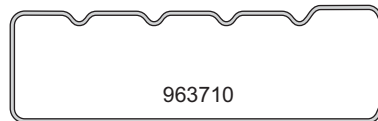


Motor / Engine	Cm ³	HP	Ø
4G15B/G51B	1855	97	84
4G52/G52B (SOHC) 8V	1995	105	84

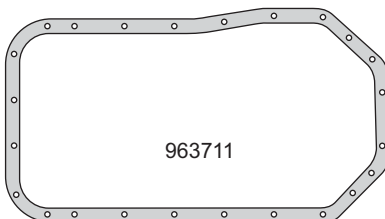
Mitsubishi: Celeste, Sigma 1975/78
Galant, Colt 1975/77 - 1976/78
Challenger, Sapporo 1977/78



963707



963710



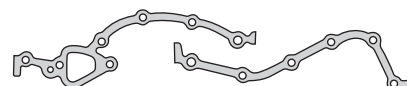
963711



963715



963717



963712

963713



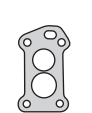
963714



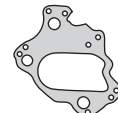
963714-1



963719



963725



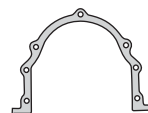
963727



963728



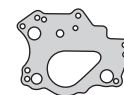
963733



963734



961940



963735



963738



963739



963741



963742



G 31 x 4

A 14 x 19 x 2.40 A

A 16.5 x 27 x 1 C

G 21 x 2.40

G 9.5 x 1.50

G 4 x 1.90



G 40.94 x 2.62



R520811S



R520812S



R910510P

Nº OE	Descripción / Description	Mat.	Ref.
	Jgo. de juntas para motor		963700-R
	Junta tapa cilindros Ø 88.0 ± 1.70	NFT	1 963707
	Junta tapa válvulas	GS	1 963710
	Junta para cárter	CG	1 963711
	Junta distribución	NB	1 963712
	Junta distribución	NB	1 963713
	Bomba de agua	NB	1 963714
	Bomba de agua	NB	1 963714-1
	Múltiple de escape	NFT	1 963715
	Múltiple admisión	NB	1 963717
	Junta termostato	NB	1 963719
	Junta carburador	NB	1 963725
	Filtro aceite	NB	1 963727
	Bomba nafta	NB	1 963728
	Junta bomba aceite	H	1 963733
	Junta porta reten	NB	1 963734
	Filtro aceite	NB	1 963735
	Guarnición medialuna árbol levas	GS	1 963737
	Guarnición bomba de aceite	GS	1 963738
	Junta	NB	1 963739
	Arandela fijación tapa válvulas A 7.9 x 22 x 10	GS	2 961940
	Junta	NB	1 963741
	Junta	NB	1 963742
	Arandela especial A 14 x 19 x 2.40 A	AL	1
	Arandela A 16.5 x 27 x 1 C	CU	1
	O´ring G 4 x 1.90	GS	2
	O´ring G 9.5 x 1.50	GS	1
	O´ring G 21 x 2.40	GS	1
	O´ring G 31 x 4	GS	1
	O´ring G 40.94 x 2.62	GS	1
	Kit de retenes completo		R963700
	Jgo. retén válvulas (8)	P	1 R910510P
	Retén bancada 80 x 96 x 9	S	1 R520811S
	Retén distribución 48 x 68 x 11	S	1 R520812S

MITSUBISHI

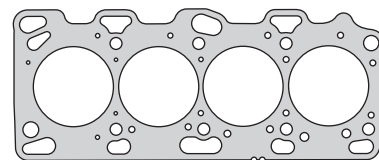


Motor / Engine	Cm ³	HP	Ø
4G63 (SOHC) 16V	1997	136	85

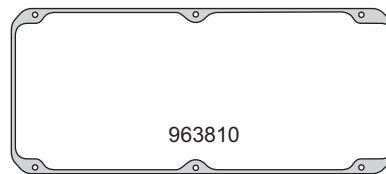
Mitsubishi: Galant, Freeca 1998/...
Space Runner GDI 1999/...



Nº OE	Descripción / Description	Mat.	Ref.
	Jgo. de juntas para motor		● 963800-R MLS
	Junta tapa cilindros Ø 86.0 ± 0.40	MLS 1	963808
	Jgo. tornillos tapa cilindros (HAD12038)		B962000
	Sellador líquido - caucho de silicona		TRN0085R
	Junta tapa de válvulas	GS 1	963810
	Junta distribución	NB 1	963812
	Bomba de agua	NB 1	961314
	Múltiple escape	AC 1	963815
	Múltiple admisión	SLS 1	963817
	Filtro aceite	NB 1	963827
	Bomba aceite	NB 1	963831
	Guarnición cónica bujias	AC/GS 4	951633
	Arandela espiralada A 14 x 19 x 2.30 A	AL 1	
	O´ring G 9 x 2	GS 1	
	O´ring G 26 x 2.5	GS 1	
	O´ring G 32 x 4	GS 2	
	Kit de retenes completo		R963800
	Jgo. retén válvulas (16)	P 1	R963810P
	Retén bancada 85 x 103 x 8	S 1	R961511S
	Retén distribución 44 x 60 x 7	S 1	R950312S
	Retén árbol de levas 35 x 50 x 8	S 1	R960013S
	Retén auxiliar 25 x 35 x 6	S 1	R950615S
	Retén auxiliar 20 x 30 x 7	P 1	R961315P



963808



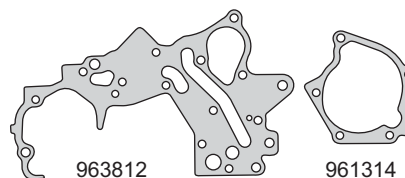
963810



963815



963817



963812

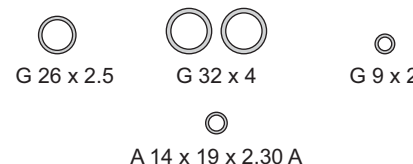
961314



963827

951633

963831



G 26 x 2.5

G 32 x 4

G 9 x 2

A 14 x 19 x 2.30 A



R961511S

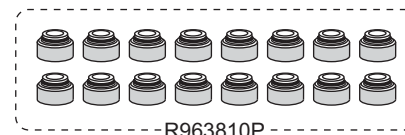
R950312S



R960013S

R950615S

R961315P




-R963810P-

MITSUBISHI

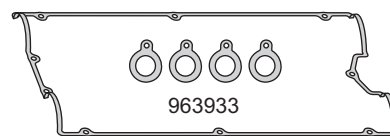


Motor / Engine	Cm ³	HP	Ø
4G63 (DOHC) 16V	1997	126/135	85

Mitsubishi: Galant, Freeca 1998/...
Outlander, Lancer 2003/...



963808

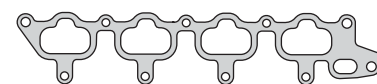


963933

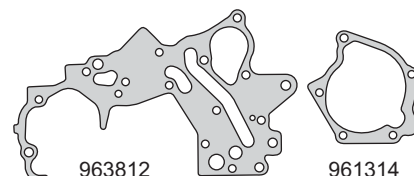
963910



963815

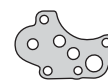


963917



963812

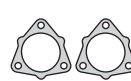
961314



963827



963831

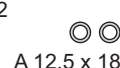


963934

G 9 x 2



A 14.5 x 22 x 1 C



A 12.5 x 18 x 1 C

A 14 x 19 x 2.30 A

G 32 x 4



R951611S



R960013S



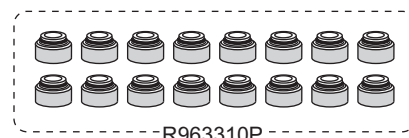
R950312S



R950615S



R961315P



-R963310P-

Nº OE	Descripción / Description	Mat.	Ref.
	Jgo. de juntas para motor		● 963900-R MLS
	Junta tapa cilindros Ø 86.0 ± 0.40	MLS	1 963808
	Jgo. tornillos tapa cilindros (HAD12038)		B962000
	Sellador líquido - caucho de silicona		TRN0085R
	Junta tapa de válvulas	GS	1 963910
	Junta distribución	NB	1 963812
	Bomba de agua	NB	1 961314
	Múltiple escape	AC	1 963815
	Múltiple admisión	SLS	1 963917
	Filtro aceite	NB	1 963827
	Bomba aceite	NB	1 963831
	Guarnición junta tapa válvulas	GS	4 963933
	Junta	SLS	2 963934
	Arandela especial A 14 x 19 x 2.30 A	AL	1
	Arandela A 14.5 x 22 x 1 C	CU	2
	Arandela A 12.5 x 18 x 1 C	CU	2
	O´ring G 9 x 2	GS	1
	O´ring G 32 x 4	GS	2
	Kit de retenes completo		R963900
	Jgo. retén válvulas (16)	P	1 R963310P
	Retén bancada 85 x 103 x 8	S	1 R951611S
	Retén distribución 44 x 60 x 7	S	1 R950312S
	Retén árbol de levas 35 x 50 x 8	S	2 R960013S
	Retén auxiliar 25 x 35 x 6	S	1 R950615S
	Retén auxiliar 20 x 30 x 7	P	1 R961315P

MITSUBISHI

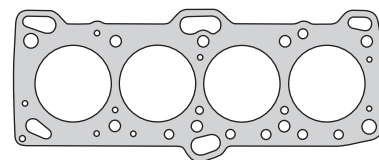


Motor / Engine	Cm ³	HP	Ø
4G63	1997	144	85
4G63BT/4G63T (DOHC) 16V	1997	150	85

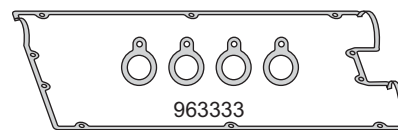
Mitsubishi: Eterna, Sava, Colt, Mirage 1989/...
Galant 1987/92, Eclipse 1989/92



Nº OE	Descripción / Description	Mat.	Ref.
	Jgo. de juntas para motor	●	964000-R
	Junta tapa cilindros Ø 86.5 ±1.65	NFT	1 964007
	Junta tapa válvulas	GS	1 963310
	Junta para cárter	CG	1 963311
	Junta distribución	NB	1 963312
	Bomba de agua	NB	1 963314
	Múltiple de escape	FCH	1 963315
	Múltiple admisión	NB	1 963317
	Tapa termostato	NB	1 963319
	Junta	NB	1 963327
	Bomba aceite	NB	1 963331
	Guarnición junta tapa de válvulas	GS	4 963333
	Bancada trasera	NB	1 963334
	Codo agua	NB	2 963335
	Guarnición goma	GS	1 963336
	O´ring G 8 x 2.30	GS	4
	O´ring G 32 x 4	GS	1
	Kit de retenes completo		R963600
	Jgo. retén válvulas (16)	P	1 R963310P
	Retén bancada 80 x 96 x 9	S	1 R520811S
	Retén distribución 44 x 60 x 7	S	1 R950312S
	Retén árbol de levas 35 x 50 x 8	S	2 R960013S
	Retén auxiliar 25 x 35 x 6	S	1 R950615S
	Retén auxiliar 20 x 30 x 7	P	1 R961315P
	Retén auxiliar 17 x 28 x 7	P	1 R300749P

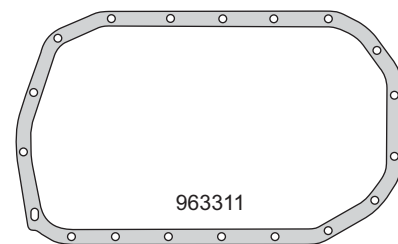


964007



963333

963310



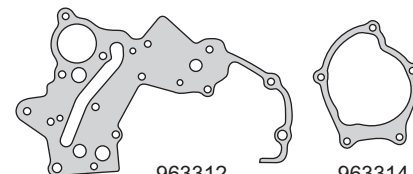
963311



963315

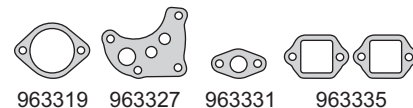


963317



963312

963314

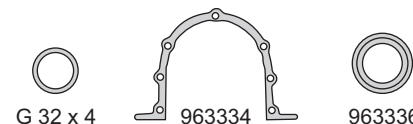


963319

963327

963331

963335

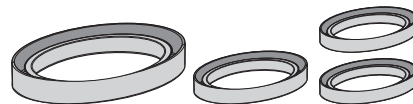


G 32 x 4

963334

963336

○ ○ ○ ○
G 8 x 2.30



R520811S

R950312S

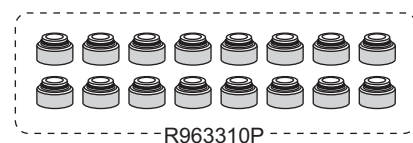
R960013S



R950615S

R951315P

R300749P



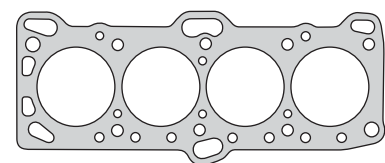
-R963310P-

MITSUBISHI



Motor / Engine	Cm ³	HP	Ø
4G63 (SOHC) 8V	1997	105/112	85

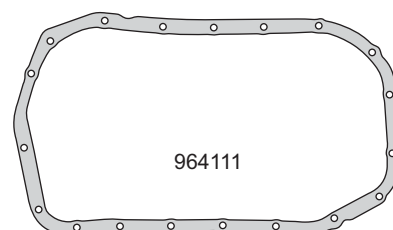
Mitsubishi: Tractor, Autoelevador



964107



963410



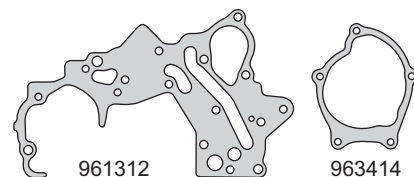
964111



963415

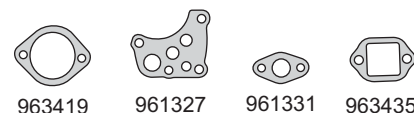


963417



961312

963414

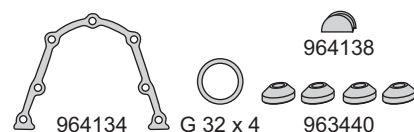


963419

961327

961331

963435



964134

G 32 x 4

964138

963440

G 8 x 2.20

A 14 x 19 x 2.30

A 10.5 x 16 x 1.50 A



G 46 x 3.5



G 20 x 2.50



G 21.5 x 3.5



R961511S



R950312S



R960013S



R950615S



R961315P



R910510P

Nº OE	Descripción / Description	Mat.	Ref.
	Jgo. de juntas para motor		964100-R
	Junta tapa cilindros Ø 87.0 ±1.70	NFT	1 964107
	Junta tapa válvulas	GS	1 963410
	Junta para cárter	CG	1 964111
	Junta distribución	NB	1 961312
	Bomba de agua	NB	1 963414
	Múltiple de escape	FCH	1 963415
	Múltiple admisión	NB	1 963417
	Tapa termostato	NB	1 963419
	Filtro aceite	NB	1 961327
	Bomba aceite	NB	1 961331
	Bancada trasera	NB	1 964134
	Codo agua	NB	1 963435
	Guarnición medialuna árbol de levas	GS	1 964138
	Arandela fijación tapa válvulas	GS	4 963440
	Arandela espiralada A 14 x 19 x 2.30	AL	1
	Arandela A 10.5 x 16 x 1.50 A	AL	1
	O`ring G 46 x 3.5	GS	1
	O`ring G 32 x 4	GS	1
	O`ring G 21.5 x 3.50	GS	1
	O`ring G 20 x 2.50	GS	1
	O`ring G 8 x 2.20	GS	4
	Kit de retenes completo		R961300
	Jgo. retén válvulas (8)	P	1 R910510P
	Retén bancada 85 x 103 x 8	S	1 R961511S
	Retén distribución 44 x 60 x 7	S	1 R950312S
	Retén árbol de levas 35 x 50 x 8	S	1 R960013S
	Retén auxiliar 25 x 35 x 6	S	1 R950615S
	Retén auxiliar 20 x 30 x 7	P	1 R961315P






MITSUBISHI

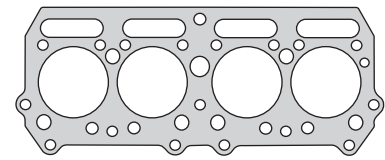


Motor / Engine	Cm ³	HP	Ø
4DQ5	2084	40	86
DIESEL			

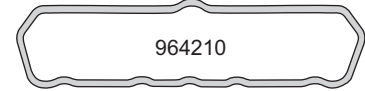
Mitsubishi: Tractor, Canter



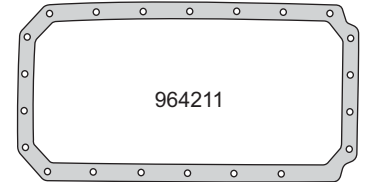
Nº OE	Descripción / Description	Mat.	Ref.
	Jgo. de juntas para motor	●	964200-R
	Junta tapa cilindros Ø 87.0 ± 1.70 	NFT	1 964207
	Junta tapa válvulas	GS	1 964210
	Junta para cárter	CG	1 964211
	Jgo. junta para cárter (4)	NB	1 964211-1
	Junta distribución	NB	1 964212
	Placa distribución	NB	1 964213
	Placa distribución	NB	1 964213-1
	Bomba de agua	NB	1 964214
	Bomba de agua	NB	1 964314
	Múltiple de escape	NFT	1 964215
	Múltiple admisión	NB	2 964217
	Salida de escape	FCH	1 964218
	Salida de escape	FCH	1 964218-1
	Junta	NB	1 964226
	Bomba de aceite	NB	1 964227
	Entrada de aire	NB	2 964233
	Junta	NB	1 964231
	Junta	NB	1 964232
	Junta	NB	1 964234
	Junta	NB	1 964235
	Junta	NB	1 964237
	Junta	NB	1 964238
	Apoyo filtro de aceite	NB	1 964243
	Arandela A 16.5 x 22 x 1.5 A	AL	4
	Arandela A 10.5 x 14 x 2 C	CU	4
	O´ring G 9 x 5.8	GS	2
	Kit de retenes completo 		R964200
	Jgo. retén válvulas (8)	P	1 R964210P
	Retén bancada 90 x 115 x 13 	S	1 R270111S
	Retén distribución 45 x 68 x 12 	S	1 R900612S
	Retén árbol de levas 32 x 48 x 7 	S	1 R964213S
	Retén auxiliar 17 x 30 x 7	P	1 R964215P



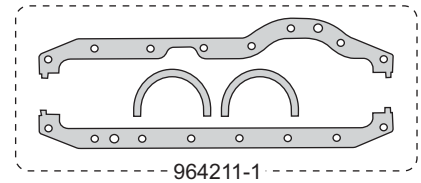
964207



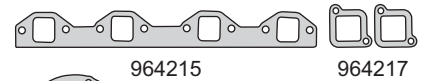
964210



964211



964211-1

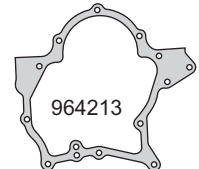


964215

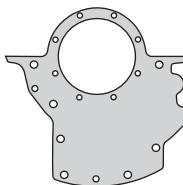
964217



964212



964213



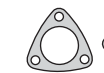
964213-1



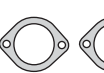
964214



964314



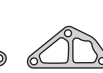
964218-1



964233




964226



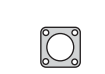
964227



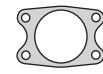
964231



964232



964235



964243



964234



964237



964238



R270111S



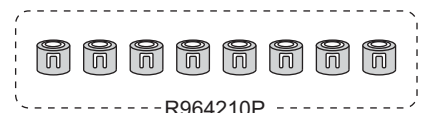
R900612S



R964213S



R964215P



R964210P

MITSUBISHI

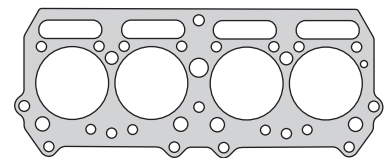


Motor / Engine	Cm ³	HP	Ø
4DQ7	2080		89
DIESEL			

Mitsubishi: Tractor, Canter



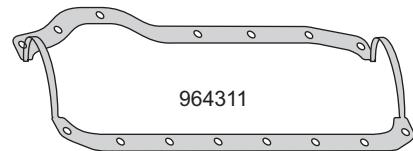
Nº OE	Descripción / Description	Mat.	Ref.
	Jgo. de juntas para motor		964300-R
	Junta tapa cilindros Ø 90.0 ± 1.65	NFT	1 964307
	Junta tapa válvulas	GS	1 964210
	Junta para cárter	GS	1 964311
	Junta distribución	NB	1 964212
	Placa distribución	NB	1 964213
	Placa distribución	NB	1 964313
	Bomba de agua	NB	1 964314
	Múltiple de escape	NFT	1 964215
	Múltiple admisión	NB	2 964217
	Bomba de aceite	NB	1 964227
	Junta	NB	1 964231
	Arandela con inserto tapa válvulas	AC/GS	4 964333
	Junta	NB	1 964235
	Junta	NB	1 964337
	Junta	NB	1 964238
	Apoyo filtro de aceite	NB	1 964243
	Junta	NB	1 964345
	Junta	NB	1 964346
	Junta	NB	1 964347
	Junta	NB	1 964348
	Arandela especial A 7.8 x 13.5 x 2	AC/GS	4
	Arandela especial A 13.8 x 20 x 2.60	AC/GS	8
	Arandela A 10 x 16 x 1 C	CU	3
	Arandela A 12 x 17.5 x 1.60 C	CU	4
	Arandela A 14.5 x 22 x 1 C	CU	1
	Arandela A 10.5 x 14 x 2 C	CU	4
	Arandela A 12 x 19 x 1 A	AL	4
	Arandela A 16.5 x 22 x 1.50 A	AL	6
	O`ring G 7 x 6	GS	2
	O`ring G 10 x 2.5	GS	1
	O`ring G 73 x 3.10	GS	1
	O`ring G 80 x 2	GS	1
	Jgo. retén válvulas (8)	P	1 R910510P



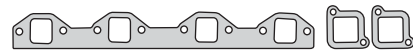
964307



964210



964311



964212

964213

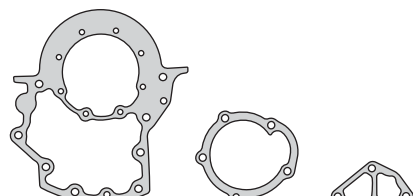


964314



964215

964217



964227

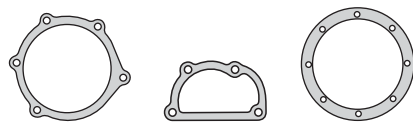
964231



964235

964333

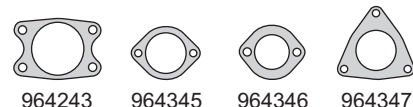
964237



964337

964238

964348



964243

964345

964346

964347



A 12 x 17.5 x 1.60 C



A 10.5 x 14 x 2 C

A 12 x 19 x 1 A



A 16.5 x 22 x 1.50 A



A 14.5 x 22 x 1 C

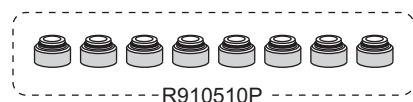
A 10 x 16 x 1 C



A 13.8 x 20 x 2.60



A 7.8 x 13.5 x 2



-R910510P

MITSUBISHI



Motor / Engine
4G64BK
 (DOHC) 16V

Cm³
2350

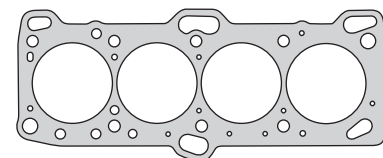
HP
141

Ø
86.5

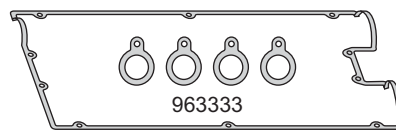
Mitsubishi: Galant 1993/...



Nº OE	Descripción / Description	Mat.	Ref.
	Jgo. de juntas para motor	●	964400-R
	Junta tapa cilindros Ø 88.5 x 1.60	GFT 1	964407
	Jgo. tornillos tapa cilindros (HAD12038)		B962000
	Junta tapa válvulas	GS 1	963310
	Junta para cárter	CG 1	964111
	Junta distribución	NB 1	961312
	Bomba de agua	NB 1	961314
	Múltiple de escape	AC 1	963815
	Múltiple admisión	NB 1	964417
	Filtro de aceite	NB 1	961327
	Junta brida	NB 1	964429
	Guarnición junta tapa de válvulas	GS 4	963333
	Bancada trasera	NB 1	964434
	Junta brida	NB 1	963335
	Guarnición goma	GS 1	963336
	Chupador aceite	NB 1	964437
	Arandela especial A 14 x 19.5 x 2.40 A	AL 1	
	Arandela A 15.7 x 10 x 1 C	CU 2	
	O´ring G 8 x 2	GS 1	
	O´ring G 27 x 2.5	GS 1	
	O´ring G 32 x 4	GS 2	
	Kit de retenes completo		R964400
	Jgo. retén válvulas (16)	P 1	R963310P
	Retén bancada 85 x 103 x 8	S 1	R961511S
	Retén distribución 44 x 60 x 7	S 1	R950312S
	Retén árbol de levas 35 x 50 x 8	S 2	R960013S
	Retén auxiliar 25 x 35 x 6	S 1	R950615S
	Retén auxiliar 20 x 30 x 7	P 1	R961315P

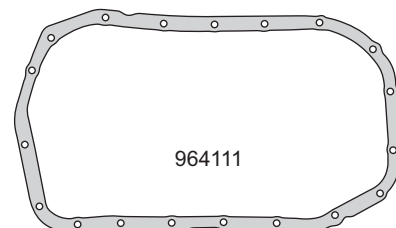


964407



963333

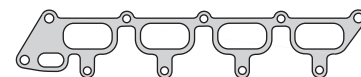
963310



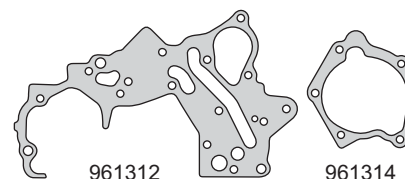
964111



963815

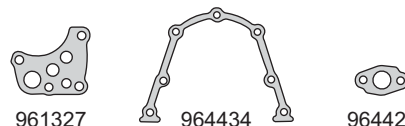


964417



961312

961314



961327

964434

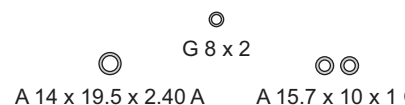
964429



964435

G 32 x 4

964437



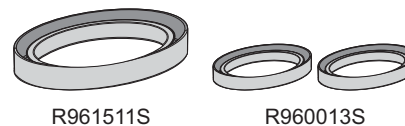
G 8 x 2

A 14 x 19.5 x 2.40 A

A 15.7 x 10 x 1 C



G 27 x 2.5



R961511S

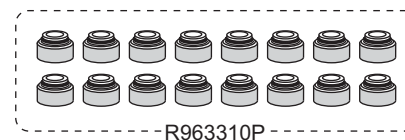
R960013S



R950312S

R950615S

R961315P



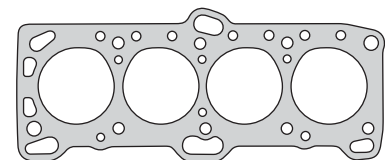
-R963310P-

MITSUBISHI



Motor / Engine	Cm ³	HP	Ø
4G64B (SOHC) 8V	2350	102/112	86.5

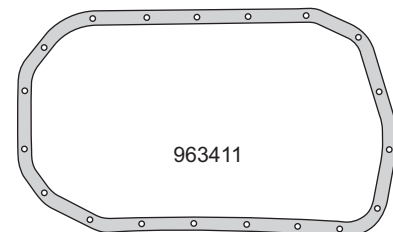
Mitsubishi: Galant, Wagon 1985/92
L200, L300 1989/..., Pick Up 1990/92
Space Wagon 1989/92
Pajero, Shogun 1991/93



964507



963410



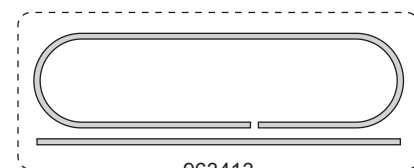
963411



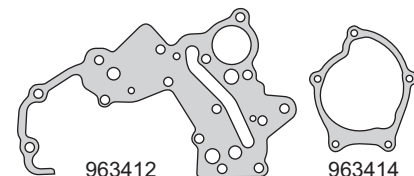
963415



963417

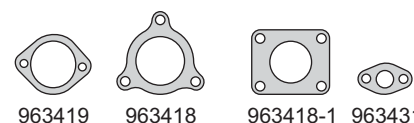


963413



963412

963414

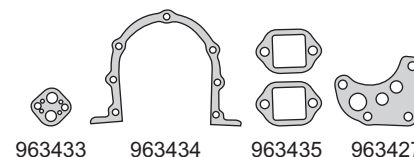


963419

963418

963418-1

963431



963433

963434

963435

963427



963440



G 8 x 2.30



R520811S



R950312S



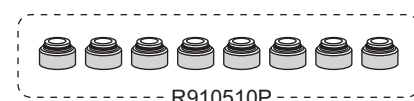
R960013S



R950615S



R300749P



R910510P

Nº OE	Descripción / Description	Mat.	Ref.
	Jgo. de juntas para motor		964500-R
	Junta tapa cilindros Ø 88.0 ± 1.80	NFT	1 964507
	Junta tapa válvulas	GS	1 963410
	Junta para cárter	CG	1 963411
	Junta distribución	NB	1 963412
	Jgo. gomas frente motor (2)	GS	1 963413
	Bomba de agua	NB	1 963414
	Múltiple de escape	FCH	1 963415
	Múltiple admisión	NB	1 963417
	Salida de escape	AC	1 963418
	Salida de escape	AC	1 963418-1
	Tapa termostato	NB	1 963419
	Filtro aceite	NB	1 963427
	Bomba aceite	NB	1 963431
	Recuperador gases	NB	1 963433
	Bancada trasera	NB	1 963434
	Codo agua	NB	2 963435
	Arandela fijación tapa válvulas	GS	2 963440
	O´ring G 8 x 2.30	GS	4
	Kit de retenes completo		R963400
	Jgo. retén válvulas (8)	P	1 R910510P
	Retén bancada 80 x 96 x 9	S	1 R520811S
	Retén distribución 44 x 60 x 7	S	1 R950312S
	Retén árbol de levas 35 x 50 x 8	S	1 R960013S
	Retén auxiliar 25 x 35 x 6	S	1 R950615S
	Retén auxiliar 17 x 28 x 7	P	1 R300749P

MITSUBISHI

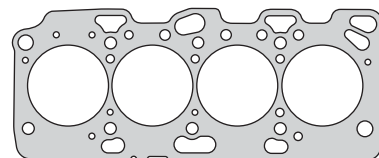


Motor / Engine	Cm ³	HP	Ø
4G64 (SOHC) 16V	2351	132	86.5

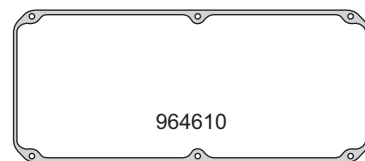
Mitsubishi: Fortis, Zinger, Fuzion 2005/07



Nº OE	Descripción / Description	Mat.	Ref.
	Jgo. de juntas para motor		● 964600-R MLS
	Junta tapa cilindros Ø 88.0 ± 0.40	MLS	1 964608
	Jgo. tornillos tapa cilindros (HAD12038)		B962000
	Sellador líquido - caucho de silicona		TRN0085R
	Junta tapa de válvulas	GS	1 964610
	Junta distribución	NB	1 961312
	Bomba de agua	NB	1 961314
	Múltiple escape	AC	1 963815
	Múltiple admisión	NB	1 964617
	Filtro aceite	NB	1 961327
	Bomba aceite	NB	1 963831
	Guarnición cónica bujias	AC/GS	4 951633
	Arandela espiralada A 14 x 19 x 2.30 A	AL	1
	O´ring G 15.47 x 3.53	GS	3
	O´ring G 26.5 x 2.5	GS	1
	O´ring G 32 x 4	GS	3
	Kit de retenes completo		R963800
	Jgo. retén válvulas (16)	P	1 R951610P
	Retén bancada 85 x 103 x 8	S	1 R961511S
	Retén distribución 44 x 60 x 7	S	1 R950312S
	Retén árbol de levas 35 x 50 x 8	S	1 R960013S
	Retén auxiliar 25 x 35 x 6	S	1 R950615S
	Retén auxiliar 20 x 30 x 7	P	1 R961315P



964608



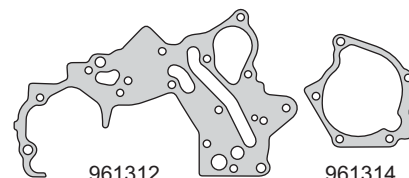
964610



963815



964617



961312

961314



961327

951633

963831

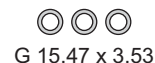
A 14 x 19 x 2.30 A



G 26.5 x 2.5

G 32 x 4

G 9 x 2



G 15.47 x 3.53



R961511S

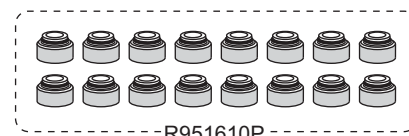
R950312S



R960013S

R950615S

R961315P



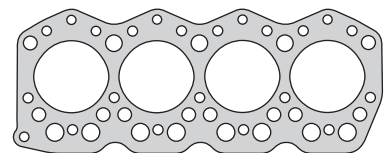
R951610P

MITSUBISHI




Motor / Engine	Cm ³	HP	Ø
S4E	2477		95
DIESEL			

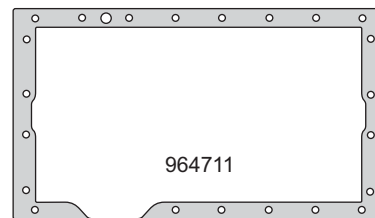
Mitsubishi: Tractor, Autoelevador



964707



964710



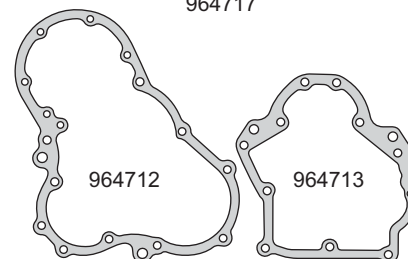
964711



964715



964715



964717

964712

964713



964714



964718



964719



964732



964740



964741



964742



964743



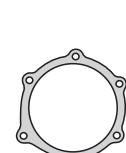
964744



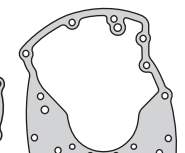
964745



964746



964237



964734



G 80 x 2



R270111S



R900612S



R964213S



R964215P



R910510P

Nº OE	Descripción / Description	Mat.	Ref.
	Jgo. de juntas para motor		964700-R
	Junta tapa cilindros Ø 96.0 ± 1.70	GFT	1 964707
	Junta tapa válvulas	GS	1 964710
	Junta para cárter	NB	1 964711
	Tapa distribución	NB	1 964712
	Placa distribución	NB	1 964713
	Bomba de agua	NB	1 964714
	Múltiple escape	NFT	1 964715
	Múltiple admisión	NB	1 964717
	Salida de escape	FCH	1 964718
	Tapa bomba de agua	NB	1 964719
	Junta	NB	1 964732
	Tapa trasera cigueñal	NB	1 964734
	Junta	NB	1 964237
	Junta	NB	1 964740
	Junta	NB	1 964741
	Junta	CG	1 964742
	Junta apoyo filtro de aceite	NB	1 964743
	Junta	NB	1 964744
	Junta	NB	1 964745
	Junta	CG	1 964746
	Arandela especial A 8 x 13.5 x 2	AC/GS	2
	Arandela especial A 9.5 x 17.5 x 2.60	AC/GS	2
	Arandela especial A 11 x 19 x 2.80	AC/GS	2
	Arandela especial A 8.80 x 18.5 x 3.40	AC/GS	4
	Anillo G 33 x 42 x 4.4	GS	1
	Arandela A 10.5 x 14 x 2 C	CU	4
	Arandela A 12 x 18 x 2 C	CU	1
	O`ring G 6 x 2	GS	1
	O`ring G 80 x 2	GS	1
	O`ring G 113 x 2.2	GS	1
	Kit de retenes completo		R964700
	Jgo. retén válvulas (8)	P	1 R910510P
	Retén bancada 90 x 115 x 13	S	1 R270111S
	Retén distribución 45 x 68 x 12	S	1 R900612S
	Retén árbol de levas 32 x 48 x 7	S	1 R964213S
	Retén auxiliar 17 x 30 x 7	P	1 R964215P

MITSUBISHI

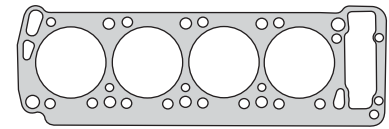


Motor / Engine **Cm³** **HP** **Ø**
4G54B **2555** **91.1**
 (SOHC) 8V

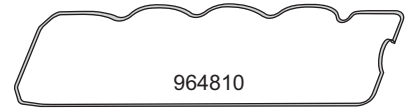
Dodge: Pick Up D50, Colt 1978/80
Mitsubishi: Sapporo, Galant, Colt, Eterna 1978/80



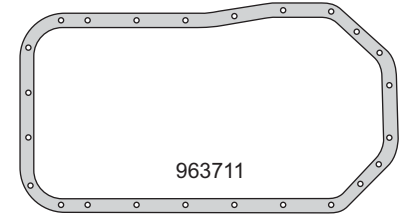
Nº OE	Descripción / Description	Mat.	Ref.
	Jgo. de juntas para motor	●	964800-R
	Junta tapa cilindros Ø 93.0 ± 1.70	NFT	1 964807
	Junta tapa válvulas superior	GS	1 964810
	Junta para cárter	CG	1 963711
	Junta distribución	NB	1 963712
	Junta distribución	NB	1 964812
	Placa distribución	NB	1 964813
	Bomba de agua	NB	1 964814
	Múltiple de escape	NFT	1 964815
	Múltiple admisión	NB	1 963717
	Múltiple admisión	NB	1 964817
	Junta termostato	NB	1 963719
	Filtro aceite	NB	1 964827
	Bomba de nafta	NB	2 964828
	Arandela fijación tapa válvulas	GS	2 961940
	Junta diferencial	NB	1 964850
	O´ring G 8.5 x 2.4	GS	4
	Kit de retenes completo		R963700
	Jgo. retén válvulas (8)	P	1 R910510P
	Retén bancada 80 x 96 x 9	S	1 R520811S
	Retén distribución 48 x 68 x 11	S	1 R520812S



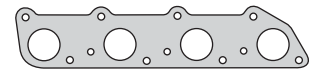
964807



964810



963711



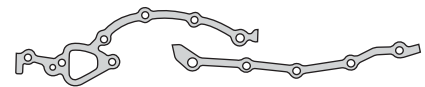
964815



963717

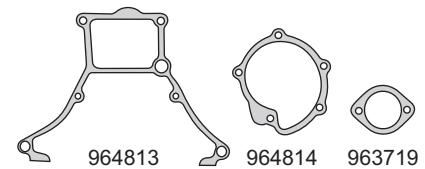


964817



963712

964812



964813

964814

963719



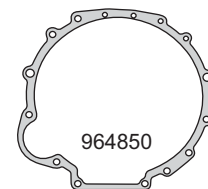
964827

964828

961940



G 8.5 x 2.4



964850



R520811S



R520812S



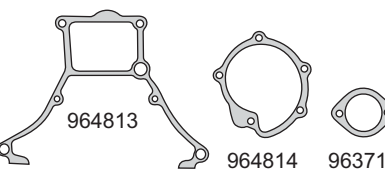
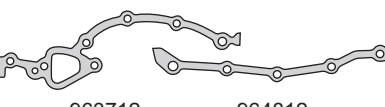
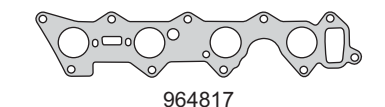
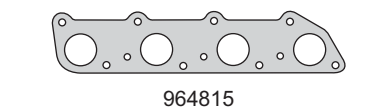
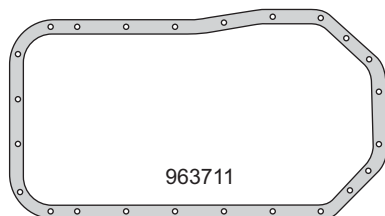
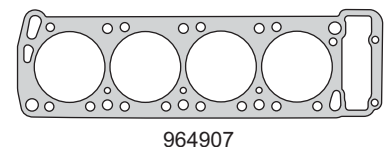
-R910510P

MITSUBISHI

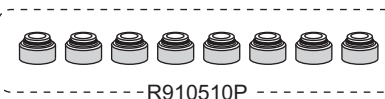
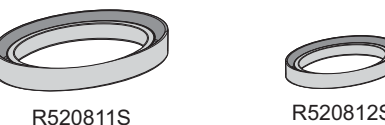
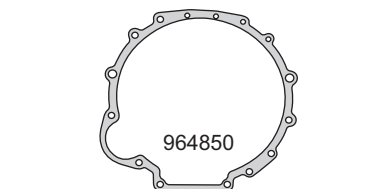


Motor / Engine	Cm ³	HP	Ø
4G54B (SOHC) 8V	2555		91.1

Dodge: Pick Up 1982/...
Mitsubishi: Galant 1982/...



Ø 8.5 x 2.4



Nº OE	Descripción / Description	Mat.	Ref.
	Jgo. de juntas para motor		964900-R
	Junta tapa cilindros Ø 93.0 ± 1.70	NFT	1 964907
	Junta tapa válvulas superior	GS	1 964810
	Junta para cárter	CG	1 963711
	Junta distribución	NB	1 963712
	Junta distribución	NB	1 964812
	Placa distribución	NB	1 964813
	Bomba de agua	NB	1 964814
	Múltiple de escape	NFT	1 964815
	Múltiple admisión	NB	1 963717
	Múltiple admisión	NB	1 964817
	Junta termostato	NB	1 963719
	Filtro aceite	NB	1 964827
	Bomba de nafta	NB	2 964828
	Arandela fijación tapa válvulas	GS	2 961940
	Junta diferencial	NB	1 964850
	O´ring G 8.5 x 2.4	GS	4
	Kit de retenes completo		R963700
	Jgo. retén válvulas (8)	P	1 R910510P
	Retén bancada 80 x 96 x 9	S	1 R520811S
	Retén distribución 48 x 68 x 11	S	1 R520812S

MITSUBISHI



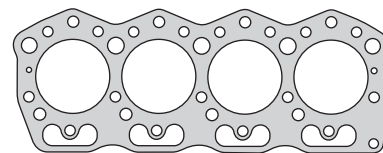
Motor / Engine	Cm ³	HP	Ø
4DR5 (SOHC) 8V	2659	80	92

Mitsubishi: Jeep, Rosa Bus, Canter 1971/81

DIESEL



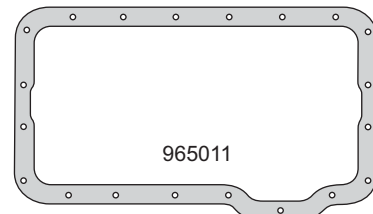
Nº OE	Descripción / Description	Mat.	Ref.
	Jgo. de juntas para motor	●	965000-R
	Junta tapa cilindros Ø 93.5 x 1.70	NFT	1 965007
	Junta tapa válvulas	GS	1 965010
	Junta para cárter	CG	1 965011
	Tapa distribución	NB	1 965012
	Placa distribución	NB	1 965013
	Bomba de agua	NB	1 965014
	Jgo. múltiple escape (2)	FCH	1 965015
	Jgo. múltiple admisión (4)	NB	1 965017
	Salida de escape	FCH	1 964218
	Salida de escape	FCH	1 964218-1
	Junta termostato	NB	1 965019
	Junta	NB	2 965037
	Tapón árbol de levas	AC/GS	1 965038
	Junta	CG	1 965039
	Junta	NB	1 965040
	Junta	NB	1 965041
	Junta	NB	1 965042
	Junta	H	3 965043
	Junta	NB	4 965044
	Cierre bancada	AC/GS	1 965058
	Arandela especial A 9.9 x 16 x 4.6 C	CU	4
	O´ring G 11 x 2.30	GS	1
	O´ring G 53 x 5.5	GS	1
	O´ring G 67 x 2.5	GS	1
	O´ring G 112 x 2.30	GS	1
	Kit de retenes completo		R965000
	Jgo. retén válvulas (8)	P	1 R964210P
	Retén bancada 90 x 113/146 x 16	S	1 R965011S
	Retén distribución 48 x 70 x 12	S	1 R965012S



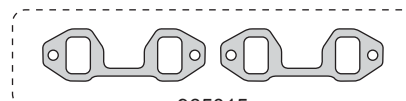
965007



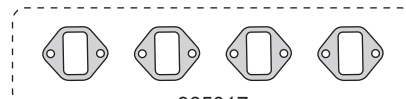
965010



965011



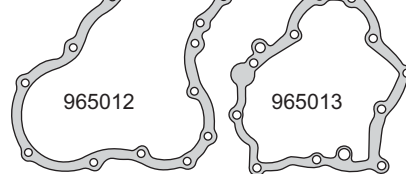
965014



965015



965017



965012

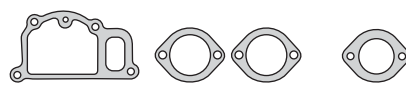
965013



965014

964218

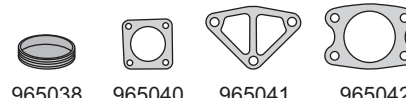
964218-1



965019

965037

965039



965038

965040

965041

965042



965043

965044



G 13 x 2.30

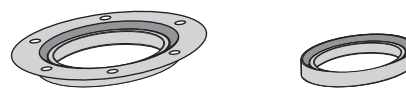
G 53 x 5.5

965058

G 67 x 2.5

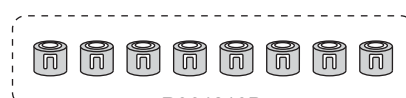


A 9.9 x 16 x 4.6 C



R965011S

R965012S



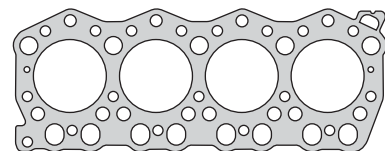
R964210P

MITSUBISHI

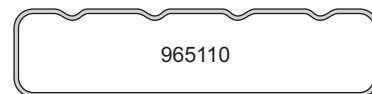


Motor / Engine	Cm ³	HP	Ø
4DR51 (SOHC) 8V	2659 2800	80	92 92
DIESEL			

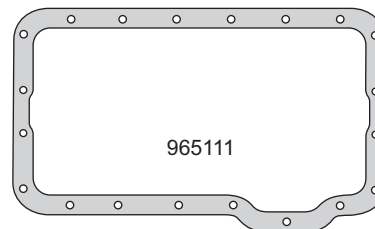
Mitsubishi: Canter Serie FB3 1985/93
Truck 2.8 Serie FB308 1985/89



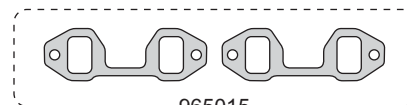
965108



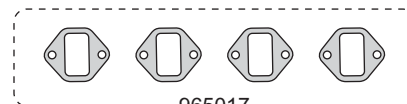
965110



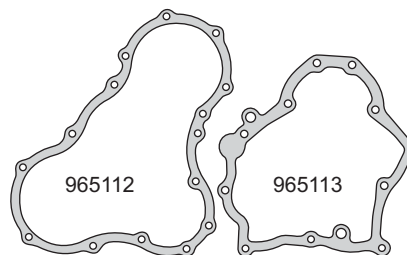
965111



965015

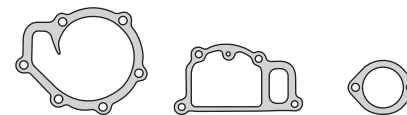


965017

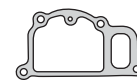


965112

965113



965014



965119



965037




965138

965039

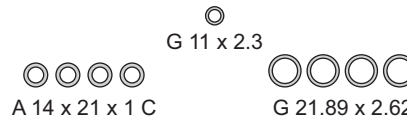
965140

965141



A 7 x 10 x 1.8 C

A 10 x 16 x 1 C

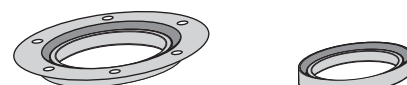


A 14 x 21 x 1 C

G 21.89 x 2.62



G 11 x 2.3



R965011S

R900012S



R910510P

Nº OE	Descripción / Description	Mat.	Ref.
	Jgo. de juntas para motor		965100-R-MLS
	Junta tapa cilindros Ø 93.5 ± 1.30	MLS	1 965108
	Junta tapa válvulas	GS	1 965110
	Junta para cárter	NB	1 965111
	Tapa distribución	NB	1 965112
	Placa distribución	NB	1 965113
	Bomba de agua	NB	1 965014
	Jgo. múltiple escape (2)	FCH	1 965015
	Jgo. múltiple admisión (4)	NB	1 965017
	Junta termostato	NB	1 965119
	Junta	NB	1 965037
	Junta	NB	1 965138
	Junta	CG	1 965039
	Junta	NB	1 965140
	Junta	NB	1 965141
	Anillo A 7 x 10 x 1.8 C	CU	4
	Arandela A 10 x 16 x 1 C	CU	6
	Arandela A 14 x 21 x 1 C	CU	4
	O´ring G 11 x 2.30	GS	1
	O´ring G 21.89 x 2.62	GS	4
	O´ring G 112 x 2.3	GS	1
	Kit de retenes completo		R965100
	Jgo. retén válvulas (8)	P	1 R910510P
	Retén bancada 90 x 113/146 x 16	S	1 R965011S
	Retén distribución 48 x 70 x 9	S	1 R900012S

MITSUBISHI



Motor / Engine **Cm³** **HP** **Ø**

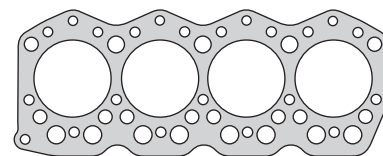
S4E2 **2960** **100**

Mitsubishi: Tractor, Autoelevador


DIESEL



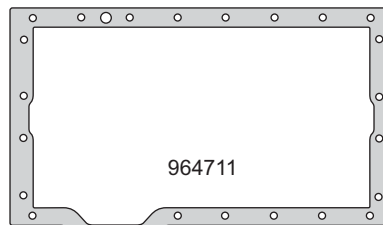
Nº OE	Descripción / Description	Mat.	Ref.
	Jgo. de juntas para motor		965200-R
	Junta tapa cilindros Ø 101.0 ±1.75	NFT 1	965207
	Junta tapa válvulas	GS 1	964710
	Junta para cárter	NB 1	964711
	Tapa distribución	NB 1	964712
	Placa distribución	NB 1	964713
	Bomba de agua	NB 1	964714
	Múltiple escape	NFT 1	964715
	Múltiple admisión	NB 1	964717
	Salida de escape	FCH 1	964718
	Tapa bomba de agua	NB 1	964719
	Junta	NB 1	964732
	Tapa trasera cigueñal	NB 1	964734
	Junta	NB 1	964237
	Junta	NB 1	964740
	Junta	NB 1	964741
	Junta	CG 1	964742
	Junta apoyo filtro de aceite	NB 1	964743
	Junta	NB 1	964744
	Junta	NB 1	964745
	Junta	CG 1	964746
	Arandela especial A 8 x 13.5 x 2	AC/GS 2	
	Arandela especial A 9 x 17.5 x 2.60	AC/GS 2	
	Arandela especial A 11 x 19 x 2.80	AC/GS 2	
	Arandela especial A 8.8 x 18.5 x 3.40	AC/GS 4	
	Anillo G 33 x 42 x 4.4	GS 1	
	Arandela A 10.5 x 14 x 2 C	CU 4	
	Arandela A 12 x 18 x 2 C	CU 1	
	O`ring G 6 x 2	GS 1	
	O`ring G 80 x 2	GS 1	
	O`ring G 113 x 2.2	GS 1	
	Kit de retenes completo		R964700
	Jgo. retén válvulas (8)	P 1	R910510P
	Retén bancada 90 x 115 x 13	S 1	R270111S
	Retén distribución 45 x 68 x 12	S 1	R900612S
	Retén árbol de levas 32 x 48 x 7	S 1	R964213S
	Retén auxiliar 17 x 30 x 7	P 1	R964215P



965207



964710



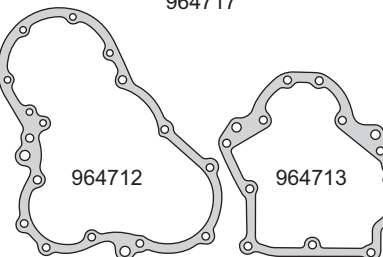
964711



964715



964717



964712

964713



964714



964718



964719



964732



964740



964741



964742



964743



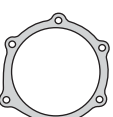
964744



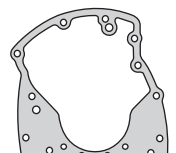
964745



964746



964237



964734



G 80 x 2



R270111S



R900612S



R964213S



R964215P



-R910510P

MITSUBISHI

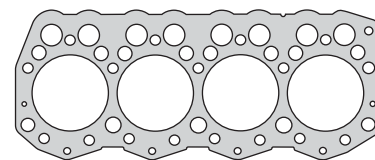


Motor / Engine **Cm³** **HP** **Ø**

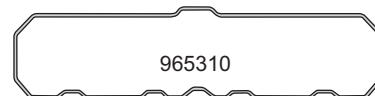
S4S **3331** **39** **94**

Mitsubishi: Tractor, Autoelevador

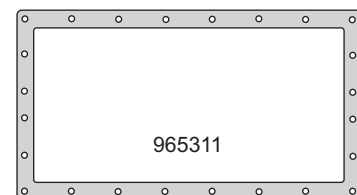
DIESEL



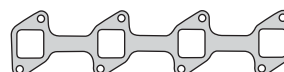
965308



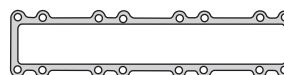
965310



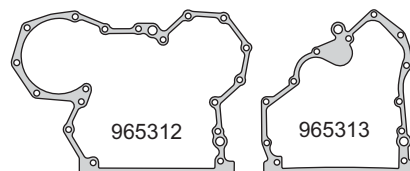
965311



965315



965317



965312

965313

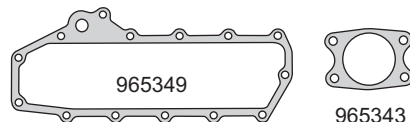


965318

965319

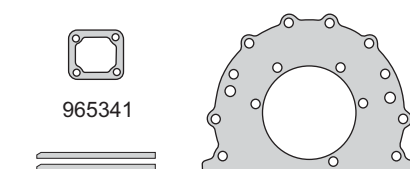
965339

965340



965349

965343



965341

965334



965358



A 12 x 17.5 x 1.5 C

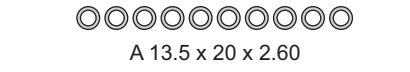


A 28 x 32 x 1 C

A 18.5 x 26 x 1 C



A 12 x 19 x 1 A



A 16.5 x 22 x 1.5 A

A 14.5 x 22 x 1 C



A 13.5 x 20 x 2.60



R270111S

R920612S



R965310P

Nº OE	Descripción / Description	Mat.	Ref.
	Jgo. de juntas para motor		965300-R MLS
	Junta tapa cilindros Ø 95.5 ± 1.00	MLS	1 965308
	Junta tapa válvulas	GS	1 965310
	Junta para cárter	NB	1 965311
	Junta distribución	NB	1 965312
	Tapa distribución	NB	1 965313
	Múltiple escape	FCH	1 965315
	Múltiple admisión	NB	1 965317
	Salida de escape	NB	1 965318
	Placa bomba de agua	NB	1 965319
	Tapa trasera cigüeñal	NB	1 965334
	Junta	NB	1 965339
	Junta	NB	1 965340
	Junta salida turbo	NB	1 965341
	Junta apoyo filtro aceite	NB	1 965343
	Junta tapa inspección	NB	1 965349
	Cierre bancada	AC/GS	2 965358
	Arandela A 18.5 x 26 x 1 C	CU	1
	Arandela A 28 x 32 x 1 C	CU	1
	Arandela A 14.5 x 22 x 1 C	CU	1
	Arandela A 12 x 17.5 x 1.5 C	CU	4
	Arandela A 12 x 19 x 1 A	AL	4
	Arandela A 16.50 x 22 x 1.5 A	AL	2
	Arandela especial A 9 x 17.5 x 2.60	AC/GS	2
	Arandela especial A 13.5 x 20 x 2.60	AC/GS	10
	O´ring G 11 x 2.20	GS	1
	O´ring G 20 x 2.50	GS	3
	O´ring G 60 x 2	GS	1
	O´ring G 80 x 2.50	GS	1
	O´ring G 117 x 2	GS	1
	O´ring G 140 x 2	GS	2
	Kit de retenes completo		R965300
	Jgo. retén válvulas (8)	P	1 R965310P
	Retén bancada 90 x 115 x 13	S	1 R270111S
	Retén distribución 55 x 78 x 12	S	1 R920612S

MITSUBISHI



Motor / Engine **Cm³** **HP** **Ø**

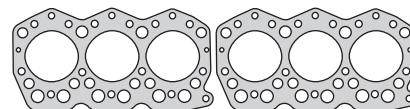
S6E **3900**

Mitsubishi: Tractor, Autoelevador

DIESEL



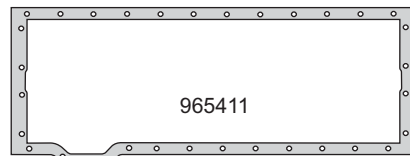
Nº OE	Descripción / Description	Mat.	Ref.
	Jgo. de juntas para motor		965400-R
	Junta tapa cilindros Ø 96.0 x 1.70	GFT 2	965407
	Junta tapa válvulas	GS 2	965410
	Junta para cárter	CG 1	965411
	Tapa distribución	NB 1	964712
	Placa distribución	NB 1	964713
	Bomba de agua	NB 1	964714
	Jgo. múltiple escape (4)	NFT 1	965415
	Jgo. múltiple escape (4)	NFT 1	965415-1
	Jgo. múltiple admisión (2)	NB 1	965417
	Salida de escape	FCH 1	964718
	Tapa bomba de agua	NB 1	964719
	Junta	NB 1	965432
	Tapa trasera cigueñal	NB 1	964734
	Junta	NB 6	965435
	Junta	NB 1	964237
	Junta	NB 1	964740
	Junta	NB 1	964741
	Junta	CG 1	964742
	Junta apoyo filtro de aceite	NB 1	964743
	Junta	NB 1	964744
	Junta	NB 1	964745
	Junta	CG 1	964746
	Arandela especial A 8 x 13.5 x 2	AC/GS 2	
	Arandela especial A 9 x 17.5 x 2.60	AC/GS 2	
	Arandela especial A 11 x 19 x 2.80	AC/GS 2	
	Arandela especial A 8.80 x 18.5 x 3.40	AC/GS 6	
	Anillo G 33 x 42 x 4.4	GS 1	
	Arandela A 10.5 x 14 x 2 C	CU 6	
	Arandela A 12 x 18 x 2 C	CU 1	
	O`ring G 6 x 2	GS 1	
	O`ring G 80 x 2	GS 1	
	O`ring G 113 x 2.2	GS 1	
	Kit de retenes completo		R965400
	Jgo. retén válvulas (12)	P 1	R965410P
	Retén bancada 90 x 115 x 13	S 1	R270111S
	Retén distribución 45 x 68 x 12	S 1	R900612S
	Retén árbol de levas 32 x 48 x 7	S 1	R964213S
	Retén auxiliar 17 x 30 x 7	P 1	R964215P



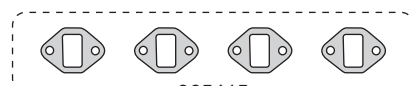
965407



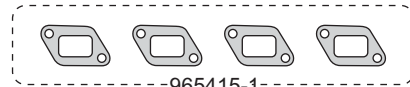
965410



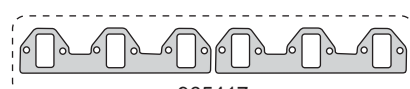
965411



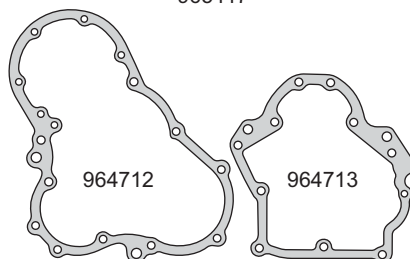
965415



965415-1

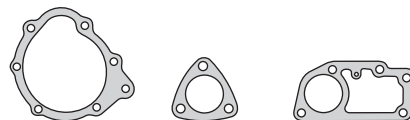


965417



964712

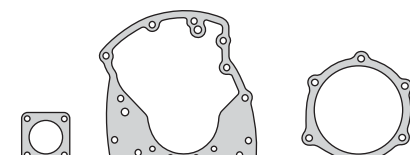
964713



964714

964718

964719



965432

964734

964237



965435

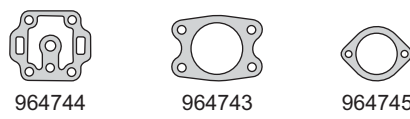


964740

964741

964742

964746



964744

964743

964745



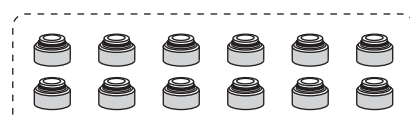
R270111S



R900612S

R964213S

R964215P



R965410P

MITSUBISHI



Motor / Engine **Cm³** **HP** **Ø**

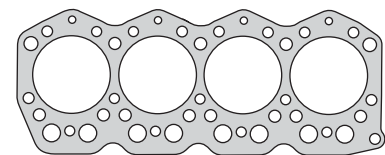
S4K **4249** **102**

Mitsubishi: Tractor

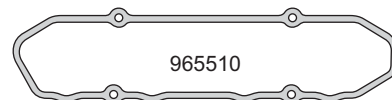
DIESEL



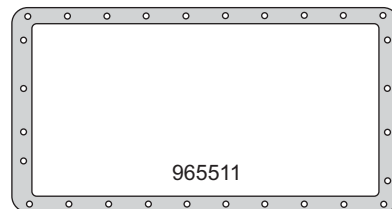
Nº OE	Descripción / Description	Mat.	Ref.
	Jgo. de juntas para motor		965500
	Junta tapa cilindros Ø 103.5 ± 1.70	NFT 1	965507
	Junta tapa válvulas	GS 1	965510
	Junta para cárter	NB 1	965511
	Tapa distribución	NB 1	965512
	Placa distribución	NB 1	965513
	Bomba de agua	NB 1	965514
	Jgo. múltiple escape (4)	AC 1	965515
	Múltiple admisión	NB 1	965517
	Salida de escape	AC 1	965518
	Salida de escape	FCH 1	964718
	Junta	CG 1	965527
	Junta base chupador aceite	NB 1	965528
	Junta filtro aceite	NB 1	965529
	Tapa trasera cigüeñal	NB 1	965534
	Junta	NB 1	965535
	Junta	NB 1	965537
	Tubo salida de escape	AC 1	965538
	Junta	NB 1	965539
	Junta	NB 1	965540
	Junta	NB 1	965541
	Junta	NB 1	965542
	Junta enfriador aceite	NB 2	965543
	Junta	NB 1	965544
	Arandela A 7.5 x 15.5 x 1 C	CU 4	
	Arandela A 10 x 16 x 1 C	CU 2	
	Arandela A 14 x 20 x 1 C	CU 1	
	Arandela A 22 x 34 x 1 C	CU 1	
	Arandela especial A 5.5 x 11 x 2	AC/GS 8	
	Arandela especial A 8 x 13.5 x 2	AC/GS 2	
	Arandela especial A 9.5 x 16 x 2	AC/GS 5	
	Arandela especial A 13.5 x 20 x 2.30	AC/GS 10	
	Arandela especial A 16 x 23 x 2	AC/GS 2	
	Anillo G 41 x 51 x 4.8	GS 1	
	O´ring G 140 x 2	GS 2	
	O´ring G 110 x 2	GS 1	
	O´ring G 80 x 2	GS 1	
	O´ring G 75 x 2	GS 1	
	O´ring G 41 x 4	GS 2	
	O´ring G 28.17 x 3.53	S 2	
	O´ring G 25 x 3	S 1	
	O´ring G 25.5 x 3	GS 1	
	O´ring G 9.19 x 2.62	GS 1	
	O´ring G 10 x 2	GS 1	



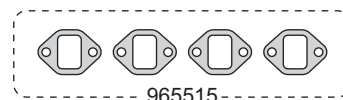
965507



965510



965511



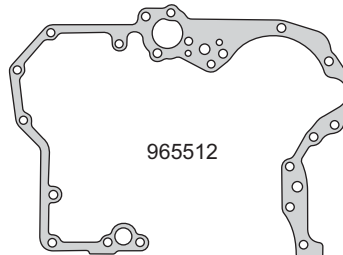
965512



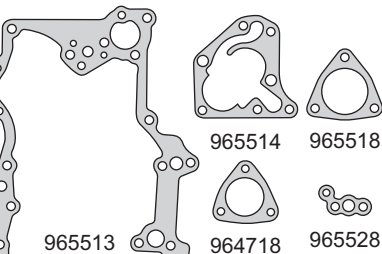
965513



965514



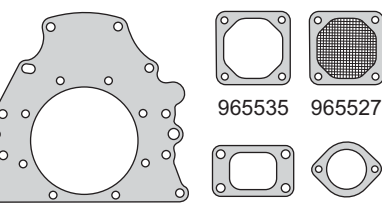
965515



965517



965518



965527




965528



965529



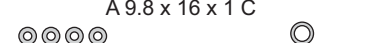
965534



965535



965537




965538



965539



965540



965541



965542



965543

965544

A 9.8 x 16 x 1 C

A 7.4 x 15.5 x 1 C

A 13.8 x 20 x 1 C

A 21.8 x 34 x 1 C

MITSUBISHI



Motor / Engine Cm³ HP Ø

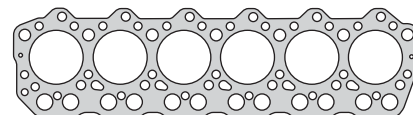
6D31T 4948 145 100

Mitsubishi: Canter 1992/96

DIESEL



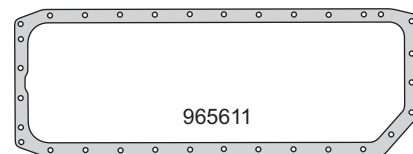
Nº OE	Descripción / Description	Mat.	Ref.
	Jgo. de juntas para motor		● 965600-R MLS
	Junta tapa cilindros Ø 101.5 ±1.50	MLS	1 965608
	Junta tapa válvulas	GS	1 965610
	Junta para cárter	NB	1 965611
	Tapa distribución	NB	1 965612
	Jgo. múltiple escape (6)	AC	1 965615
	Jgo. múltiple admisión (6)	NB	1 965617
	Salida de escape	AC	1 965618
	Junta	CG	1 965627
	Distribuidor de aceite radiador	SLS	1 965629
	Caja termostato	NB	1 965632
	Porta retén bancada trasera	NB	1 965634
	Arandela cónica pico inyector	CU	6 962136
	Chupador aceite	NB	1 965637
	Arandela A 10.5 x 16 x 1 C	CU	15
	Arandela A 14 x 20 x 1 A	AL	4
	Arandela A 18 x 28 x 1.50 C	CU	1
	Arandela A 20 x 28 x 1 C	CU	3
	Arandela A 27 x 36 x 1.50 C	CU	2
	Anillo G 22 x 30 x 5.60	S	2
	Anillo G 22 x 27 x 3.50	S	1
	Anillo G 25 x 30 x 3.50	S	1
	O´ring G 9 x 2	GS	1
	O´ring G 14 x 2.5	GS	1
	O´ring G 17 x 3	S	1
	O´ring G 21.82 x 3.53	GS	1
	O´ring G 50 x 3	GS	1
	O´ring G 98 x 3.2	GS	1
	O´ring G 134 x 3	GS	1
	Kit de retenes completo		R965600
	Jgo. retén válvulas (12)	P	1 R965610P
	Retén bancada 100 x 124/158 x 14.5	S	1 R965611S
	Retén distribución 55 x 78 x 8	S	1 R965612S



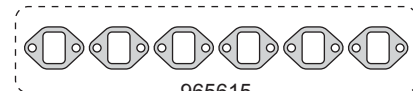
965608



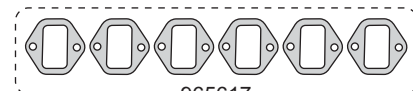
965610



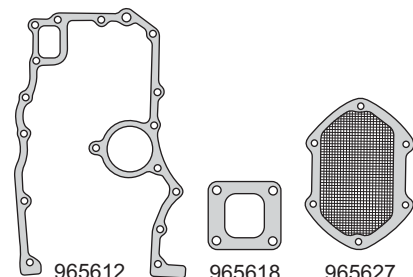
965611



965615



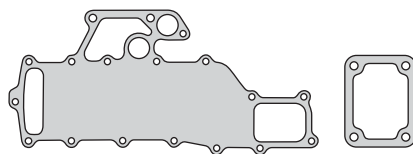
965617



965612

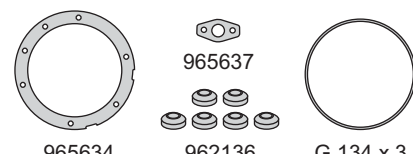
965618

965627



965629

965632



965634

965637

962136

G 134 x 3



G 50 x 3

G 98 x 3.2

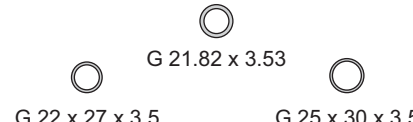
G 17 x 3



G 14 x 2.5

G 22 x 30 x 5.6

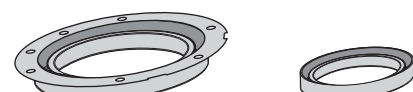
G 9 x 2



G 21.82 x 3.53

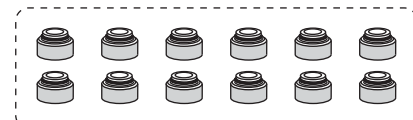
G 22 x 27 x 3.5

G 25 x 30 x 3.5



R965611S

R965612S



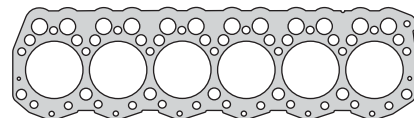
R965610P

MITSUBISHI




Motor / Engine	Cm ³	HP	Ø
S6S	4996		
DIESEL			

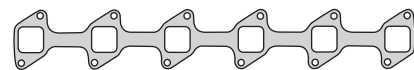
Mitsubishi: Tractor, Autoelevador



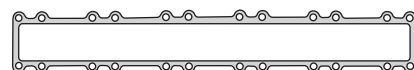
965708



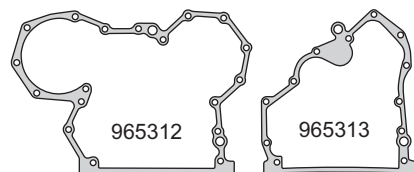
965710



965715

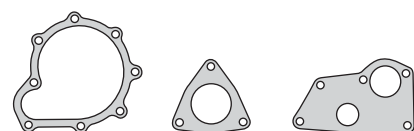


965717



965312

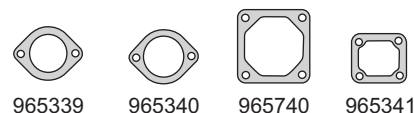
965313



965714

965318

965319



965339

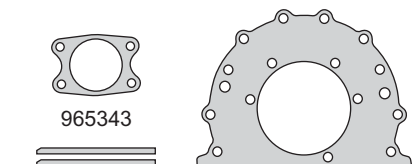
965340

965740

965341



965749



965343

965358

965334

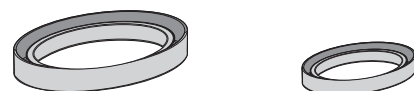
A 12 x 17.5 x 1.5 C

A 20.5 x 27 x 1 C A 18 x 25 x 1 C

A 12 x 19 x 1 A

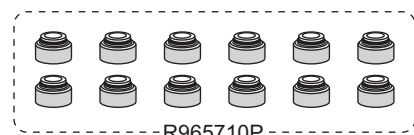
A 16.5 x 22 x 1.5 A A 20.5 x 31 x 1 C

A 13.8 x 20 x 2.20



R270111S

R920612S



R965710P

Nº OE	Descripción / Description	Mat.	Ref.
	Jgo. de juntas para motor		● 965700-R MLS
	Junta tapa cilindros Ø 95.5 ± 1.00	MLS	1 965708
	Sellador líquido - caucho de silicona		TRN0280R
	Junta tapa válvulas	GS	1 965710
	Junta distribución	NB	1 965312
	Tapa distribución	NB	1 965313
	Bomba de agua	NB	1 965714
	Múltiple escape	FCH	1 965715
	Múltiple admisión	NB	1 965717
	Salida de escape	NB	1 965318
	Placa bomba de agua	NB	1 965319
	Tapa trasera cigüeñal	NB	1 965334
	Junta	NB	1 965339
	Junta	NB	1 965340
	Junta tapa	NB	1 965740
	Junta salida turbo	NB	1 965341
	Junta apoyo filtro aceite	NB	1 965343
	Junta tapa inspección	NB	1 965749
	Cierre bancada	AC/GS	2 965358
	Arandela A 18 x 25 x 1 C	CU	1
	Arandela A 20.5 x 27 x 1 C	CU	1
	Arandela A 20.5 x 31 x 1 C	CU	1
	Arandela A 12 x 17.5 x 1.5 C	CU	6
	Arandela A 12 x 19 x 1 A	AL	6
	Arandela A 16.50 x 22 x 1.5 A	AL	1
	Arandela especial A 8 x 13.5 x 2	AC/GS	1
	Arandela especial A 9.5 x 16 x 2	AC/GS	4
	Arandela especial A 13.5 x 20 x 2.20	AC/GS	10
	O´ring G 11 x 2.40	GS	1
	O´ring G 20 x 2.40	GS	1
	O´ring G 60 x 2	GS	1
	O´ring G 80 x 2	GS	1
	O´ring G 140 x 2	GS	2
	Kit de retenes completo		R965700
	Jgo. retén válvulas (12)	P	1 R965710P
	Retén bancada 90 x 115 x 13	S	1 R270111S
	Retén distribución 55 x 78 x 12	S	1 R920612S

MITSUBISHI



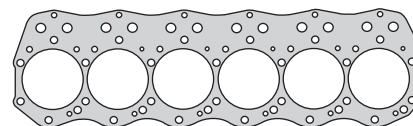
Motor / Engine	Cm ³	HP	Ø
6D14T (OHV) 12V	6557		110

Mitsubishi: 6000 Bus, 6000 Truck 1984/92
(FK115/FK215/FK415/FK425/FK515)



DIESEL

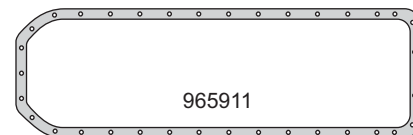
Nº OE	Descripción / Description	Mat.	Ref.
	Jgo. de juntas para motor	●	965900-R
	Junta tapa cilindros Ø 123.5 x 2.20	NFT	1 965907
	Junta tapa válvulas	GS	1 965910
	Junta para cárter	NB	1 965911
	Tapa distribución	NB	1 965912
	Placa distribución	NB	1 965913
	Bomba de agua	NB	1 965914
	Múltiple de escape	AC	1 965915
	Múltiple admisión	NFT	1 965917
	Salida de escape a turbo	NB	1 965918
	Junta	CG	1 965627
	Filtro aceite	NB	1 965929
	Bancada trasera	NB	1 965934
	Junta	NB	3 965937
	Junta	NB	2 965938
	Junta	NB	1 965939
	Junta	NB	1 965940
	Junta	NB	1 965941
	Junta escape a turbo	NB	1 965945
	O´ring G 9 x 2	GS	2
	O´ring G 17.12 x 2.62	GS	2
	O´ring G 40 x 3	GS	1
	O´ring G 18.72 x 2.62	S	2
	O´ring G 13.94 x 2.62	S	4
	O´ring G 23.47 x 2.62	S	1
	O´ring G 25.5 x 2.15	S	6
	O´ring G 20.30 x 2.62	S	2
	O´ring G 89 x 3.10	GS	2
	O´ring G 120.24 x 3.53	GS	1
	O´ring G 135 x 3.10	GS	1
	O´ring G 140 x 3	S	1
	Anillo G 16.5 x 24.5 x 5.6	S	4
	Arandela A 10 x 18 x 1	CU	6
	Kit de retenes completo		R965900
	Jgo. retén válvulas (12)	P	1 R965610P
	Retén bancada 100 x 125/134 x 12.5	S	1 R965911S
	Retén distribución 72 x 94 x 12	S	1 R965812S



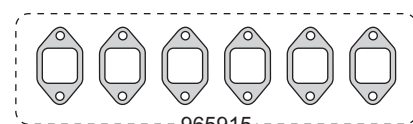
965907



965910



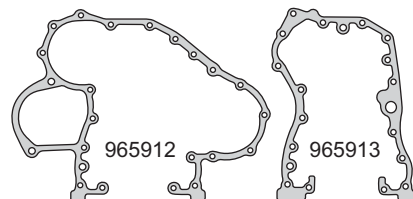
965911



965915

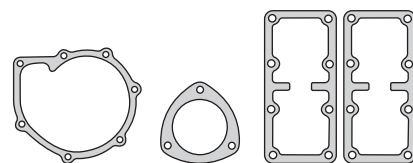


965917



965912

965913



965914

965918

965928



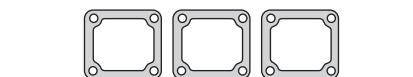
965929



965627

965934

965945



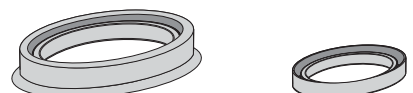
965937



965939

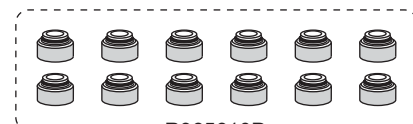
965940

965941



R965911S

R965812S



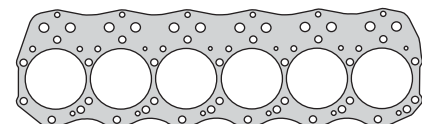
R965610P

MITSUBISHI



Motor / Engine	Cm ³	HP	Ø
6D15 (OHV) 12V	6919	131	118
DIESEL			

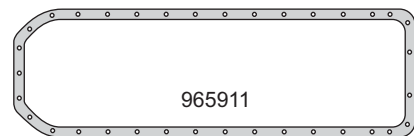
Mitsubishi: 6900 Bus 1982/88
(MK116F/MM116H/MM516H)
6900 Truck 1984/92
(FK116/FK215/FK216/FM316)



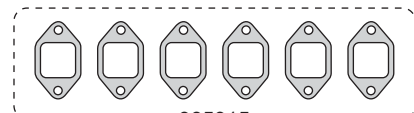
966007



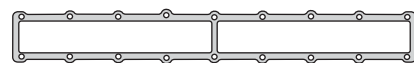
966010



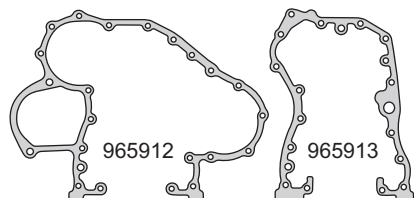
965911



965915

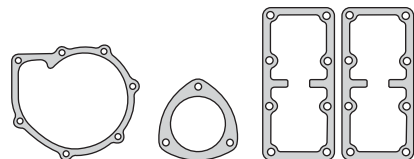


965917



965912

965913



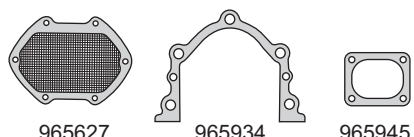
965914

965918

965938



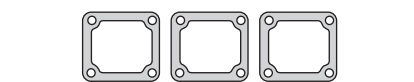
965929



965627

965934

965945



965937



965939

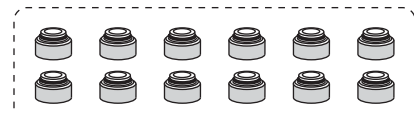
965940

965941



R966011S

R965812S



R965610P

Nº OE	Descripción / Description	Mat.	Ref.
	Jgo. de juntas para motor		966000-R
	Junta tapa cilindros Ø 126.0 ± 2.30	NFT	1 966007
	Junta tapa válvulas	GS	1 966010
	Junta para cárter	NB	1 965911
	Tapa distribución	NB	1 965912
	Placa distribución	NB	1 965913
	Bomba de agua	NB	1 965914
	Múltiple de escape	AC	1 965915
	Múltiple admisión	NFT	1 965917
	Salida de escape a turbo	NB	1 965918
	Junta	CG	1 965627
	Filtro aceite	NB	1 965929
	Bancada trasera	NB	1 965934
	Junta	NB	3 965937
	Junta	NB	2 965938
	Junta	NB	1 965939
	Junta	NB	1 965940
	Junta	NB	1 965941
	Junta escape a turbo	NB	1 965945
	O´ring G 9 x 2	GS	2
	O´ring G 17.12 x 2.62	GS	2
	O´ring G 40 x 3	GS	1
	O´ring G 18.72 x 2.62	S	2
	O´ring G 13.94 x 2.62	S	4
	O´ring G 23.47 x 2.62	S	1
	O´ring G 25.5 x 2.15	S	6
	O´ring G 20.3 x 2.62	S	2
	O´ring G 89 x 3.10	GS	2
	O´ring G 120.24 x 3.53	S	1
	O´ring G 135 x 3.10	GS	1
	O´ring G 140 x 3	S	1
	Anillo G 16.5 x 24.5 x 5.6	S	4
	Arandela A 10 x 18 x 1	CU	6
	Kit de retenes completo		R966000
	Jgo. retén válvulas (12)	P	1 R965610P
	Retén bancada 105 x 125 x 11.7	S	1 R966011S
	Retén distribución 72 x 94 x 12	S	1 R965812S

MITSUBISHI

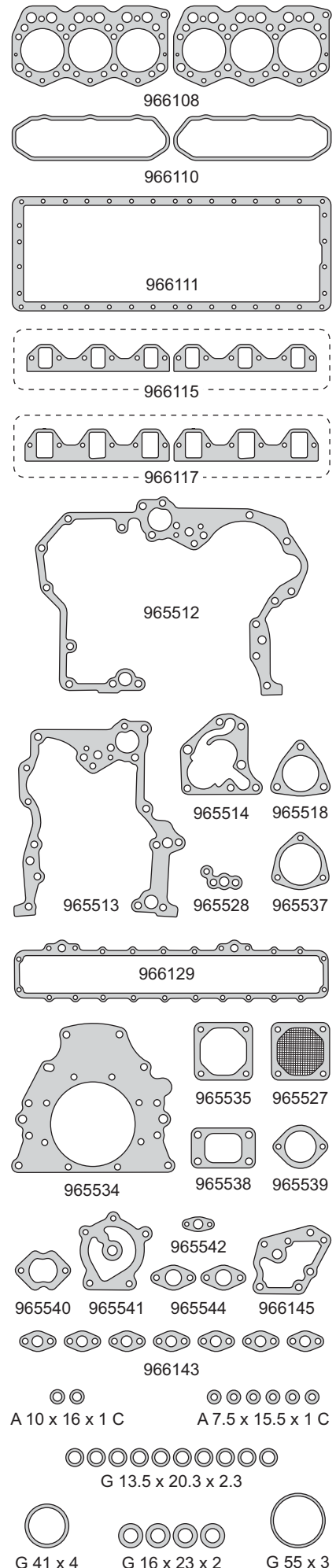


Motor / Engine	Cm ³	HP	Ø
S6KT	6380		102
DIESEL			

Mitsubishi: Tractor, Autoelevador



Nº OE	Descripción / Description	Mat.	Ref.
	Jgo. de juntas para motor		● 966100 MLS
	Junta tapa cilindros Ø 103.0 ± 1.30	MLS 2	966108
	Junta tapa válvulas	GS 2	966110
	Junta para cárter	NB 1	966111
	Tapa distribución	NB 1	965512
	Placa distribución	NB 1	965513
	Bomba de agua	NB 1	965514
	Jgo. múltiple escape (2)	AC 1	966115
	Jgo. múltiple admisión (2)	NB 1	966117
	Salida de escape	AC 1	965518
	Junta	CG 1	965527
	Junta base chupador aceite	NB 1	965528
	Junta filtro aceite	NB 1	966129
	Tapa trasera cigüeñal	NB 1	965534
	Junta	NB 1	965535
	Junta	NB 1	965537
	Tubo salida de escape	AC 1	965538
	Junta	NB 1	965539
	Junta	NB 1	965540
	Junta	NB 1	965541
	Junta	NB 1	965542
	Junta	NB 7	966143
	Junta	NB 2	965544
	Junta	NB 1	966145
	Arandela A 7.5 x 15.5 x 1 C	CU 6	
	Arandela A 10 x 16 x 1 C	CU 2	
	Arandela A 16.5 x 22 x 1.50 A	AL 1	
	Arandela A 22.5 x 31.5 x 1.50 C	CU 1	
	Arandela A 25 x 34 x 1.50 C	CU 1	
	Arandela especial A 5.5 x 11 x 2	AC/GS 14	
	Arandela especial A 8 x 13.5 x 2	AC/GS 5	
	Arandela especial A 9.5 x 16 x 2	AC/GS 1	
	Arandela especial A 13.5 x 20 x 2.30	AC/GS 10	
	Arandela especial A 16 x 23 x 2	AC/GS 4	
	Anillo G 41 x 51 x 4.8	GS 1	
	O´ring G 140 x 2	GS 2	
	O´ring G 110 x 2	GS 1	
	O´ring G 80 x 2	GS 1	
	O´ring G 75 x 2	GS 1	
	O´ring G 41 x 4	GS 1	
	O´ring G 28.17 x 3.53	S 2	
	O´ring G 55 x 3	GS 1	
	O´ring G 24 x 3	S 1	
	O´ring G 11 x 2.5	GS 1	



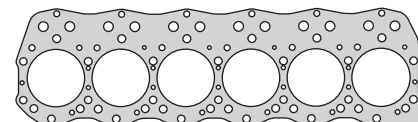
MITSUBISHI



Motor / Engine **Cm³** **HP** **Ø**
6D16A **7545** **118**

Mitsubishi: Bus, Truck (FK416/FK516) 1988/...

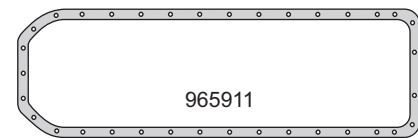
DIESEL



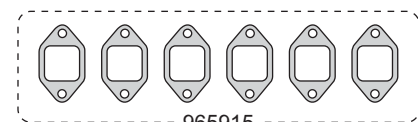
966207



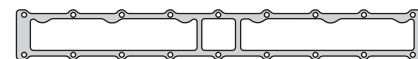
965910



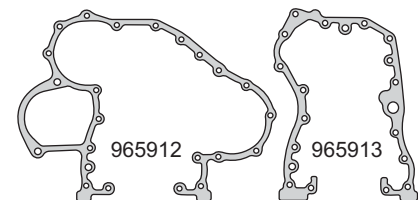
965911



965915

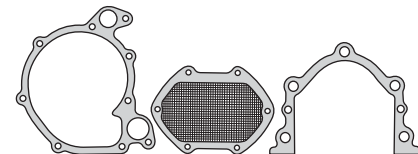


966217



965912

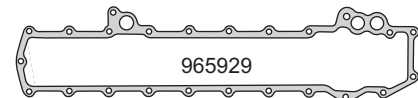
965913



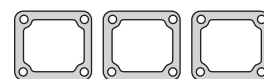
966214

965627

965934



965929



965937

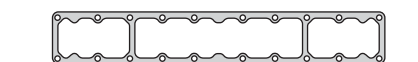


965939

965940

965941

966242



966249



A 10 x 16 x 1 C



A 9 x 18 x 1 C



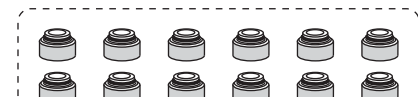
A 20 x 28 x 1 C



R966211S



R965812S



R965610P

Nº OE	Descripción / Description	Mat.	Ref.
	Jgo. de juntas para motor		966200-R
	Junta tapa cilindros Ø 119.0 ± 2.10	NFT	1 966207
	Junta tapa válvulas	GS	1 965910
	Junta para cárter	NB	1 965911
	Tapa distribución	NB	1 965912
	Placa distribución	NB	1 965913
	Bomba de agua	NB	1 966214
	Múltiple de escape	AC	1 965915
	Múltiple admisión	NFT	1 966217
	Junta	CG	1 965627
	Filtro aceite	NB	1 965929
	Bancada trasera	NB	1 965934
	Junta	NB	3 965937
	Junta	NB	1 965939
	Junta	NB	1 965940
	Junta	NB	1 965941
	Junta	NB	1 966242
	Junta tapa inspección	NB	1 966249
	Arandela A 9 x 18 x 1 C	CU	6
	Arandela A 10 x 16 x 1 C	CU	8
	Arandela A 18.5 x 28 x 1 C	CU	1
	Arandela A 20 x 28 x 1 C	CU	2
	Arandela A 36 x 48 x 1.5 C	CU	1
	Arandela A 14 x 21 x 1 A	AL	8
	Anillo G 16 x 24 x 5.6	S	4
	Anillo G 22.5 x 31 x 5.7	S	1
	O´ring G 9 x 2	GS	2
	O´ring G 9.19 x 2.62	GS	2
	O´ring G 14.5 x 2.5	S	1
	O´ring G 17.12 x 2.62	S	1
	O´ring G 20.3 x 2.62	S	1
	O´ring G 21.82 x 3.53	GS	2
	O´ring G 60 x 3	GS	1
	O´ring G 62 x 2	GS	1
	O´ring G 88 x 3.10	S	2
	O´ring G 90 x 2.80	S	1
	O´ring G 140 x 2	GS	1
	O´ring G 135 x 3.10	GS	2
	Kit de retenes completo		R966200
	Jgo. retén válvulas (12)	P	1 R965610P
	Retén bancada 108 x 140/180 x 17	S	1 R966211S
	Retén distribución 72 x 94 x 12	S	1 R965812S

MITSUBISHI



Motor / Engine **Cm³** **HP** **Ø**

6D22T
(OHV) 12V

11149

260/310


93

Mitsubishi: Camión FP418/FV418/FS428
Bus FB418 T850 1988/...



DIESEL

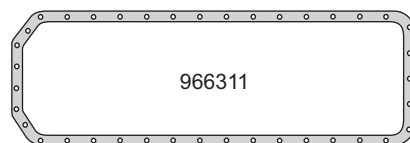
Nº OE	Descripción / Description	Mat.	Ref.
	Jgo. de juntas para motor		966300-R MLS
	Junta tapa cilindros Ø 95.5 x 2.10	MLS 6	966308
	Junta tapa válvulas	GS 6	966310
	Junta para cárter	CG 1	966311
	Junta distribución	NB 1	966312
	Tapa distribución	NB 1	966313
	Jgo. múltiple escape (6)	AC 1	966315
	Jgo. múltiple admisión (6)	NB 1	966317
	Salida de escape	AC 1	966318
	Junta	CG 1	966327
	Filtro aceite	NB 1	966329
	Junta	NB 1	966331
	Junta	CG 1	966332
	Junta	NB 1	966333
	Bancada trasera	NB 1	966334
	Junta	NB 1	966335
	Junta	NB 2	966336
	Junta	NB 2	966337
	Junta	NB 1	966338
	Junta	NB 1	966339
	Junta	CG 1	966340
	Junta	NB 6	966341
	Junta	NB 1	966342
	Junta	CG 1	966343
	Junta	NB 1	966344
	Junta	NB 1	966345
	Tapa inspección	NB 3	966349
	Anillo G 24 x 32 x 4	S 4	
	O´ring G 17.12 x 2.62	GS 1	
	O´ring G 8.5 x 1.9	GS 1	
	O´ring G 9.19 x 2.62	GS 2	
	O´ring G 15 x 2.4	GS 2	
	O´ring G 17.17 x 1.78	S 6	
	O´ring G 34 x 3.1	GS 3	
	O´ring G 13.94 x 2.62	S 6	
	O´ring G 25.5 x 2.1	S 6	
	O´ring G 23.39 x 3.53	S 2	
	O´ring G 24 x 2.5	S 1	
	O´ring G 74 x 3.5	GS 1	
	O´ring G 64 x 3	GS 1	
	O´ring G 81 x 2.5	GS 1	
	O´ring G 88.57 x 2.62	GS 1	
	O´ring G 72.62 x 3.53	S 1	
	O´ring G 120 x 3.40	GS 1	
	O´ring G 155 x 3.6	S 1	
	Arandela A 10 x 18 x 1C	CU 6	
	Kit de retenes completo		R966300
	Jgo. retén válvulas (12)	P 1	R966310P
	Retén bancada 135 x 157.4 x 12.5	S 1	R966311S
	Retén distribución 101 x 125/130 x 13.5/21.5	S 1	R966312S



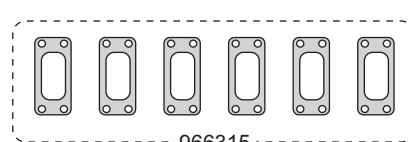
966308



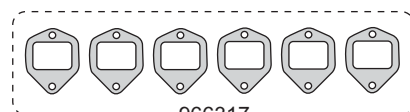
966310



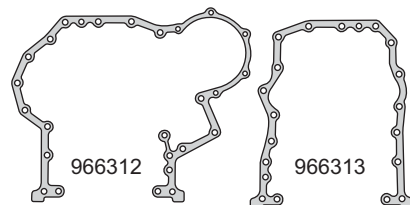
966311



966315




966317



966312

966313

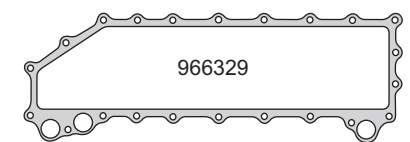


966318

966327

966331

966332



966329



966335

966336

966337

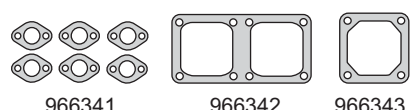
966338



966333

966339

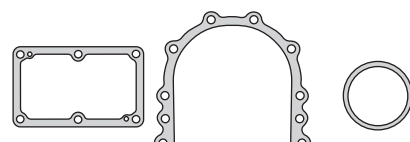
966340



966341

966342

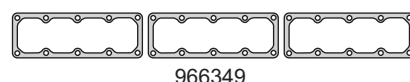
966343



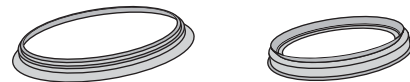
966344

966334

966345

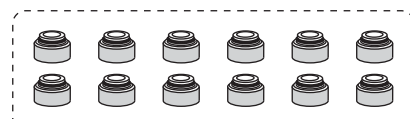


966349



R966311S

R966312S



R966310P

MITSUBISHI

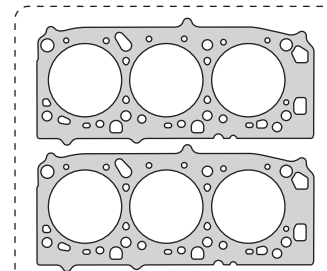


Motor / Engine	Cm ³	HP	Ø
6G75 (SOHC) V6 24V	3828	215/250	95

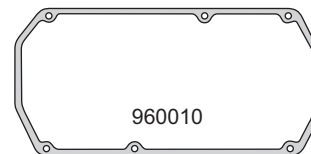

Mitsubishi: Montero, Endeavor 2003/...
Pajero 2007/..., Eclipse 2008/...



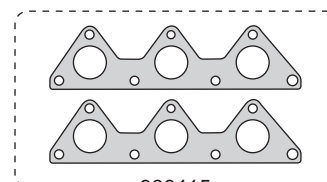
Nº OE	Descripción / Description	Mat.	Ref.
	Jgo. de juntas para motor		● 966400-R-MLS
	Jgo. junta tapa cilin. Ø 96 ± 0.40 (2)	MLS 1	966408
	Jgo. tornillos tapa cilindros		B960000
	Sellador líquido - caucho de silicona		TRN0085G
	Junta tapa válvulas	GS 2	960010
	Tapa distribución	NB 1	966412
	Placa distribución	NB 1	966413
	Jgo. múltiple escape (2)	FCH 1	966415
	Jgo. múltiple admisión (2)	SLS 1	966417
	Salida de escape	GFT 1	966418
	Junta filtro aceite	NB 1	966427
	Junta entre colectores	SLS 1	966429
	Junta entrada admisión	NB 1	960030
	Junta bomba aceite	NB 1	966431
	Junta transmisión	NB 1	966432
	Junta recuperador gases	GFT 1	966433
	Junta	NB 1	966435
	Junta EGR	NB 2	966434
	Guarnición cónica bujias G 24 x 37 x 42 x 16	AC/GS 6	960038
	Junta	NB 1	966440
	Arandela especial tapón cárter A 14 x 20 x 2 C	CN 1	
	Arandela A 13.8 x 20 x 1.25 A	AL 1	
	Anillo G 9 x 16 x 5.50	GS 6	
	O´ring G 5.28 x 1.78	GS 1	
	O´ring G 7.65 x 1.80	GS 12	
	O´ring G 12 x 2	GS 2	
	O´ring G 15.54 x 2.62	GS 2	
	O´ring G 17.12 x 2.62	GS 1	
	O´ring G 34 x 4	GS 1	
	O´ring G 42 x 4	GS 1	
	Kit de retenes completo		R966400
	Jgo. retén válvulas (24)	P 1	R960010P
	Retén bancada 91 x 111 x 7.5	P 1	R966411P
	Retén distribución 36 x 50 x 6	P 1	R966412P
	Retén árbol de levas 35 x 50 x 8	P 2	R960013P



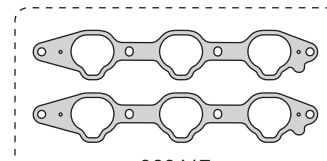
966408



960010



966415



966417



966429



966412

966413



966418

966427

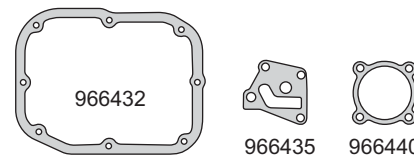
960030



966431

966434

966433



966432

966435

966440




960038



R966411P

R966412P

R960013P



R960010P

MITSUBISHI



Motor / Engine **Cm³** **HP** **Ø**

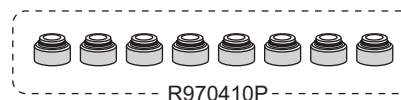
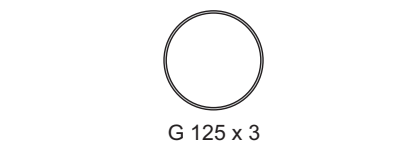
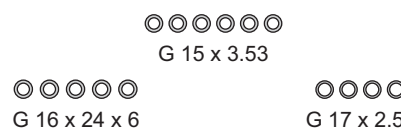
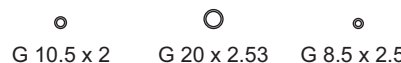
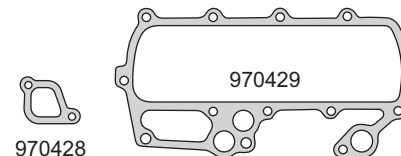
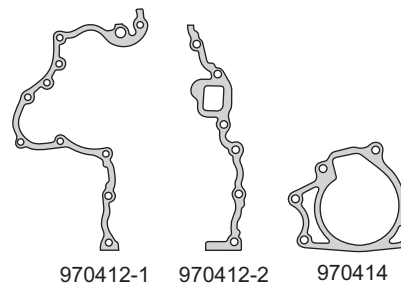
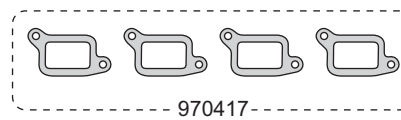
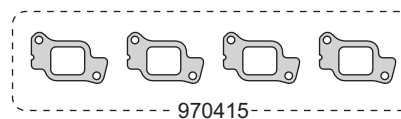
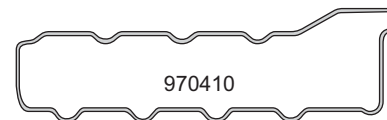
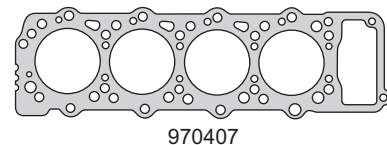
4M40TD
(SOHC) 8V **2835** **125** **95**

Mitsubishi: Nativa TD 1999/...
Montero, Pajero, Shogun TDI 1995/...

DIESEL



Nº OE	Descripción / Description	Mat.	Ref.
ME 996511	Jgo. de juntas para motor	●	970400-R
ME 200753	Junta tapa de cilindros Ø 96.0 \pm 1.60	NFT	1 970407
	Jgo. tornillos tapa cilin. (HAD14038/HAS12038)		B970400
	Sellador líquido - caucho de silicona		TRN0085G
	Junta tapa válvulas	GS	1 970410
	Junta frente de distribución inferior	NH	1 970412-1
	Junta frente de distribución superior	NH	1 970412-2
	Bomba de agua	NH	1 970414
	Jgo. múltiple escape (4)	MLS	1 970415
	Jgo. múltiple admisión (4)	NH	1 970417
	Retorno agua	NH	1 970428
	Distribuidor de aceite radiador	NH	1 970429
	Guarnición goma bomba de agua	GS	1 970430
	Arandela fijación tapa válvulas	AC/GS	2 970433
	Guarnición asiento árbol de levas delantero	P	1 970437
	Guarnición asiento árbol de levas trasero	P	1 970437-1
	Arandelas A 8.4 x 12.8 x 0.9 C	CU	4
	Arandelas A 10.5 x 14 x 1 C	CU	4
	Arandelas A 12 x 18 x 1.55 C	CU	4
	O'ring G 125 x 3	GS	1
	O'ring G 48 x 3	GS	1
	O'ring G 53 x 3	GS	1
	O'ring G 20 x 2.53	GS	1
	O'ring G 35 x 3	GS	1
	O'ring G 17 x 2.53	GS	4
	O'ring G 15 x 3.53	GS	6
	O'ring G 10.5 x 2	GS	1
	O'ring G 8.5 x 2.53	GS	1
MD 000508	Anillo G 16 x 24 x 6	GS	5
	Kit de retenes completo		R970400
	Jgo. retén válvulas (8)	P	1 R970410P
	Retén bancada 91 x 114 x 10	P	1 R970411P
	Retén distribución 50 x 74 x 11	P	1 R970412P



NISSAN



Motor / Engine **Cm³** **HP** **Ø**

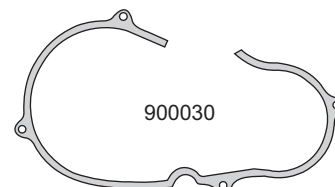
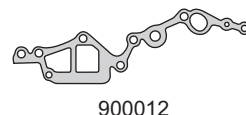
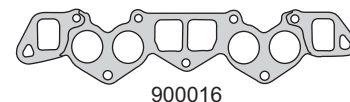
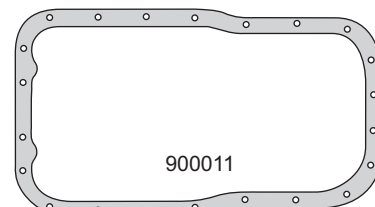
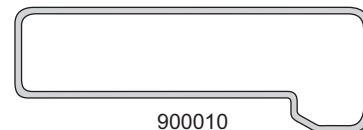
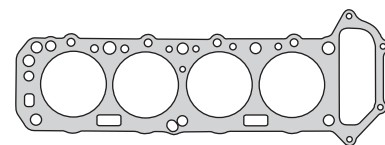
LD20
(SOHC) 8V **1952** **60** **85**

Nissan: Bluebird, Vanette 1980/84

DIESEL



Nº OE	Descripción / Description	Mat.	Ref.
	Jgo. de juntas para motor		900000-R
	Junta tapa de cilindros Ø 87.0 ± 1.40	NFT 1	900005
	Junta tapa de cilindros Ø 87.0 ± 1.40 N.R.	NFT	900007
	Jgo. tornillos tapa cilindros (HAD12038)		B900000
	Junta tapa de válvulas	GS 1	900010
	Junta para cárter	CG 1	900011
	Distribución izquierda	NB 1	900012
	Distribución derecha	NB 1	900113
	Tapa bomba agua	CB 1	900014
	Múltiple admisión y escape	NFT 1	900016
	Entre múltiple admisión	NB 1	900017
	Tapa termostato	NB 1	900019
	Base termostato	NB 1	900020
	Base termostato	NB 1	900026
	Bomba de aceite	CB 1	900027
	Chupador aceite	NB	900028
	Retorno agua	NB 1	900029
	Trasera motor	NB 1	900030
	Brida aceite	NB 1	900032
	Guarnición metal goma	NB	900033
	Cierre bancada		900035
	Anillo goma		900031
	Arandelas A 8 x 12 x 1C	CU 8	
	Kit de retenes completo		R900000
	Jgo. retén válvulas (8)	P 1	R900010P
	Retén bancada 80 x 100 x 13	P 1	R902311P
	Retén distribución 48 x 70 x 9	P 1	R900012P



NISSAN



Motor / Engine



Cm³

HP

Ø

LD28
(SOHC) 12V

2793

84

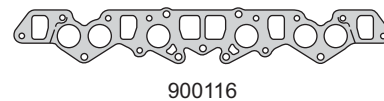
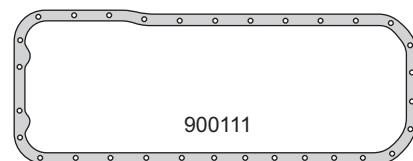
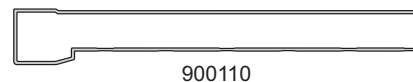
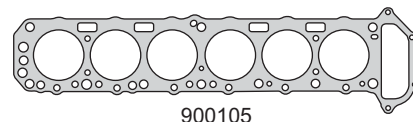
84.5

Nissan: Laurel, Cedric, Maxime, 810, 280C
1980/...

DIESEL



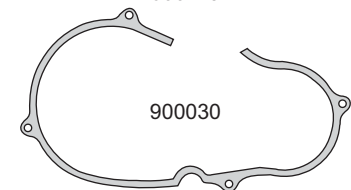
Nº OE	Descripción / Description	Mat.	Ref.
	Jgo. de juntas para motor		900100-R
	Junta tapa cilindros Ø 87.0 ± 1.40	NFT	1 900105
	Jgo. tornillos tapa cilin. (HAD12038/HAH10055)		B900100
	Junta tapa válvulas	GS	1 900110
	Junta para cárter	CG	1 900111
	Distribución izquierda	NB	1 900012
	Distribución derecha	NB	1 900113
	Tapa bomba de agua	CB	1 900014
	Múltiple admisión y escape	NFT	1 900116
	Entre múltiple admisión	NB	1 900117
	Salida escape	NFT	1 900118
	Tapa termostato	NB	1 900019
	Cámara de agua	NB	1 900020
	Base termostato	NB	1 900026
	Bomba aceite	CB	1 900027
	Retorno agua	NB	1 900029
	Trasera motor	NB	1 900030
	Anillo grua		900031
	Brida aceite	NB	1 900032
	Base filtro aceite bomba	NB	1 900132
	Cierre bancada		900035
	O'ring G 26.57 x 3.53	GS	1
	O'ring G 39.34 x 2.62	GS	1
	Arandelas A 8 x 12 x 1C	CU	12
	Kit de retenes completo		R900100
	Jgo. retén válvulas (12)	P	1 R900110P
	Retén bancada 80 x 100 x 13	P	1 R550811P
	Retén distribución 48 x 70 x 9	P	1 R900012P



900012



900113



900019

900118



900027

900020

900029



900032

900035

900031



900019

900026

900132



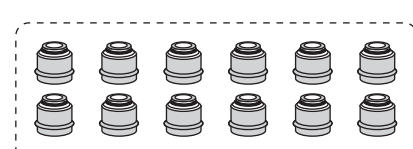
G39.34 x 2.62

G26.57 x 3.53



R900012P

R550811P



NISSAN



Motor / Engine **Cm³** **HP** **Ø**

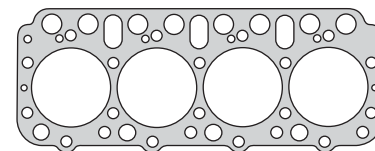
ED30 **2956** **76** **109**
ED33 **3298** **84** **109**
 (OHV) 8V

Nissan: Pick Up, Eco T100, Cabstar 1973/...

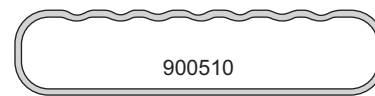
DIESEL



Nº OE	Descripción / Description	Mat.	Ref.
	Jgo. de juntas para motor		900500-R
	Junta tapa cilindros Ø 110.0 ± 1.70	NFT	900505
11044T9000-1	Junta tapa cilindros Ø 110.0 ± 1.20	FCH	1 900508
	Junta tapa válvulas	GS	1 900510
	Junta para cárter	NB	1 900511
	Tapa distribución	NB	1 900512
	Placa distribución	NB	1 900513
	Bomba de agua	NB	2 900514
	Jgo. múltiple escape (4)	FCH	1 900515
	Termostato	NB	900519
	Bomba inyectora	NB	2 900521
	Base filtro de aceite	NB	1 900522
	Chupador bomba de aceite	NB	2 900527
	Filtro de aceite	NB	1 900529
	Base termostato	NB	1 900530
	Retorno agua	NB	1 900531
	Respiradero	NB	1 900532
	Arandela fijación tapa válvula	CH/GS	4 900533
	Brida	NH	1 900534
	Placa trasera	NH	1 900535
	Cámara lateral	GS	1 900536
	Inspección distribución	NB	1 900537
	Arandela con inserto	CH/GS	4 900538
	Arandela con inserto	CH/GS	1 900539
	Inserto de cobre	CU	1 900540
	Arandela A 7 x 14 x 1 C	CU	4
	O´ring G 138 x 1.85	GS	1
	O´ring G 70 x 2.53	GS	1
	O´ring G 40 x 2.53	GS	1
	O´ring G 24 x 3	GS	2
	O´ring G 22. 2.53	GS	1
	O´ring G 20 x 2.53	GS	2
	Kit de retenes completo		R900500
	Jgo. retén válvulas (8)	P	1 R900510P
	Retén bancada 105 x 135 x 13	N	1 R900511N
	Retén distribución 62 x 85 x 13	N	1 R900512N



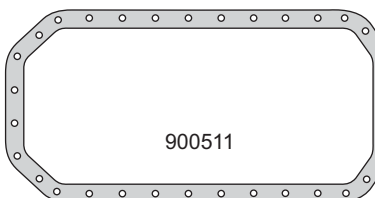
900508



900510



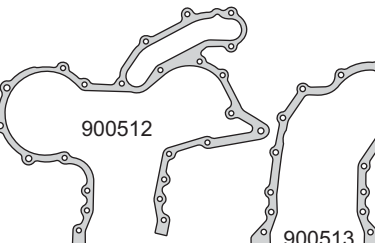
900512



900513



900527



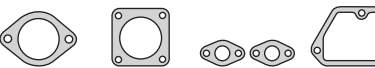
900531

900530



900533

900533

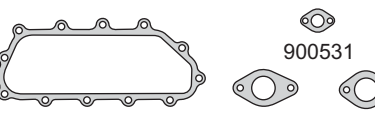


900519

900522

900527

900530



900522

900530



900529

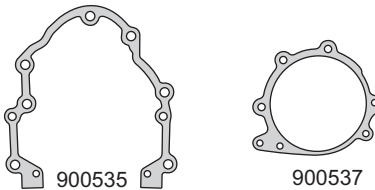
900529



900539

A 7 x 14 x 1 C

900540



900535

900536



R900512N

R900511N



R900510P

NISSAN



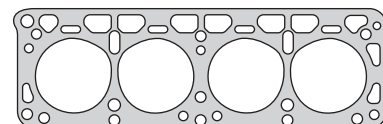
Motor / Engine **Cm³** **HP** **Ø**

H20
(OHV) 8V **1982** **92** **87.2**

Nissan: Cedric 1965/74, Junior, Caball 1965/81
Clipper 1967/81, Cabstar 1965/82
Fork Lift 1967/82, Caravan



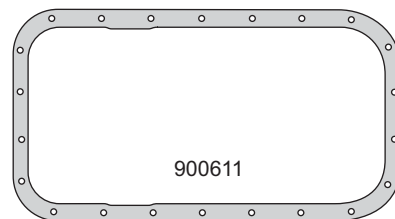
Nº OE	Descripción / Description	Mat.	Ref.
	Jgo. de juntas para motor	●	900600-R
	Junta tapa cilindros Ø 89.5 x 1.70	NFT	1 900607
	Junta tapa válvulas	CG	1 900610
	Junta para cárter	CG	1 900611
	Tapa distribución	CG	1 900612
	Frente distribución	NB	1 900613
	Bomba de agua	NB	1 900614
	Junta admisión y escape	NFT	1 900616
	Junta admisión y escape	NFT	1 900616-1
	Salida de escape	FCH	1 900618
	Cámara de agua	NB	1 900619
	Base carburador	NB	2 900625
	Junta carburador	NB	1 900626
	Bomba aceite	NB	1 900627
	Bomba nafta	NB	2 900628
	Filtro aceite	NFT	1 900629
	Base termostato	NB	1 900630
	Termostato	NB	1 900631
	Retorno agua tapa de cilindros	NB	1 900632
	Tensor cadena distribución	NB	1 900633
	Llenado de aceite 34 x 54 x 2	CG	1 900634
	Cierre bancada	GS	2 900635
	Junta brida	NB	1 900636
	Jgo. empacquetadura cigüeñal (2)	SNA	1 900658
	O´ring G 26 x 3	GS	1
	Kit de retenes completo		R900600
	Jgo. retén válvulas (8)	V	1 R900610V
	Retén distribución 45 x 68 x 12	V	1 R900612V



900607



900610



900611



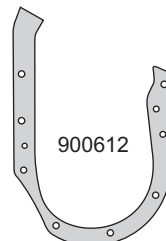
900612



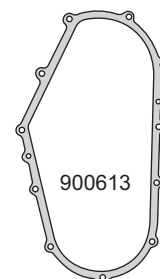
900613



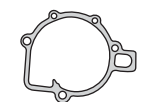
900614



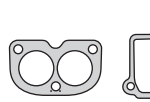
900616



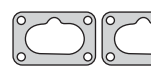
900616-1




900618



900619



900625




900626



900627



900628



900630



900631



900632



900633



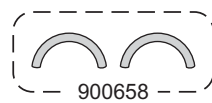
900634



900635



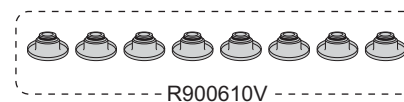
900636



900658



R900612V



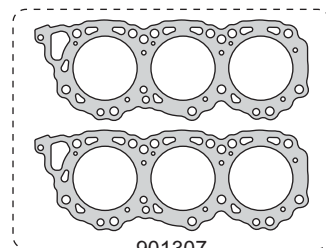
R900610V

NISSAN



Motor / Engine	Cm ³	HP	Ø
V30E - VG30E (SOHC) V6 12V	2960	148/170	87

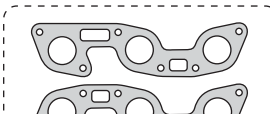
Nissan: Pathfinder, Terrano 1987/95
Quest, Maxima 1990/98



901307



901310



901312




901313



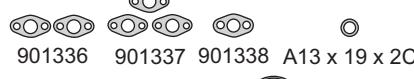
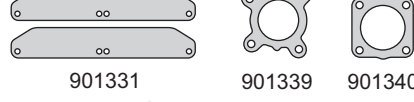
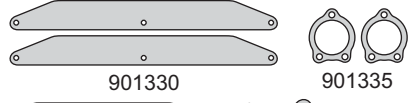
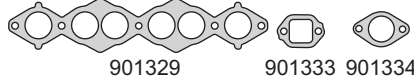
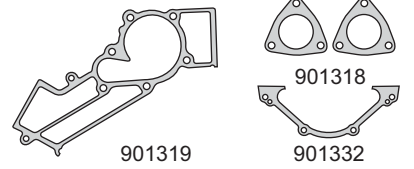
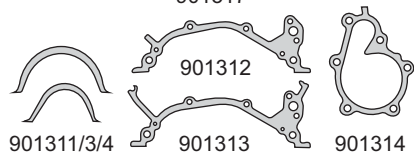
901314



901316



901317



Nº OE	Descripción / Description	Mat.	Ref.
10101.19P85	Jgo. de juntas para motor		901300-R
11044.21V00	Jgo. jta. tapa cilin. Ø 88.5 ± 1.62 (2)	NFT	1 901307
	Jgo. tornillos tapa cilindros		B901300
	Sellador líquido - caucho de silicona		TRN0085G
	Junta tapa válvulas	GS	2 901310
11121.22P00	Gogotera para cárter delantero	GS	1 901311/3
1121.F6505	Gogotera para cárter trasero	GS	1 901311/4
	Junta frente motor	NH	1 901312
	Junta frente motor	NH	1 901313
	Tapa bomba de agua	CB	1 901314
14034.V5000	Jgo. múltiple escape (2)	NFT	1 901316
14035.V5202	Jgo. múltiple admisión (2)	AC	1 901317
	Salida escape	FCH	2 901318
	Tapa bomba de agua con radiador	CB	1 901319
	Junta entre colectores	NH	1 901329
	Junta	NH	2 901330
	Junta	NH	2 901331
	Junta porta retén trasero	NH	1 901332
	Conexión salida agua	NH	1 901333
	Porta termostato	NH	1 901334
	Termostato	NH	2 901335
	Cañería de agua	CB	2 901336
	Cañería de agua	NH	3 901337
	Retorno NBR	NFT	1 901338
	NBR	NH	1 901339
	NBR	NH	1 901340
	Arandela tapa válvulas A 13 x 19 x 2 C	C	1
	O´ring G 24 x 1.8	GS	3
	O´ring G 19 x 1.5	GS	1
	O´ring G 60 x 2	GS	1
	O´ring G 28 x 2	GS	1
	Kit de retenes completo		R901300
	Jgo. retén válvulas (6)	V	1 R901310-1V
	Jgo. retén válvulas (6)	V	1 R901310-2V
	Retén bancada 84 x 104 x 11	V	1 R901311V
	Retén distribución 33 x 47 x 8	N	1 R901312N
	Retén árbol de levas 34 x 48 x 7	N	2 R901313N

NISSAN

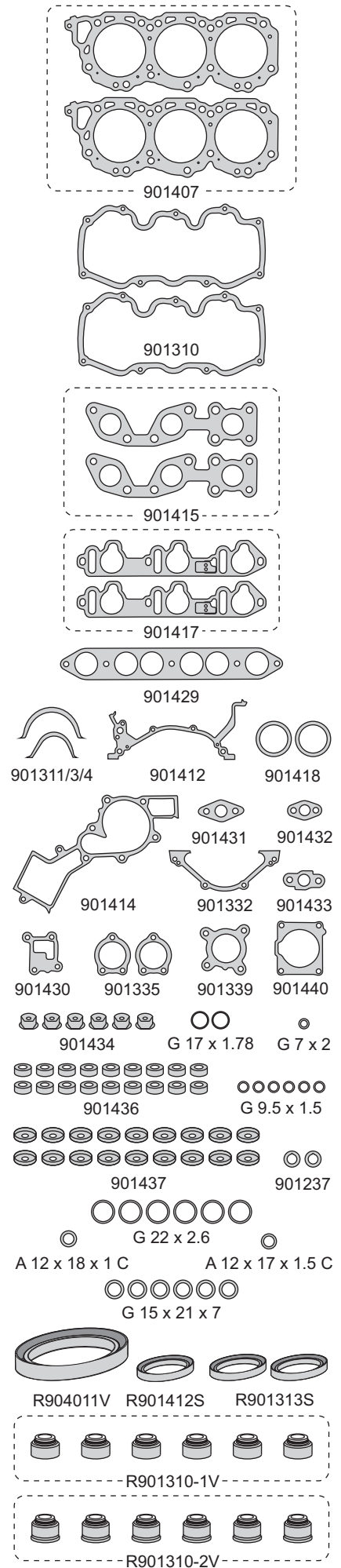


Motor / Engine	Cm ³	HP	Ø
VG33E (SOHC) V6 12V	3274	168/170	91.5

Nissan: Máxima Q x 4 1997/...
Pathfinder 1996/..., Frontier 1998/...



Nº OE	Descripción / Description	Mat.	Ref.
10101.0W026	Jgo. de juntas para motor	●	901400-R
11044.0W000	Jgo. jta. tapa cilin. Ø 93.0 ± 1.62 (2)	GFT 1	901407
	Jgo. tornillos tapa cilindros		B901300
	Sellador líquido - caucho de silicona		TRN0085G
13270-V5000	Junta tapa válvulas	GS 2	901310
11121.22P00	Gogotera para cárter delantero	GS 1	901311/3
1121.F6505	Gogotera para cárter trasero	GS 1	901311/4
	Frente motor	NB 1	901412
	Bomba de agua con radiador	NB 1	901414
	Jgo. múltiple escape (2)	AC 1	901415
	Jgo. múltiple admisión (2)	SLS 1	901417
	Anillo escape 45 x 53.5 x 2.3	CN 2	901418
	Junta entre colectores	AC 1	901429
	Junta inspección	NH 1	901430
	Brida	NFT 1	901431
	Brida	NB 1	901432
	Junta porta retén trasero	NB 1	901332
	Brida especial con realce	AC 1	901433
	Guarnición especial con inserto	GS/AC 6	901434
	Termostato	NB 2	901335
	Buje goma especial G 15 x 21 x 7	GS 6	901435
	Anillo cónico con inserto 6 x 15.5 x 6.7	GS/AC 18	901436
	Casquillo metálico fijación tapa válvulas 6.5 x 19.5	AC 18	901437
	Arandela especial con ala A 13.4 x 17.7 x 2 C	CU 2	901237
	Junta NBR	NB 1	901339
	Junta NBR	NB 1	901440
	O´ring G 17 x 1.78	GS 2	
	O´ring G 22 x 2.6	GS 6	
	O´ring G 9.5 x 1.5	GS 6	
	O´ring G 7 x 2	GS 1	
	Arandela tapón cárter A 12 x 17 x 1.5 C	CU 1	
	Arandela plana A 12 x 20 x 2	GS 6	
	Arandela A 12 x 18 x 1 C	CU 1	
	Kit de retenes completo		R901400
	Jgo. retén válvulas (6)	V 1	R901310-1V
	Jgo. retén válvulas (6)	V 1	R901310-2V
	Retén bancada 84 x 104 x 11	V 1	R904011V
	Retén distribución 40 x 52 x 7	S 1	R901412S
	Retén árbol de levas 34 x 48 x 7	S 2	R901313S

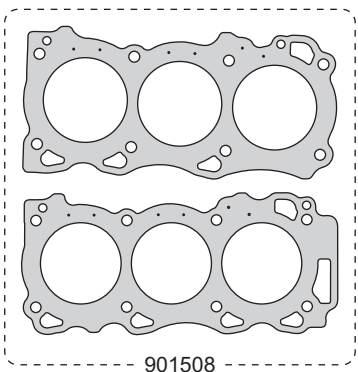


NISSAN

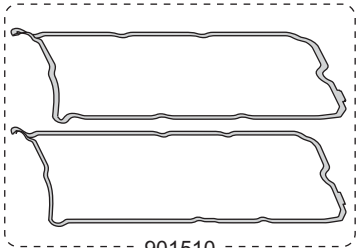


Motor / Engine	Cm ³	HP	Ø
VQ35DE (DOHC) V6 24V	3498	220	95.5

Nissan: Pathfinder, Cefiro, Qx4 V6 2000/01



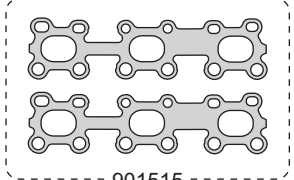
901508



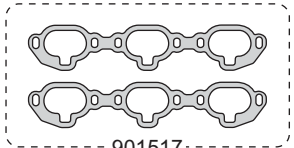
901510



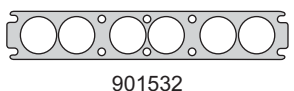
901511-2 901511-4



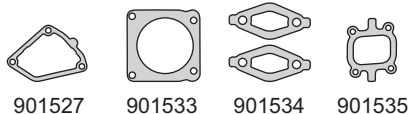
901515



901517



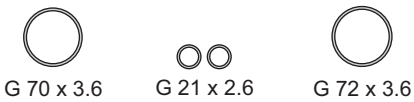
901532



901527 901533 901534 901535



901536 901537 901538 G 28 x 3.6



G 70 x 3.6 G 21 x 2.6 G 72 x 3.6



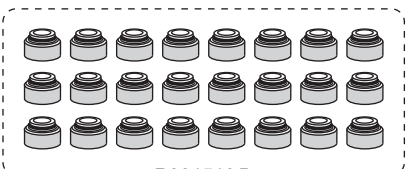
G 18 x 2.3 G 8 x 1.78 G 7.5 x 3.5



PR901511V



R901512P



R901510 P

Nº OE	Descripción / Description	Mat.	Ref.
10101.0Y926	Jgo. de juntas para motor		901500-R
11044.4W000/5	Jgo. junta tapa cilin. Ø 96.0 ± 0.80 (2)	MLS	1 901508
	Jgo. tornillos tapa cilindros		B901500
	Sellador líquido - caucho de silicona		TRN0085G
	Conj. junta tapa de válvulas (2)	GS	1 901510
	Cogotera cárter delantera	GS	1 901511/2
	Cogotera cárter trasera	GS	1 901511/4
	Jgo. múltiple escape (2)	MLS	1 901515
	Jgo. múltiple admisión (2)	MLS	1 901517
	Junta entre colectores admisión	MLS	1 901532
	Junta	SLS	1 901527
	Junta cuerpo mariposa aceleración	SLS	1 901533
	Junta	SLS	2 901534
	Junta	SLS	1 901535
	Junta unión admisión	SLS	1 901536
	Junta escape EGR	SLS	1 901537
	Arandela especial A 8 x 11 x 3 doble	CU	1 901538
	O´ring G 70 x 3.6	GS	1
	O´ring G 72 x 3.6	GS	1
	O´ring G 28 x 3.6	GS	1
	O´ring G 21 x 2.6	GS	2
	O´ring G 18 x 2.3	GS	1
	O´ring G 7.5 x 3.5	GS	2
	O´ring G 8 x 1.78	GS	1
	Kit de retenes completo		R901500
	Jgo. retén válvulas (24)	P	1 R901510P
	Porta reten de bancada 84 x 180 x 16.5	V	PR901511V
	Retén distribución 48 x 60 x 7	P	1 R901512P

NISSAN



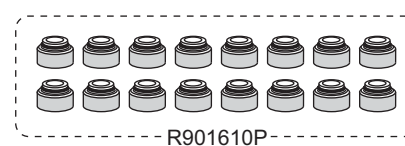
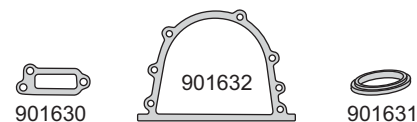
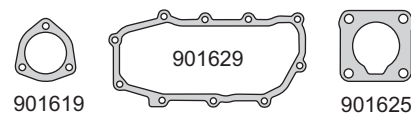
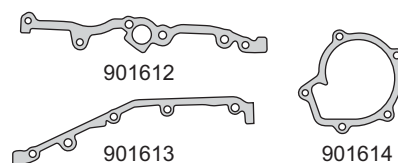
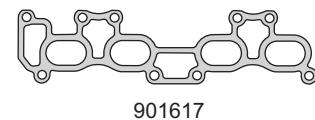
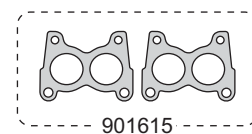
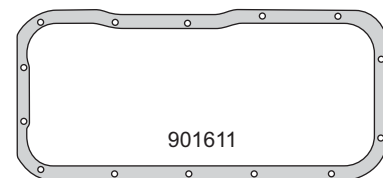
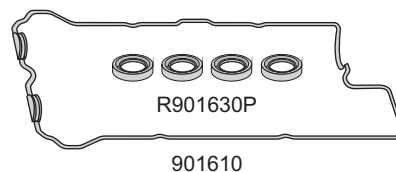
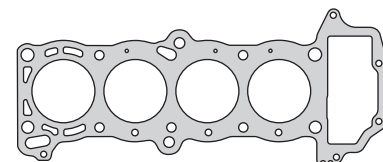
Motor / Engine Cm³ HP Ø

GA13DS (DOHC) 16V 1295 79 73.6

Nissan: Sunny 1990/..., Sentra1993/...



Nº OE	Descripción / Description	Mat.	Ref.
	Jgo. de juntas para motor	●	901600-R
	Junta tapa cilindros Ø 74.5 \pm 1.75 N.R.	NFT	1 901607
	Jgo. tornillos tapa cilindros (HAH10055/10100)		B902100
	Junta tapa de válvulas	GS	1 901610
	Junta para cárter	CG	1 901611
	Junta distribución	NB	1 901612
	Junta distribución	NB	1 901613
	Bomba de agua	NB	1 901614
	Jgo. múltiple de escape (2)	NFT	1 901615
	Múltiple admisión	NB	1 901617
	Junta termostato	NB	1 901619
	Junta	NB	1 901625
	Tapa inspección	NB	1 901629
	Anillo cierre inspección	P	4 R901630P
	Junta	NB	1 901630
	Guarnición goma G 32 x 43 x 5.5	GS	1 901631
	Junta porta retén trasero	NB	1 901632
	Junta	NB	1 901633
	Junta	NB	1 901634
	Casquillo metálico fijación tapa de válvulas	AC/GS	2 901637
	O´ring G 8 x 2.2	GS	1
	O´ring G 11 x 2.2	GS	1
	O´ring G 50.39 x 3.53	GS	1
	Kit de retenes completo		R901600
	Jgo. retén válvulas (16)	P	1 R901610P
	Retén bancada 84 x 104 x 11	S	1 R902111S
	Retén distribución 40 x 52 x 7	S	1 R420613S



NISSAN



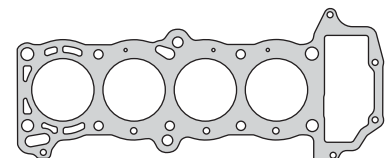
Motor / Engine **Cm³** **HP** **Ø**

GA14DS
(DOHC) 16V **1392** **82** **73.6**

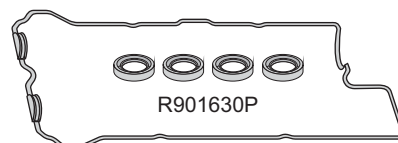
Nissan: Sunny 1990/95



Nº OE	Descripción / Description	Mat.	Ref.
	Jgo. de juntas para motor		901700-R
	Junta tapa cilindros Ø 75.5 ± 1.70	NFT	1 901707
	Jgo. tornillos tapa cilindros (HAAH10055/10100)		B902100
	Junta tapa de válvulas	GS	1 901610
	Junta para cárter	CG	1 901611
	Junta distribución	NB	1 901612
	Junta distribución	NB	1 901613
	Bomba de agua	NB	1 901614
	Jgo. múltiple de escape (2)	NFT	1 901615
	Múltiple admisión	NB	1 901617
	Junta termostato	NB	1 901619
	Junta	NB	1 901625
	Tapa inspección	NB	1 901629
	Anillo cierre inspección	P	4 R901630P
	Junta	NB	1 901630
	Guarnición goma G32 x 43 x 5.5	GS	1 901631
	Junta porta retén trasero	NB	1 901632
	Junta	NB	1 901633
	Junta	NB	1 901634
	Casquillo metálico fijación tapa de válvulas	AC/GS	2 901637
	O´ring G 8 x 2.2	GS	1
	O´ring G 11 x 2.2	GS	1
	O´ring G 50.39 x 3.53	GS	1
	Kit de retenes completo		R901600
	Jgo. retén válvulas (16)	P	1 R901610P
	Retén bancada 84 x 104 x 11	S	1 R902111S
	Retén distribución 40 x 52 x 7	S	1 R420613S

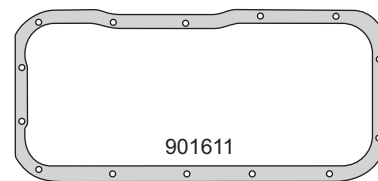


901707

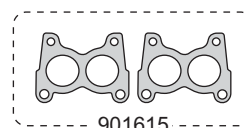


R901630P

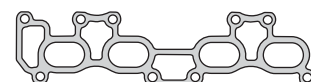
901610



901611



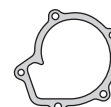
901615



901617



901612



901614



901613



901619



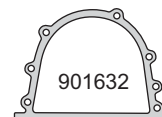
901629



901625



901630



901632



901631



901633

901637



901634



G 11 x 2.2



G 50.39 x 3.53



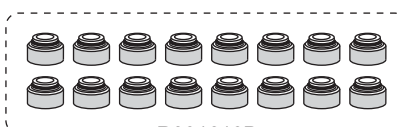
G 8 x 2.2



R902111S



R420613S



R901610P

NISSAN



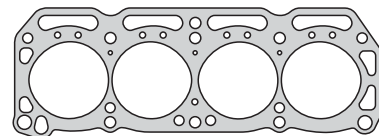
Motor / Engine **Cm³** **HP** **Ø**

A15 **1487** **73/85** **76**

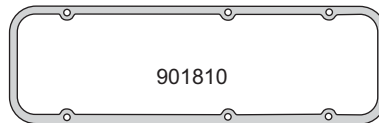
Nissan: Sunny - Vanette 1980/...



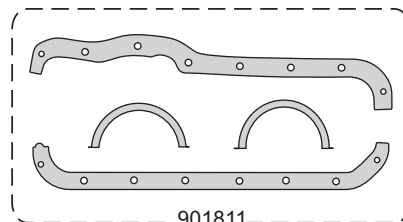
Nº OE	Descripción / Description	Mat.	Ref.
	Jgo. de juntas para motor		901800-R
	Junta tapa cilindros Ø 78 \pm 1.70	NFT	1 901807
	Junta tapa de válvulas	CG	1 901810
	Jgo. juntas para cárter	CG	1 901811
	Junta distribución	NB	1 901812
	Junta bomba de agua	NB	1 901814
	Múltiple admisión	NFT	1 901817
	Base termostato	NB	1 901826
	Bomba de aceite	NB	1 901827
	Bomba combustible	NB	1 901828
	Junta válvula EGR	NB	1 901829
	Junta	NB	1 901830
	Junta acople	NB	2 901831
	Junta base filtro aceite	NB	1 901832
	Casquillo metálico fijación tapa de válvulas	AC/GS	1 901837
	Junta	NB	1 901840
	Junta	NB	1 901841
	O´ring G 24.99 x 3.53	GS	1
	Kit de retenes completo		R901800
	Jgo. retén válvulas (8)	P	1 R901810P
	Retén bancada 60 x 82 x 12	S	1 R901811S
	Retén distribución 38 x 55 x 9	S	1 R901812S



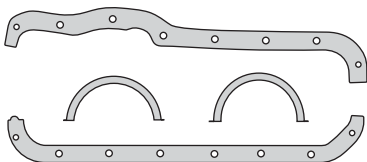
901807



901810



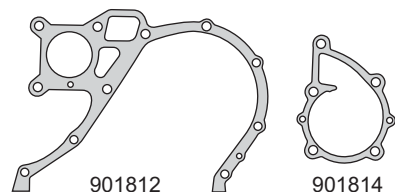
901811



901814

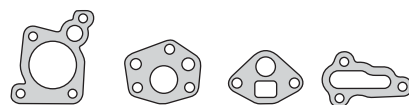


901817



901812

901814



901826

901827

901829

901830



901828



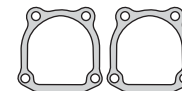
901832



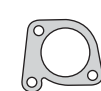
901837



901840



901831



901841



G 24.99 x 3.53



R901811S



R901812S



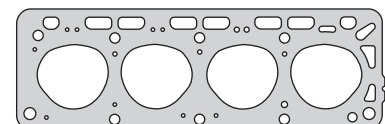
R901810P

NISSAN

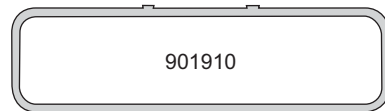


Motor / Engine	Cm ³	HP	Ø
H15	1500		76

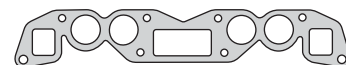
Nissan: Tractor



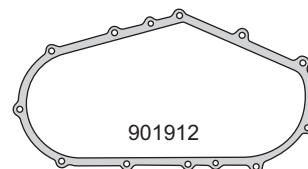
901907



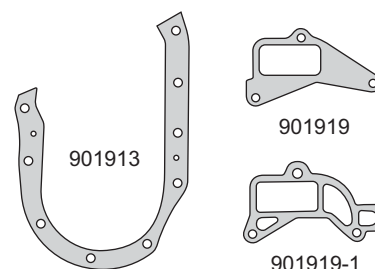
901910



901917



901912



901913

901919

901919-1



901923



901927



901926



901928



901930



901931



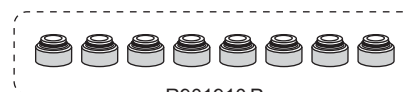
R901911S



R901912S



R901913S



R901910P

Nº OE	Descripción / Description	Mat.	Ref.
	Jgo. de juntas para motor		901900-R
	Junta tapa cilindros Ø 77.5 ± 1.70	NFT	1 901907
	Sellador líquido - caucho de silicona		TRN0085G
	Junta tapa de válvulas	CG	1 901910
	Tapa distribución	NB	1 901912
	Placa distribución	CG	1 901913
	Múltiple admisión	NFT	1 901917
	Junta termostato	NB	1 901919
	Junta termostato	NB	1 901919-1
	Base carburador	NB	1 901923
	Junta carburador	NB	1 901926
	Bomba de aceite	NB	1 901927
	Chupador aceite	NB	1 901928
	Junta brida	NB	2 901930
	Junta brida	NB	1 901931
	Kit de retenes completo		R901900
	Jgo. retén válvulas (8)	P	1 R901910P
	Retén bancada 80 x 100 x 12	S	1 R901911S
	Retén distribución 70 x 95 x 13	S	1 R901912S
	Retén árbol de levas 48 x 70 x 9	S	1 R901913S

NISSAN



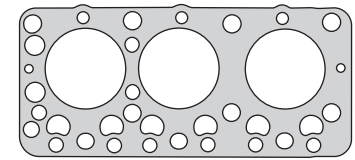
Motor / Engine	Cm ³	HP	Ø
SD15	1500		83
SD16	1600		83

Nissan: Tractor, Autoelevador

DIESEL



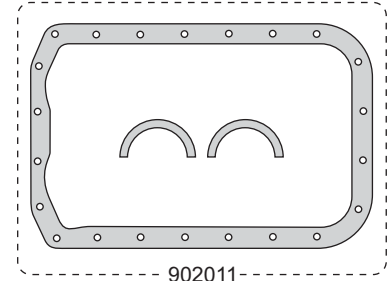
Nº OE	Descripción / Description	Mat.	Ref.
	Jgo. de juntas para motor	●	902000-R
	Junta tapa cilindros Ø 85.5 \pm 1.70	NFT	1 902007
	Junta tapa de válvulas	GS	1 902010
	Jgo. junta para cárter (3)	NB	1 902011
	Tapa distribución	NB	1 902012
	Placa distribución	NB	1 902013
	Bomba de agua	NB	1 902014
	Múltiple admisión	NFT	1 902017
	Junta termostato	NB	1 902019
	Base filtro de aceite	NB	1 902022
	Bomba de aceite	NB	1 902027
	Placa filtro de aceite	NB	1 902029
	Inspección distribución	NB	1 902030
	Cámara de agua	NB	1 902031
	Arandela fijación tapa de válvulas	AC/GS	2 902033
	Cierre bancada	AC/GS	2 902035
	Inspección distribución	NB	1 902037
	Junta	NB	1 902040
	Junta	NB	1 902041
	Arandela A 7 x 12 x 2	AC/GS	4
	Arandela A 9.5 x 14 x 4.30	AC/GS	1
	Arandela A 9.5 x 15 x 2	AC/GS	2
	Arandela A 16.5 x 22 x 2.40	AC/GS	2
	O´ring G 26 x 3	GS	1
	Kit de retenes completo		R902000
	Jgo. retén válvulas (6)	P	1 R902010P
	Retén bancada 71.6 x 92.7 x 6.2	S	R902011S
	Retén distribución 58 x 80/88 x 12	S	1 R902012S



902007



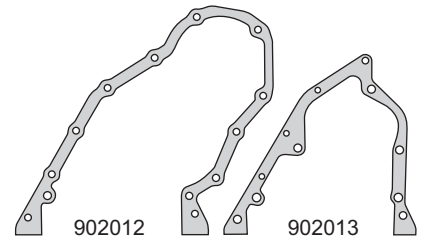
902010



902011

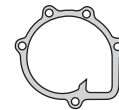


902014



902012

902013



902014



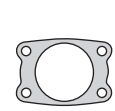
902019



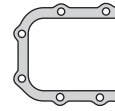
902022



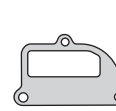
902027



902030



902029



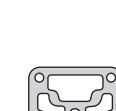
902031



902033



902037



902040




902035



A 7 x 12 x 2



902041



A 9.5 x 15 x 2



A 9.5 x 14 x 4.30



G 26 x 3



A 16.5 x 22 x 2.40



R902011S



R902012S



R902010V

NISSAN

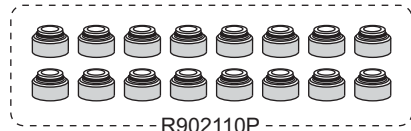
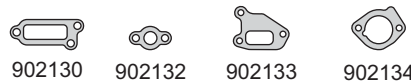
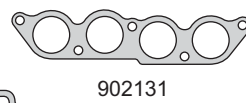
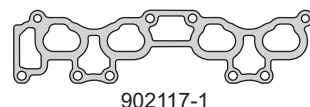
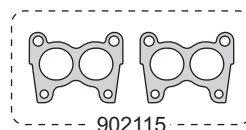
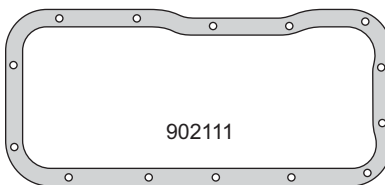
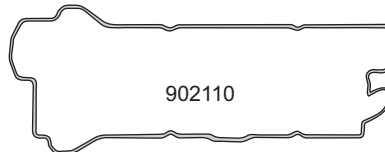
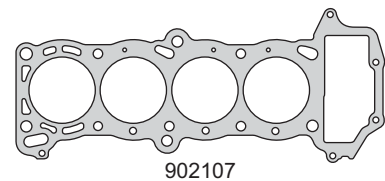


Motor / Engine	Cm ³	HP	Ø
GA16DE/DNE (DOHC) 16V	1597	97/105	76

Nissan: Sentra 1991/94, Tsubame, Tsuru
Vanette Cargo 1993/97



Nº OE	Descripción / Description	Mat.	Ref.
	Jgo. de juntas para motor		902100-RMX
	Jgo. junta tapa cilin. Ø 78.0 ± 1.40	NFT	1 902107
	Jgo. tornillos tapa cilindros (HAH10055/10100)		B902100
	Junta tapa válvulas	GS	1 902110
	Junta para cárter	CG	1 902111
	Bomba de agua	CB	1 902114
	Jgo. múltiple escape (2)	NFT	1 902115
	Múltiple admisión	NB	1 902117
	Múltiple admisión	NB	1 902117-1
	Junta	CB	1 902119
	Junta	NB	1 902125
	Junta	CB	1 902130
	Junta	NB	1 902131
	Junta	CB	1 902132
	Junta	NB	1 902133
	Guarnición	GS	902333
	Junta	NB	1 902134
	Guarnición	GS	1 902136
	Junta	CB	1 902137
	Aro sello	GS	2 902138
	Ojalillo	CU	1 902139
	O´ring G15.6 x 1.78	GS	1
	O´ring G 50.39 x 3.53	GS	1
	O´ring G 7.59 x 2.62	GS	4
	O´ring G 7.65 x 1.78	GS	1
	O´ring G 18.64 x 3.53	GS	4
	Kit de retenes completo		R902100
	Jgo. retén válvulas (16)	P	1 R902110P
	Retén bancada 84 x 104 x 11	P	1 R902111P
	Retén distribución 40 x 52 x 7	P	1 R420613P
	Retén auxiliar 25 x 49 x 10	P	4 R902115P



NISSAN



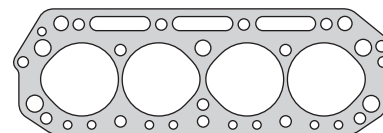
Motor / Engine Cm³ HP Ø

J18 1800 80.5

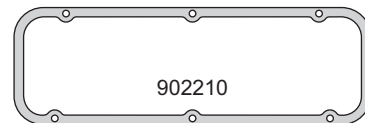
Nissan: Pick Up, Sacura, Estaquitas
Ichi Van 1981/93 , Samurai Guayin
1982/84



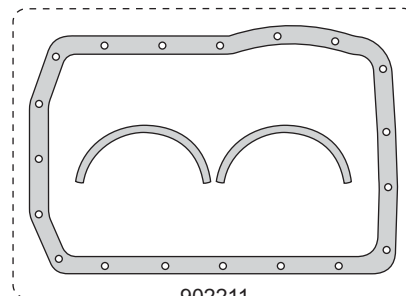
Nº OE	Descripción / Description	Mat.	Ref.
	Jgo. de juntas para motor	●	902200-R
	Jgo. junta tapa cilindros Ø 82.0 ±1.20	NFT	1 902205
	Junta tapa válvulas	CG	1 902210
	Jgo. junta para cárter (3)	CG	1 902211-1
	Tapa distribución	NB	1 902212
	Tapa distribución	NB	1 902213
	Bomba de agua	NB	1 902214
	Múltiple admisión	NFT	1 902217
	Salida de escape	NFT	1 902218
	Junta	NB	1 902219
	Junta bomba combustible	NB	2 902228
	Junta	NB	1 902230
	Junta	NB	1 902231
	Junta	NB	1 902232
	Junta	CG	1 902234
	Guarnición	GS	2 902235/1
	Guarnición	GS	1 902235/2
	Junta	CG	2 902236
	Junta	NB	1 902237
	Junta	NB	1 902238
	Junta	CG	1 902239
	Junta	NB	1 902240
	Arandela A 10 x 14 x 1 A	AL	4
	Arandela A 18 x 24 x 1.5 F	F	2
	O´ring G 6.02 x 2.62	GS	1
	Kit de retenes completo		R902200
	Jgo. retén válvulas (8)	P	1 R902210P
	Retén distribución 39,95 x 62 x 7.4	V	1 R340112V



902205



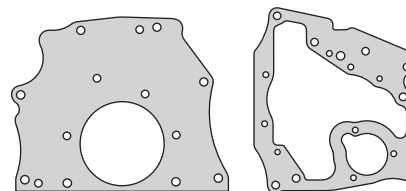
902210



902211

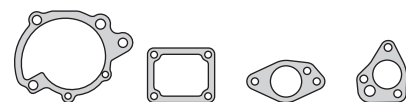


902217



902212

902213



902214

902218

902219

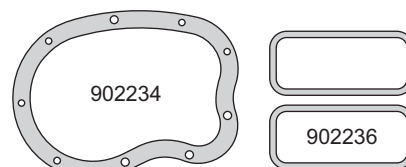
902232



902228

902230

902231



902234

902236



902237

902238

902239

902240

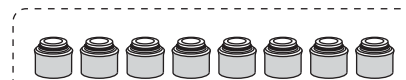
○
G 6.02 x 2.62

○ ○ ○ ○
A 10 x 14 x 1 A

○ ○
A 18 x 24 x 1.5 F



R340112V



R902210P

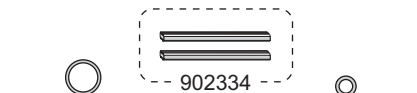
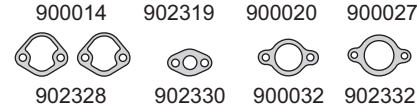
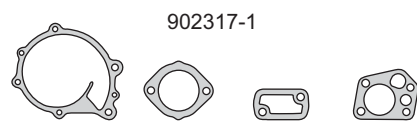
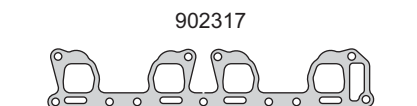
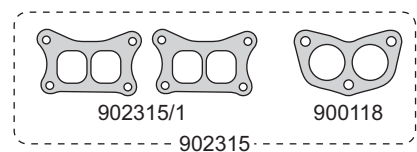
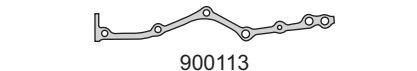
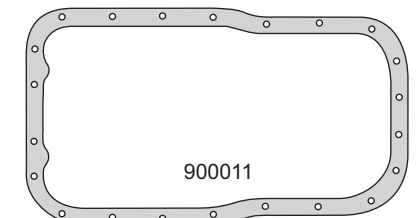
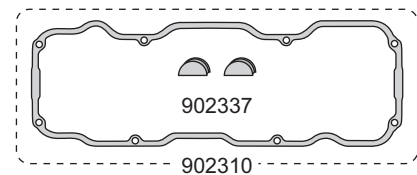
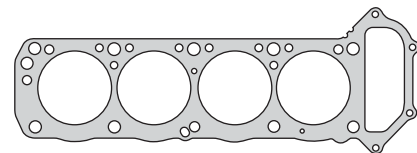
NISSAN



Motor / Engine **Cm³** **HP** **Ø**

Z24I
(SOHC) 8V **2389** **103** **89**

Nissan: Vanette, Urvan, Chocolate 1987/...



Nº OE	Descripción / Description	Mat.	Ref.
	Jgo. de juntas para motor		902300-R
	Junta tapa de cilindros Ø 90.0 ±1.70	NFT 1	902305
	Conj. junta tapa de válvulas (3)	GS 1	902310
	Junta para cárter	CG 1	900011
	Junta distribución	NB 1	902312
	Junta distribución derecha	NB 1	900113
	Junta distribución	NB 1	902313
	Tapa bomba agua	CB 1	900014
	Jgo. múltiple escape (3)	NFT 1	902315
	Múltiple admisión	NB 1	902317
	Múltiple admisión	NB 1	902317-1
	Salida de escape	NFT 1	900118
	Junta termostato	NB 1	902319
	Junta cámara agua	NB 1	900020
	Bomba de aceite	CB 1	900027
	Bomba nafta	NB 2	902328
	Junta	NFT 1	902330
	Junta distribución	NB 1	902331
	Brida aceite	NB 1	900032
	Base filtro aceite bomba	NB 1	900132
	Junta brida aceite	NB 1	902332
	Guarnición	GS	902333
	Jgo. cierre bancada (2)	GS 1	902334
	Guarnición medialuna árbol de levas	GS 2	902337
	Junta	CB 1	902537
	Arandela A 12 x 18 x 1 C	CU 1	
	O´ring G 25.07 x 2.62	GS 1	
	Kit de retenes completo		R902300
	Jgo. retén válvulas (8)	P 1	R902310P
	Retén bancada 80 x 100 x 13	P 1	R902311P
	Retén distribución 48 x 70 x 9	P 1	R900012P

NISSAN

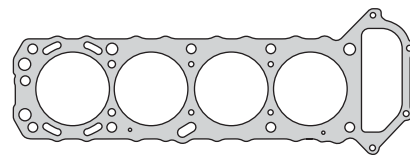


Motor / Engine	Cm ³	HP	Ø
KA24E/KA24S (SOHC) 12V	2389	124/133	89

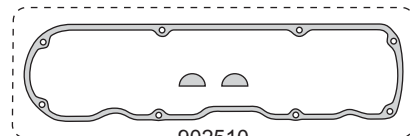
Nissan: Ichi Van 1991/94
Pick Up, Terrano II, Van 1989/...



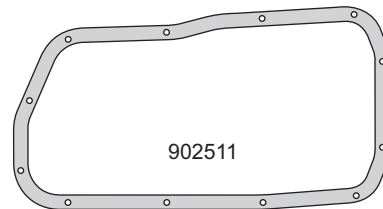
Nº OE	Descripción / Description	Mat.	Ref.
	Jgo. de juntas para motor		902500-RMX
	Jta. tapa de cilindros Ø 90.0 ± 1.30	NFT	1 902507
	Jgo. tapa de válvulas (3)	GS	1 902510
	Junta para cárter	CG	1 902511
	Bomba de agua	CB	1 902514
	Jgo. múltiple escape (2)	GFT	1 902516
	Múltiple admisión	NB	1 902517
	Múltiple admisión	NB	1 902517-1
	Múltiple admisión	NB	1 902517-2
	Junta bomba aceite	CB	1 900027
	Guarnición	GS	902530
	Guarnición	GS	902531
	Junta	CB	1 902532
	Guarnición	CB	1 902533
	Junta	NB	1 902534
	Junta	CB	1 902535
	Junta	CB	1 902537
	Junta	CB	1 902539
	Junta	CU	1 902540
	Junta	AC	1 902541
	O´ring G 18.77 x 1.78	GS	1
	O´ring G 18.72 x 2.62	GS	1
	O´ring G 28.17 x 3.53	GS	1
	Kit de retenes completo		R902500
	Jgo. retén válvulas (12)	P	1 R902510P
	Retén bancada 80 x 100 x 10	P	1 R250211P
	Retén distribución 46 x 58 x 7	P	1 R902512P



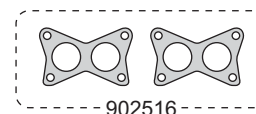
902507



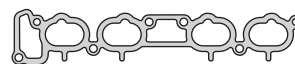
902510



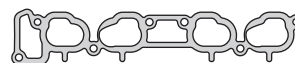
902511



902516



902517



902517-1



902517-2



902514



900027



902532



902533



902534



902535



902537



902539



902540



G 28.17 x 3.53



902541



G 18.77 x 1.78



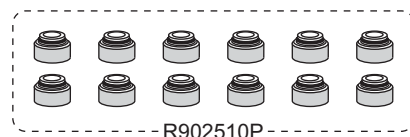
G 18.72 x 2.62



R250211P



R902512P



R902510P

NISSAN



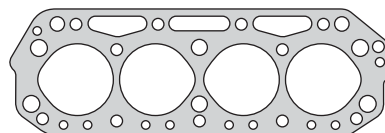
Motor / Engine **Cm³** **HP** **Ø**

J15	1483	77	78
J16	1567	80	78
(OHV) 8V			

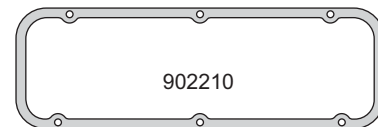
Nissan: Datsun Sedan, Guayin, Estaquitas Pick Up 1970/84



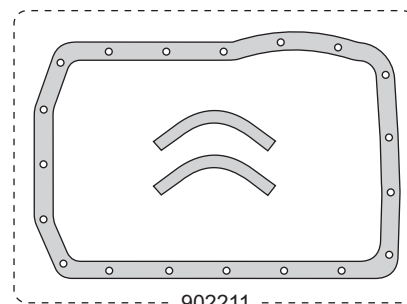
Nº OE	Descripción / Description	Mat.	Ref.
	Jgo. de juntas para motor		902600-RMX
	Jgo. junta tapa cilindros Ø 80.0 ± 1.30	NFT 1	902605
	Junta tapa válvulas	CG 1	902210
	Jgo. junta para cárter (3)	CG 1	902211
	Tapa distribución	NB 1	902212
	Tapa distribución	NB 1	902213
	Bomba de agua	NB 1	902214
	Múltiple admisión	NFT 1	902617
	Salida escape	NFT 1	902218
	Junta	NB 1	902219
	Junta bomba combustible	NB 2	902228
	Junta	NB 1	902230
	Junta	NB 1	902231
	Junta	NB 1	902232
	Junta	CG 1	902234
	Guarnición	GS 2	902235-1
	Guarnición	GS 1	902235-2
	Junta	CG 2	902236
	Junta	NB 1	902237
	Junta	NB 1	902238
	Junta	CG 1	902239
	Junta	NB 1	902240
	Arandela A 10 x 14 x 1 A	AL 4	
	Arandela A 18 x 24 x 1.5 F	F 2	
	O´ring G 6.02 x 2.62	GS 8	
	Kit de retenes completo		R902600
	Jgo. retén válvulas (8)	P 1	R902610P
	Retén distribución 39.95 x 62 x 7.4	V 1	R340112V



902605



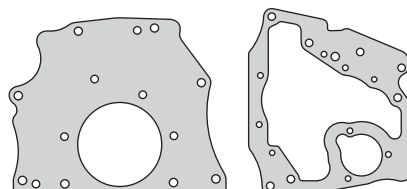
902210



902211

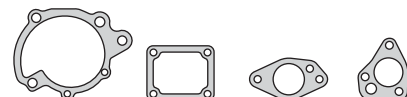


902617



902212

902213



902214

902218

902219

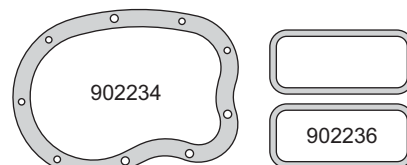
902232



902228

902230

902231



902234

902236



902237

902238

902239

902240

A 10 x 14 x 1 A

A 18 x 24 x 1.5 F

G 6.02 x 2.62



R340112V



R902610P

NISSAN

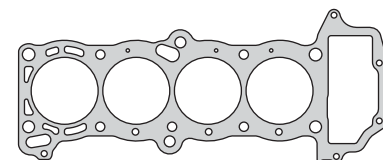


Motor / Engine	Cm ³	HP	Ø
GA16DNE (DOHC) 16V	1597	97	76

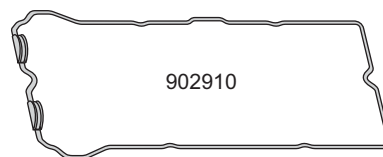
Nissan: Tsuru, Sentra 1997/06



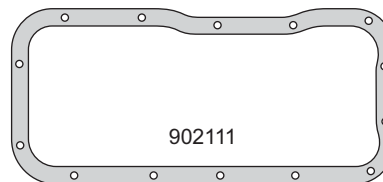
Nº OE	Descripción / Description	Mat.	Ref.
	Jgo. de juntas para motor		902900-R
	Jgo. de juntas superior		902995
	Jgo. junta tapa cilin. Ø78.0 ± 1.40	NFT 1 1	902905
	Jgo. junta tapa cilin. Ø78.0 ± 1.40 N.R.	NFT	902907
	Jgo. tornillos tapa cilin. (HAH1005510100)		B902100
	Junta tapa válvulas	GS 1 1	902910
	Junta para cárter	CG 1	902111
	Bomba de agua	CB 1	902114
	Jgo. múltiple escape (2)	NB 1 1	902115
	Múltiple admisión	NB 1 1	902117
	Múltiple admisión	NB 1 1	902117-1
	Junta	CB 1 1	902119
	Junta	NB 1	902125
	Junta	CB 1	902130
	Junta	NB 1 1	902131
	Junta	CB 1	902132
	Junta	NB 1	902133
	Junta	NB 1	902134
	Guarnición	GS 1 1	902136
	Junta	CB 1	902137
	Aro sello	GS 2	902138
	Ojalillo	CU 1	902139
	O´ring G 15.6 x 1.78	GS 1	
	O´ring G 50.39 x 3.53	GS 1	
	O´ring G 7.59 x 2.62	GS 4 4	
	O´ring G 7.65 x 1.78	GS 1	
	O´ring G 18.64 x 3.53	GS 4 4	
	Kit de retenes completo		R902900
	Jgo. retén válvulas (16)	P 1	R902110P
	Retén bancada 84 x 104 x 11	P 1	R902111P
	Retén distribución 40 x 52 x 7	P 1	R420613P
	Retén auxiliar 25 x 49 x 10	P 4 4	R902115P



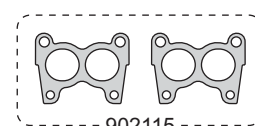
902905



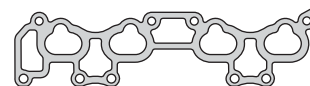
902910



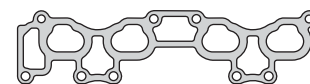
902111



902115



902117



902117-1



902131



902114



902119



902125



902130



902132



902133



902134



902137



902136



G15.6 x 1.78



G 50.39 x 3.53



G 7.59 x 2.62



G 7.65 x 1.78



G 18.64 x 3.53



R902111P



R420613P



R902115N



R902110P

NISSAN

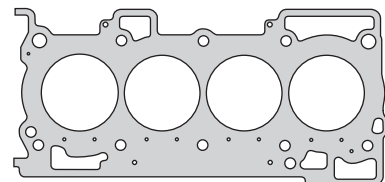


Motor / Engine	Cm ³	HP	Ø
MR18DE (DOHC) 16V	1797	124	84

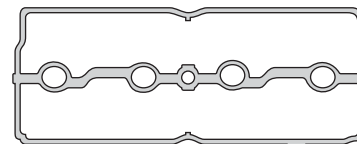
Nissan: Tiida 2007/08



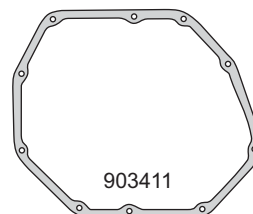
Nº OE	Descripción / Description	Mat.	Ref.
10101EN-286	Jgo. de juntas para motor		903400-R MLS
	Jgo. de juntas superior	●	903495
	Junta tapa cilindros Ø 85.0 \pm 1.20 NR	NFT	903407
10101-EN	Junta tapa cilindros Ø 84.5 \pm 0.48 NR	MLS 1 1	903408
11056-EN200	Jgo. tornillos tapa cilin. (HAH10055/10100)		B903400
13270-ET000	Junta tapa válvulas	GS 1 1	903410
11110-ET010/1	Junta cárter inferior	NB	903411
21014-ET00A	Junta bomba de agua	SLS 1	903414
14036-ED800	Múltiple escape	AC 1 1	903415
14035-EL00A	Múltiple admisión	GS 1 1	903417
20695-8H310	Salida escape	GFT	903418
20695-ED10A	Salida escape a catalizador	GFT	903418-1
11062-ET00A	Salida agua base termostato	SLS 1 1	903419
20691-77A00	Salida catalizador a silenciador	CHA	903428
16175-EL00A	Guarnición goma	GS 1 1	903430
13050-ET000	Guarnición termostato	GS 1 1	903432
21049-ET01A	Guarnición goma entrada agua	GS	903433
21049-6N220	Sello goma	GS 1	903434
15066-EN200	O´ring G 22.5 x 2.5	GS	1
22131-ED000	O´ring G 16 x 2.5	GS	1
	O´ring G 13.11 x 2.62	GS	1
15066-4W000	O´ring G 9.19 x 2.62	GS	1
16618-FU460	O´ring G 7.52 x 3.53	GS 8 8	
	Arandela A 20 x 26 x 1 A	AL	1
	Arandela especial A 11.5 x 17.5 x 4 C	CU	
	Kit de retenes completo		R903400
13207-ET000	Jgo. retén de válvula (16)	P 1	R902110P
12279-ET000	Retén bancada trasera 84 x 117 x 8.5	V 1	R903411V
13510-6N200	Retén distribución 46 x 58 x 7	P 1	R902512P



903408



903410



903411



903415



903417



903414



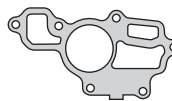
903418-1



903418



903428



903419



903430



903433



903434



903432



G 22.5 x 2.5



A 20 x 26 x 1 A



A 11.5 x 17.5 x 4 C



G 7.52 x 3.53



G 9.19 x 2.62



G 13.11 x 2.62



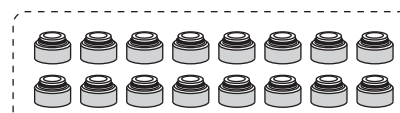
G 16 x 2.5



R903411V



R902512P



R902110P

NISSAN

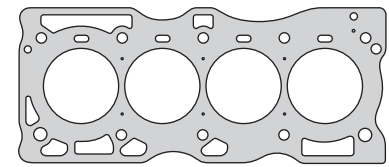


Motor / Engine	Cm ³	HP	Ø
QR20DE	1998	149/150	89
QR25DE (DOHC) 16V	2488	165/177	89

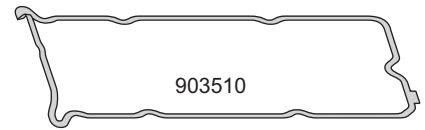
Nissan: X-Trail 2001/..., Primera 2002/...
X-Trail, Altima, Sentra 2002/...
Maxima 2004/...



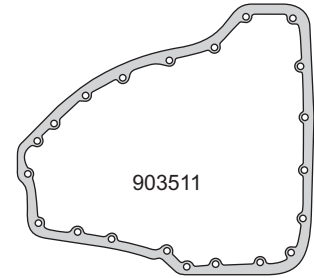
Nº OE	Descripción / Description	Mat.	Ref.
10101AE225	Jgo. de juntas para motor	●	903500-R
	Junta tapa cilindros Ø 90.0 \pm 1.20	NFT	903507
11044-6N202	Junta tapa cilindros Ø 89.5 \pm 0.65	MLS	1 903508
11056AR202	Jgo. tornillos tapa cilindros (HAH10055/10100)		B903500
13270-8H301	Junta tapa válvulas	GS	1 903510
	Junta tapa cárter	NB	1 903511
14036-6N700	Múltiple escape	MLS	1 903515
14035-8H30A	Múltiple admisión	SLS	1 903517
	Junta bomba de agua	SLS	1 903514
	Junta	SLS	1 903529
14032-AE00A	Junta entre colector admisión	SLS	1 903530
	Junta	SLS	1 903531
	Junta	SLS	1 903532
	Arandela especial A 11.5 x 17 x 3.5	CU	1
15066-6N201	O´ring G 17 x 3	GS	2
	O´ring G 34 x 3	GS	1
	O´ring G 18 x 3	GS	1
	O´ring G 21 x 2.5	GS	1
16618-51300	O´ring G 8 x 3.53	GS	8
	O´ring G 31 x 3	GS	1
	O´ring G 8 x 1.78	GS	1
	O´ring G 12 x 2	GS	1
	Kit de retenes completo		R903500
1320784A00	Jgo. retén válvulas (16)	P	1 R903510P
12279-AD200	Retén bancada 84 x 104 x 8.5	P	1 R903511P
13510-6N200	Retén distribución 48 x 58 x 7	P	1 R903512P



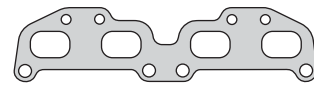
903508



903510



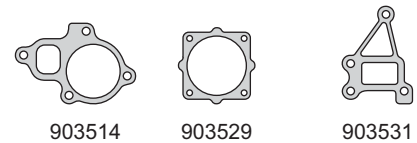
903511



903515



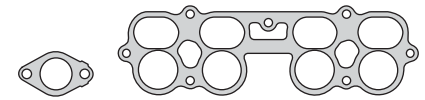
903517



903514

903529

903531



903532

903530

A 11.5 x 17 x 3.5 C

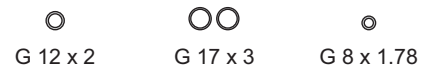


G 34 x 3

G 21 x 2.5

G 31 x 3

G 8 x 3.53



G 12 x 2

G 17 x 3

G 8 x 1.78

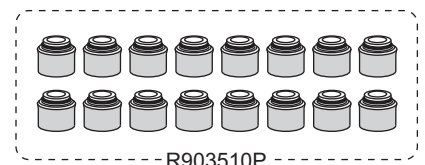
G 18 x 3



R953511P



R903512P



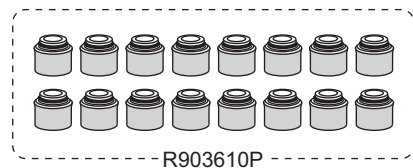
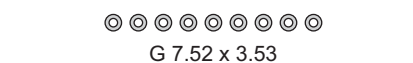
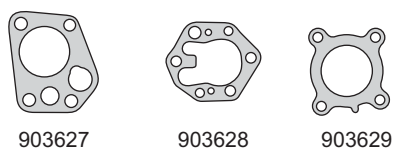
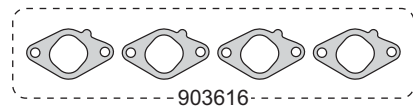
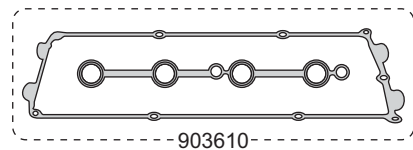
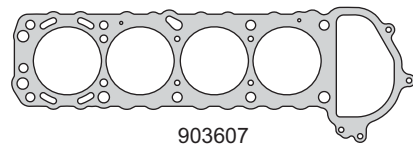
R903510P

NISSAN



Motor / Engine	Cm ³	HP	Ø
KA24DE (DOHC) 16V	2389	139/150	89

Nissan: Urvan 2000/03, King-Cab 2001/...
X-Terra, Frontier, Altima 2000/01



Nº OE	Descripción / Description	Mat.	Ref.
	Jgo. de juntas para motor		903600-R
	Junta tapa cilindros Ø 90.0 ± 1.70	NFT 1	903607
	Jgo. tornillos tapa cilindros		B903600
	Sellador líquido - caucho de silicona		TRN0085G
	Conj. junta tapa válvulas (2)	GS 1	903610
	Jgo. múltiple escape (4)	NFT 1	903616
	Múltiple admisión	NB 1	903617
	Junta bomba de aceite	NB 1	903627
	Junta cuerpo bomba de aceite	NB 1	903628
	Junta adaptador filtro de aceite	NB 1	903629
	Junta succión tubo de aceite	NH 1	903630
	Junta tapón drenado de aceite	CH/GS 1	903631
	Junta	NB 1	903633
	Junta sello tapa distribución	NB 1	903634
	O´ring G 7.52 x 3.53	GS 9	
	O´ring G 7.59 x 2.62	GS 1	
	O´ring G 21.89 x 2.62	GS 2	
	Kit de retenes completo		R903600
	Jgo. retén válvulas (16)	P 1	R903610P
	Retén bancada 80 x 100 x 10	P 1	R250211P
	Retén distribución 46 x 58 x 7	P 1	R902512P

NISSAN

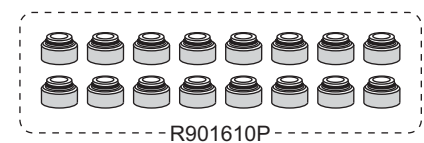
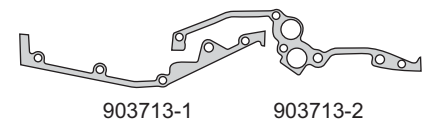
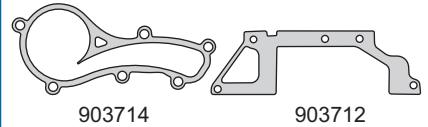
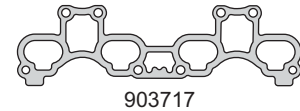
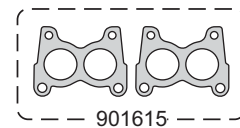
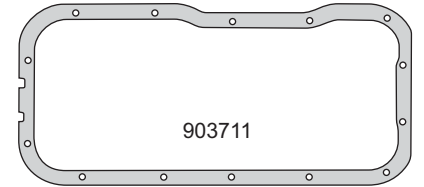
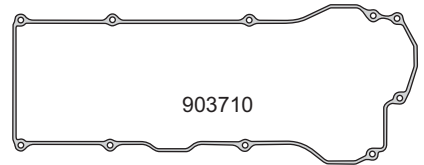
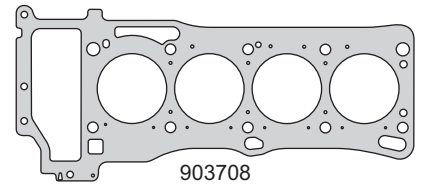


Motor / Engine	Cm ³	HP	Ø
QG16DE (DOHC) 16V	1597	109	76

Nissan: Sunny, Sentra, Primera 2000/...



Nº OE	Descripción / Description	Mat.	Ref.
	Jgo. de juntas para motor		903700-R MLS
	Junta tapa cilindros Ø 76.5 x 0.50	MLS 1	903708
	Jgo. tornillos tapa cilindros (HAH10055/10100)		B903700
	Junta tapa válvulas	GS 1	903710
	Junta para cárter	NB 1	903711
	Cadena cierre distribución	NB 1	903712
	Frente motor	NB 1	903713-1
	Frente motor	NB 1	903713-2
	Bomba de agua	NB 1	903714
	Jgo. múltiple escape (2)	NFT 1	901615
	Múltiple admisión	SLS 1	903717
	Junta cuerpo mariposa aceleración	SLS 1	903733
	Casquillo metálico fijación tapa de válvulas	AC/GS 2	903737
	Junta valvula EGR	SLS 1	903738
	Salida de agua	NB 1	903739
	Guarnición goma G 32 x 41 x 3.5	GS 1	903740
	Guarnición goma G 28 x 37 x 3.5	GS 1	903741
	Arandela espiralada A 11 x 18 x 3.5 C	CU 1	
	O'ring G 8 x 2.2	GS 1	
	O'ring G 7.52 x 3.53	GS 2	
	Kit de retenes completo		R903700
	Jgo. retén válvulas (16)	P 1	R901610P
	Retén bancada 84 x 104 x 8.5	S 1	R903511S
	Retén distribución 40 x 52 x 7	S 1	R420613S



NISSAN

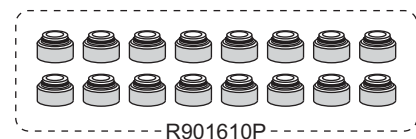
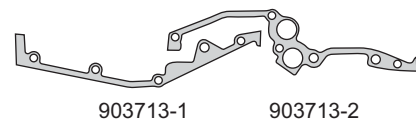
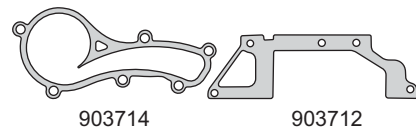
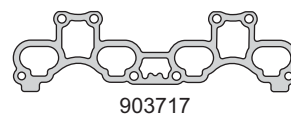
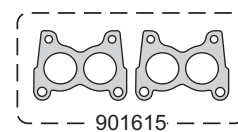
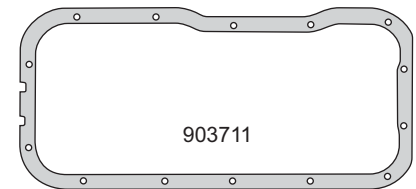
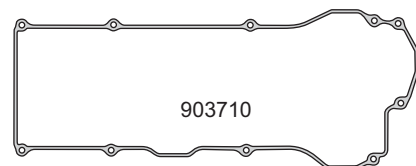
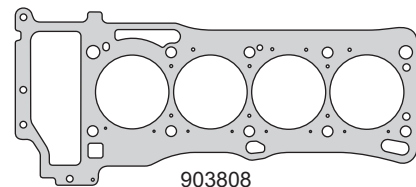


Motor / Engine	Cm ³	HP	Ø
QG18DE (DOHC) 16V	1769	114/126	80

Nissan: Sunny, Bluebird 1998/...
Almera, Pulsar 2000/...



Nº OE	Descripción / Description	Mat.	Ref.
	Jgo. de juntas para motor		903800-R MLS
	Junta tapa cilindros Ø 80.5 ± 0.50	MLS	1 903808
	Jgo. tornillos tapa cilindros (HAH10055/10100)		B903700
	Junta tapa válvulas	GS	1 903710
	Junta para cárter	NB	1 903711
	Cadena cierre distribución	NB	1 903712
	Frente motor	NB	1 903713-1
	Frente motor	NB	1 903713-2
	Bomba de agua	NB	1 903714
	Jgo. múltiple escape (2)	NFT	1 901615
	Múltiple admisión	SLS	1 903717
	Junta cuerpo mariposa aceleración	SLS	1 903733
	Casquillo metálico fijación tapa de válvulas	AC/GS	2 903737
	Junta valvula EGR	SLS	1 903738
	Salida de agua	NB	1 903739
	Guarnición goma G 32 x 41 x 3.5	GS	1 903740
	Guarnición goma G 28 x 37 x 3.5	GS	1 903741
	Arandela espiralada A 11 x 18 x 3.5 C	CU	1
	O'ring G 8 x 2.2	GS	1
	O'ring G 7.52 x 3.53	GS	2
	Kit de retenes completo		R903700
	Jgo. retén válvulas (16)	P	1 R901610P
	Retén bancada 84 x 104 x 8.5	S	1 R903511S
	Retén distribución 40 x 52 x 7	S	1 R420613S



NISSAN



Motor / Engine **Cm³** **HP** **Ø**

YD25DDTI **2488** **133/172** **89**

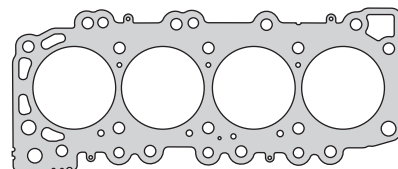
(DOHC) 16V

Nissan: King-Cab TD 2001/...
Hardbody 2006/...

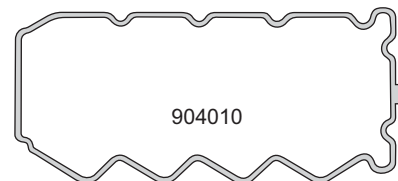
DIESEL



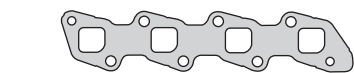
Nº OE	Descripción / Description	Mat.	Ref.
	Jgo. de juntas para motor		904000-R
	Junta tapa cilindros Ø 90.0 ± 0.85	MLS	904008-SM
	Junta tapa cilindros Ø 90.0 ± 0.90	MLS	904008-1M
	Junta tapa cilindros Ø 90.0 ± 0.92	MLS	904008-2M
	Junta tapa cilindros Ø 90.0 ± 0.95	MLS	904008-3M
	Junta tapa cilindros Ø 90.0 ± 0.97	MLS	1 904008-4M
	Junta tapa cilindros Ø 90.0 ± 1.00	MLS	904008-5M
	Jgo. tornillos tapa cilindros (HAH10055/10100)		B904000
	Sellador líquido - caucho de silicona		TRN0085G
	Junta tapa de válvulas	GS	1 904010
	Junta frente motor	GS	1 904012
	Junta bomba de agua	SLS	1 904014
	Múltiple escape	AC	1 904015
	Múltiple admisión	SLS	1 904017
	Termostato	SLS	1 904019
	Junta carcasa termostato	SLS	1 904026
	Base filtro de aceite	SLS	1 904027
	Jgo. guarnición toberas (4)	GS/AC	1 904030
	Guarnición especial G 17.6 x 3.62	GS/AC	1 904031
	Junta válvula EGR	SLS	2 904032
	Guarnición especial 18 x 11 x 3.46	CU	1 904033
	Arandela doble raccord A 6 x 10 x 1 A	AL	4 904034
	Junta tubo de agua termostato	AC	1 904035
	Junta tubo de succión de aceite	SLS	1 904037
	Junta tubo de aceite a turbo	SLS	1 904038
	Junta válvula EGR	SLS	1 904039
	Junta tubo de agua	SLS	2 904040
	Junta válvula EGR	SLS	1 904041
	Junta tubo salida de agua	SLS	1 904042
	Guarnición especial	GS/AC	1 904043
	Guarnición especial	GS/AC	2 904044
	O´ring G 128 x 3.3	S	1
	O´ring G 85.32 x 3.53	GS	1
	O´ring G 78 x 3.2	GS	1
	O´ring G 73 x 3.2	S	2
	O´ring G 24 x 3.4	S	1
	O´ring G 17.12 x 2.62	GS	1
	O´ring G 15.3 x 2.6	S	3
	O´ring G 15.54 x 2.62	GS	8
	Arandela pico inyector A 7.5 x 15.5 x 1 C	CU	4
	Arandela blindada A 12.5 x 17.5 x 2.4 C	CU	1
	Arandela A 8.4 x 14 x 1.5 C	CU	4
	Arandela A 12.5 x 18 x 1.5 C	CU	1
	Kit de retenes completo		R904000
	Jgo. retén válvulas (16)	V	1 R904010V
	Retén bancada trasera 84 x 104 x 8.5	P	1 R904011P
	Retén distribución 50 x 62 x 7	P	1 R904012P



904008



904010



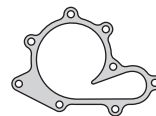
904015



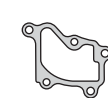
904017



904012



904014



904019



904026



904032



904030



904031



904032



904034



904035



904037



904038



904039



904041



904044



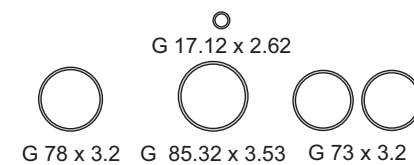
904040



904042



904043



G 17.12 x 2.62



G 78 x 3.2




G 85.32 x 3.53



G 73 x 3.2



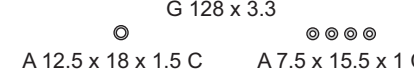
G 24 x 3.4



G 128 x 3.3

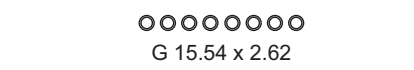


G 15.3 x 2.6



A 12.5 x 18 x 1.5 C

A 7.5 x 15.5 x 1 C



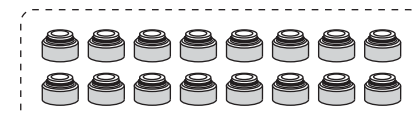
G 15.54 x 2.62



R904011P



R904012P



R904010V

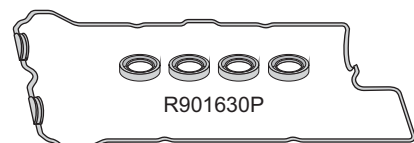
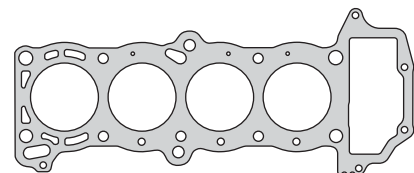
NISSAN



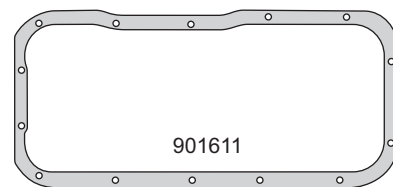
Motor / Engine **Cm³** **HP** **Ø**

GA14DE
(DOHC) 16V **1392** **87** **73.6**

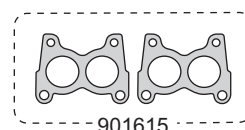
Nissan: Almera 1995/00, Sunny 1995/...



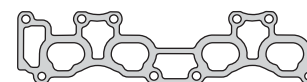
901610



901611



901615



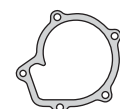
904117



901612



901613



901614



901619



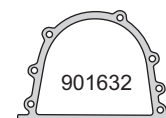
901629



901625



901630



901632



901631



901633

901637

901637



901634



G 11 x 2.2



G 50.39 x 3.53



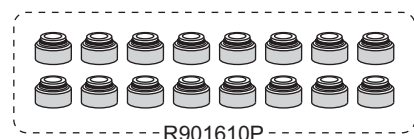
G 8 x 2.2



R902111S



R420613S



R901610P

Nº OE	Descripción / Description	Mat.	Ref.
	Jgo. de juntas para motor		904100-R
	Junta tapa cilindros Ø 75.5 ± 1.70 N.R.	NFT	1 904107
	Jgo. tornillos tapa cilindros (6 HAH10055/10100)		B902100
	Junta tapa de válvulas	GS	1 901610
	Junta para cárter	CG	1 901611
	Junta distribución	NB	1 901612
	Junta distribución	NB	1 901613
	Bomba de agua	NB	1 901614
	Jgo. múltiple de escape (2)	NFT	1 901615
	Múltiple admisión	SLS	1 904117
	Junta termostato	CG	1 901619
	Junta	NB	1 901625
	Tapa inspección	NB	1 901629
	Anillo cierre inspección	P	4 R901630P
	Junta	NB	1 901630
	Guarnición goma G 32 x 43 x 5.5	GS	1 901631
	Junta porta retén trasero	NB	1 901632
	Junta	NB	1 901633
	Junta	NB	1 901634
	Casquillo metálico fijación tapa de válvulas	AC/GS	2 901637
	O´ring G 8 x 2.2	GS	1
	O´ring G 11 x 2.2	GS	1
	O´ring G 50.39 x 3.53	GS	1
	Kit de retenes completo		R901600
	Jgo. retén válvulas (16)	P	1 R901610P
	Retén bancada 84 x 104 x 11	S	1 R902111S
	Retén distribución 40 x 52 x 7	S	1 R420613S

NISSAN



Motor / Engine **Cm³** **HP** **Ø**

SR18DE
(DOHC) 16V

1838

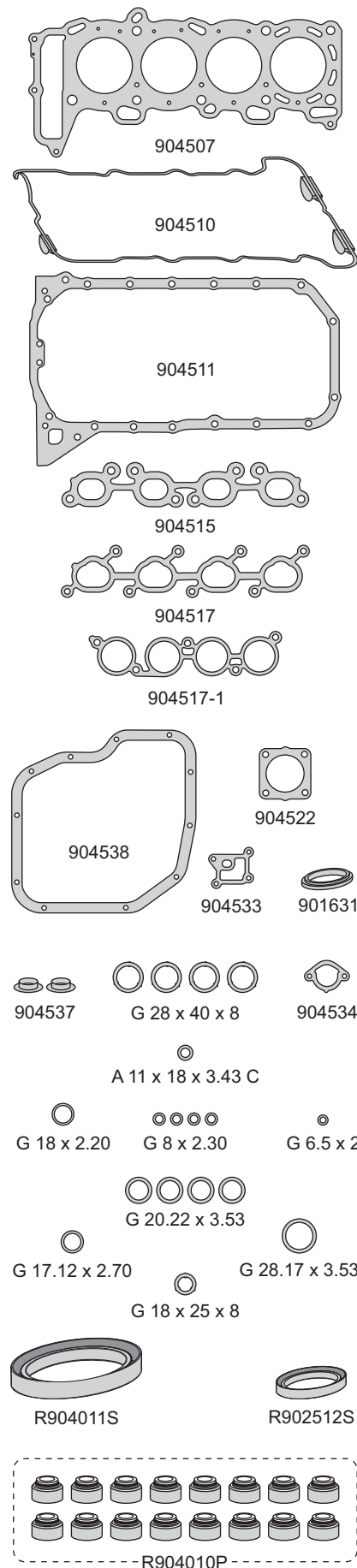
125

83

Nissan: Bluebird Serie U13 1993/...



Nº OE	Descripción / Description	Mat.	Ref.
	Jgo. de juntas para motor	●	904500-R
	Junta tapa cilinindros Ø 84.0 ± 1.75	NFT	1 904507
	Jgo. tornillos tapa cilindros (B902100
	Junta tapa de válvulas	GS	1 904510
	Junta para cárter	CG	1 904511
	Múltiple de escape	GFT	1 904515
	Múltiple de admisión (2)	NB	1 904517
	Múltiple de admisión (2)	NB	1 904517-1
	Base filtro de aceite	NB	1 904522
	Guarnición goma G 32 x 43 x 5.5	GS	1 901631
	Junta	NB	1 904533
	Junta	NB	1 904534
	Casquillo metálico fijación tapa de válvulas	AC/GS	2 904537
	Junta sobre cárter inferior	CG	1 904538
	Arandela espiralada A 11 x 18 x 3.43	CU	1
	Anillo tapa válvulas G 18 x 25 x 8	GS	1
	Anillo tapa válvulas G 28 x 36 x 8	GS	4
	O´ring G 6.5 x 2	GS	1
	O´ring G 8 x 2.30	GS	4
	O´ring G 17.12 x 2.70	GS	1
	O´ring G 18 x 2.20	GS	1
	O´ring G 20.22 x 3.53	GS	4
	O´ring G 28.17 x 3.53	GS	1
	Kit de retenes completo		R904500
	Jgo. retén válvulas (16)	P	1 R904010P
	Retén bancada 84 x 104 x 8.5	S	1 R904011S
	Retén distribución 46 x 58 x 7	S	1 R902512S



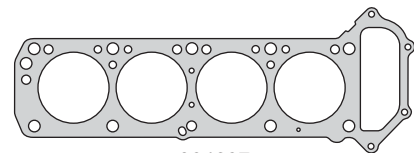
NISSAN



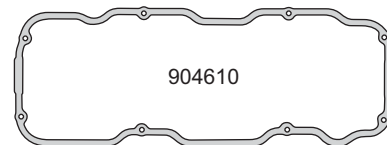
Motor / Engine **Cm³** **HP** **Ø**

Z20
(SOHC) 8V **1952** **87** **85**

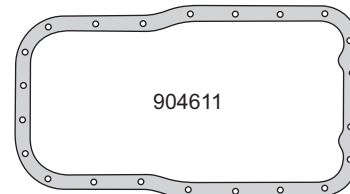
Nissan: Pick Up D21 1986/88



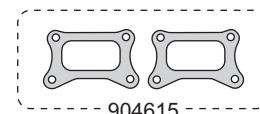
904607



904610



904611



904615



904617



904612



904613



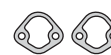
904614



904619



904627



904628



904629



904630



904632



901631



904634



904635



904637



G 40 x 3



904638



G 26.5 x 3



R904611S



R904612S



R904610P

Nº OE	Descripción / Description	Mat.	Ref.
	Jgo. de juntas para motor		904600-R
	Junta tapa cilindros Ø 86.8 ± 1.60	NFT	1 904607
	Junta tapa de válvulas	GS	1 904610
	Junta para cárter	CG	1 904611
	Junta distribución	NB	1 904612
	Junta distribución	NB	1 904613
	Bomba de agua	NB	1 904614
	Jgo. múltiple de escape (2)	NFT	1 904615
	Múltiple admisión	NB	1 904617
	Junta termostato	CG	1 904619
	Junta bomba de aceite	NB	1 904627
	Junta bomba combustible	NB	2 904628
	Adaptador filtro de aceite	NB	1 904629
	Junta	NB	1 904630
	Guarnición goma G 32 x 43 x 5.5	GS	1 901631
	Junta brida aceite	NB	1 904632
	Junta cierre bancada	AC/GS	2 904634
	Junta	NB	1 904635
	Junta	NB	1 904637
	Junta	NB	1 904638
	O´ring G 26.5 x 3	GS	1
	O´ring G 40 x 3	GS	1
	Kit de retenes completo		R904600
	Jgo. retén válvulas (8)	P	1 R904610P
	Retén bancada 80 x 100 x 12	S	1 R901911S
	Retén distribución 48 x 70 x 9	S	1 R901913S

NISSAN



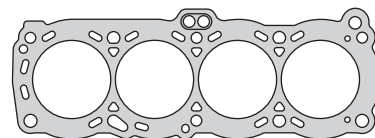
Motor / Engine Cm³ HP Ø

CA20S (SOHC) 8V 1974 105 84.5

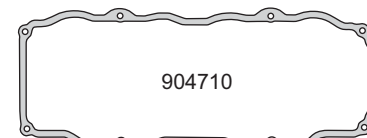
Nissan: Bluebird 1983/...



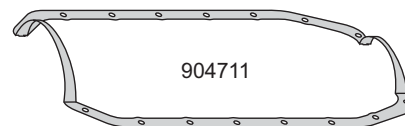
Nº OE	Descripción / Description	Mat.	Ref.
	Jgo. de juntas para motor	●	904700-R
	Junta tapa cilindros Ø 85.7 \pm 1.70	NFT	1 904707
	Junta tapa de válvulas	GS	1 904710
	Junta para cárter	GS	1 904711
	Conj. frente motor (3)	GS	1 904712
	Junta distribución	NB	1 904713
	Bomba de agua	NB	1 904714
	Jgo. múltiple de escape (2)	NFT	1 904715
	Múltiple admisión	NB	1 904717
	Salida de escape	NFT	1 904718
	Junta termostato	NB	1 904719
	Junta carburador	NB	1 904725
	Junta carburador	NB	1 904726
	Guarnición goma G 32 x 43 x 5.5	GS	1 901631
	Junta porta retén trasero	NB	1 904732
	Junta	NB	1 904733
	Cierre bancada	GS	1 904734
	Junta	NB	1 904735
	Base termostato	NB	1 904737
	Junta escape EGR	NB	2 904739
	Arandela tapón cárter A 13 x 25 x 1.50 F	F	1
	O´ring G 26.5 x 3	GS	1
	Kit de retenes completo		R904700
	Jgo. retén válvulas (8)	P	1 R901910P
	Retén bancada 84 x 104 x 11	S	1 R902111S
	Retén distribución 34 x 48 x 7	S	1 R900912S
	Retén árbol de levas 33 x 47 x 8	S	1 R901312S



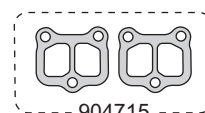
904707



904710



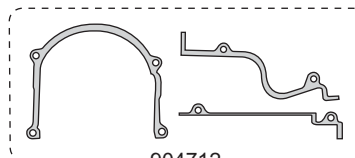
904711



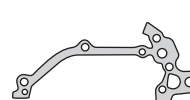
904715



904717



904712



904713



904714



904718



904719



904725



904726



904733



904737



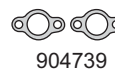
904732



901631



904735



904739



904734



G 26.5 x 3



A 13 x 25 x 1.50 F



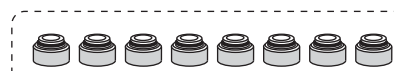
R902111S



R900912P



R901312S



R901910P

NISSAN



Motor / Engine **Cm³** **HP** **Ø**

CD20
(SOHC) 8V **1974** **75** **84.5**

Nissan: Primera, Pulsar, Sunny 1991/96
Almera 1995/98

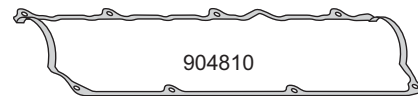
DIESEL



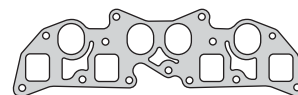
Nº OE	Descripción / Description	Mat.	Ref.
	Jgo. de juntas para motor		904800-R MLS
	Junta tapa cilindros Ø 85.5 ± 1.15	MLS	1 904808
	Jgo. tornillos tapa cilindros (HAH10055/10100)		B902900
	Sellador líquido - caucho de silicona		TRN0085G
	Tapa válvulas	GS	1 904810
	Cogotera cárter	GS	1 904811-1
	Cogotera cárter	GS	1 904811-2
	Múltiple admisión	NFT	1 904817
	Múltiple admisión	GS	1 904817-1
	Placa enfriador aceite	NB	1 904829
	Guarnición goma G 32 x 43 x 5.5	GS	1 901631
	Junta porta retén bancada	NB	1 904832
	Arandela tapa válvulas	H	4 904833
	Guarnición goma	GS	1 904834
	Guarnición goma	GS	1 904835
	Guarnición goma	GS	1 904837
	Guarnición goma	GS	1 904837-1
	Arandela espiralada A 11 x 18 x 3.45 C	CU	1
	O'ring G 18 x 2.20	GS	1
	Kit de retenes completo		R904800
	Jgo. retén válvulas (8)	P	1 R901910P
	Retén bancada 84 x 104 x 11	S	1 R902111S
	Retén distribución 40 x 52 x 7	S	1 R901412S
	Retén árbol de levas 36 x 50 x 8	S	2 R460213S



904808



904810



904811-1



904811-2



904817-1



904811-1



904811-2



904829



901631



904832



904833



904834



904835



904837



904837-1



G 18 x 2.20



A 11 x 18 x 3.45 C



R902111S



R901412S



R460213S



R901910P

NISSAN



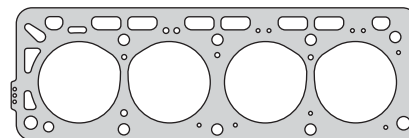
Motor / Engine **Cm³** **HP** **Ø**

H20-II
(DOHC) 8V **1982** **92** **87.2**

Nissan: Autoelevador 1983/...



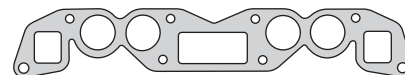
Nº OE	Descripción / Description	Mat.	Ref.
	Jgo. de juntas para motor	●	904900-R
	Junta tapa cilindros Ø 89.5 ± 1.70	NFT	1 904907
	Sellador líquido - caucho de silicona		TRN0085G
	Junta tapa de válvulas	CG	1 901910
	Tapa distribución	NB	1 901912
	Placa distribución	CG	1 901913
	Múltiple admisión	NFT	1 901917
	Junta termostato	NB	1 901919
	Junta termostato	NB	1 901919-1
	Base carburador	NB	1 901923
	Junta carburador	NB	1 901926
	Bomba de aceite	NB	1 901927
	Chupador aceite	NB	1 901928
	Junta brida	NB	2 901930
	Junta brida	NB	1 901931
	Kit de retenes completo		R901900
	Jgo. retén válvulas (8)	P	1 R901910P
	Retén bancada 80 x 100 x 12	S	1 R901911S
	Retén distribución 70 x 95 x 13	S	1 R901912S
	Retén árbol de levas 48 x 70 x 9	S	1 R901913S



904907



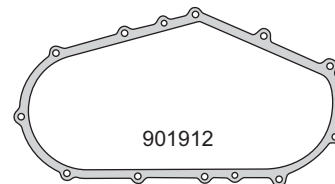
901910




901912



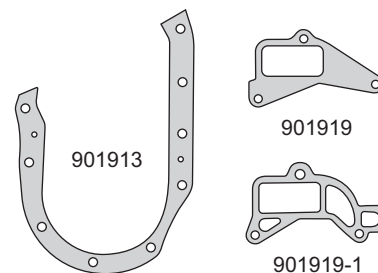
901913



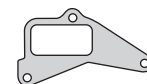
901917



901912



901913



901919



901919-1



901923



901927



901926



901928



901930



901931



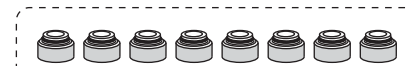
R901911S



R901912S



R901913S



R901910P

NISSAN



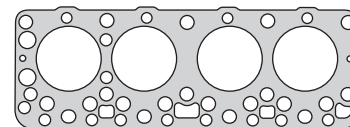
Motor / Engine	Cm ³	HP	Ø
SD20	1991	59	83
SD22 (OHV) 8V	2164	65	83

Nissan: Cedric 1979/83
Cabstar, Homer, Clipper 1979/82
Pick UP 720, Cedric 1979/80



DIESEL

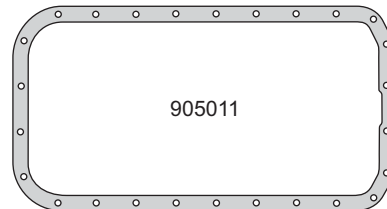
Nº OE	Descripción / Description	Mat.	Ref.
	Jgo. de juntas para motor		905000-R
	Junta tapa cilindros Ø 85.5 \pm 1.70	NFT	1 905007
	Junta tapa de válvulas	GS	1 905010
	Junta para cárter	NB	1 905011
	Tapa distribución	NB	1 905012
	Placa distribución	NB	1 905013
	Bomba de agua	NB	1 905014
	Múltiple admisión y escape	NFT	1 905017
	Junta termostato	NB	1 905019
	Junta bomba de aceite	NB	1 905027
	Junta retorno agua	NB	1 905029
	Junta filtro aceite a block	NB	1 905032
	Junta curva escape	NB	1 905034
	Junta cierre bancada	AC/GS	2 905035
	Arandela fijación tapa válvula	AC/GS	2 905036
	Placa distribución bomba inyectora	NB	1 905037
	Soporte filtro aceite a block	NB	1 905038
	Soporte filtro aceite a block	NB	1 905039
	Salida de agua	NB	1 905041
	Bomba inyectora	NB	1 905043
	Acople con escape	NB	1 905046
	Enfriador aceite	NB	2 905045
	Anillo G 7 x 12 x 2	AC/GS	4
	Anillo G 9.6 x 15 x 2	AC/GS	2
	Anillo G 16.5 x 22 x 2.40	AC/GS	2
	Anillo G 9.3 x 14 x 4.30	AC/GS	1
	Arandela A 7 x 14 x 1.60 C	CU	4
	O´ring G 27 x 3	GS	1
	Kit de retenes completo		R905000
	Jgo. retén válvulas (8)	P	1 R905010P
	Retén bancada 80 x 100 x 10	S	1 R250211S
	Retén distribución 58 x 80/88.5 x 12	S	1 R905012S



905007



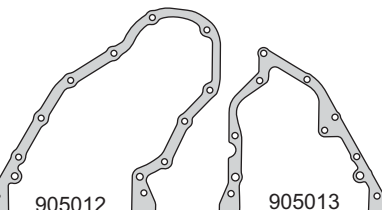
905010



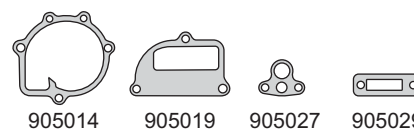
905011



905012



905013



905014



905019



905027



905029



905032



905034



905035



905036



905038



905037



905039



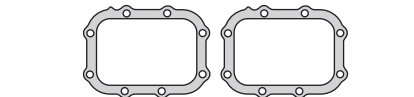
905041



905043



905046



905045



G 7 x 12 x 2



G 27 x 3



G 9.6 x 15 x 2



G 16.5 x 22 x 2.40



R250211S



R905012S



R905010P

NISSAN

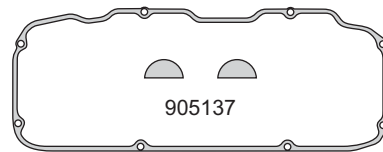
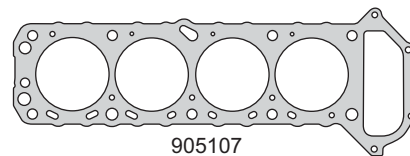


Motor / Engine	Cm ³	HP	Ø
NA20S (SOHC) 8V	1998	99	87

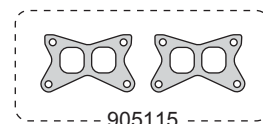
Nissan: Datsun Truck 1989/99
Atlas 1990/99
Caravan 1990/99



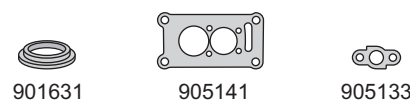
Nº OE	Descripción / Description	Mat.	Ref.
	Jgo. de juntas para motor		905100-R
	Junta tapa cilindros Ø 88.0 ± 1.70	NFT 1	905107
	Sellador líquido - caucho de silicona		TRN0085G
	Junta tapa válvulas	GS 1	905110
	Jgo. múltiple de escape (2)	NFT 1	905115
	Múltiple de admisión	NB 1	905117
	Junta aislante carburador	NB 1	905125
	Bomba de aceite	NB 1	905127
	Bomba combustible	NB 1	905128
	Placa filtro de aceite	NB 1	905129
	Guarnición tapón deposito de aceite G 32 x 43 x 5.5	GS 1	901631
	Junta	SLS 1	905133
	Guarnición medialuna árbol levas	GS 2	905137
	Casquillo metálico fijación tapa válvulas	AC/GS 1	905138
	Casquillo metálico fijación tapa válvulas	AC/GS 1	905139
	Colector admisión filtro de aire	NB 1	905141
	Arandela especial A 11 x 18 x 3.4 C	CU 1	
	O´ring G 28.17 x 3.53	GS 1	
	Kit de retenes completo		R905100
	Jgo. retén válvulas (8)	P 1	R905110P
	Retén bancada 80 x 100 x 10	S 1	R250211S
	Retén distribución 48 x 70 x 9	S 1	R900012S



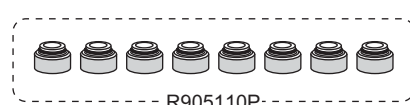
905110



905117



G 28.17 x 3.53



NISSAN



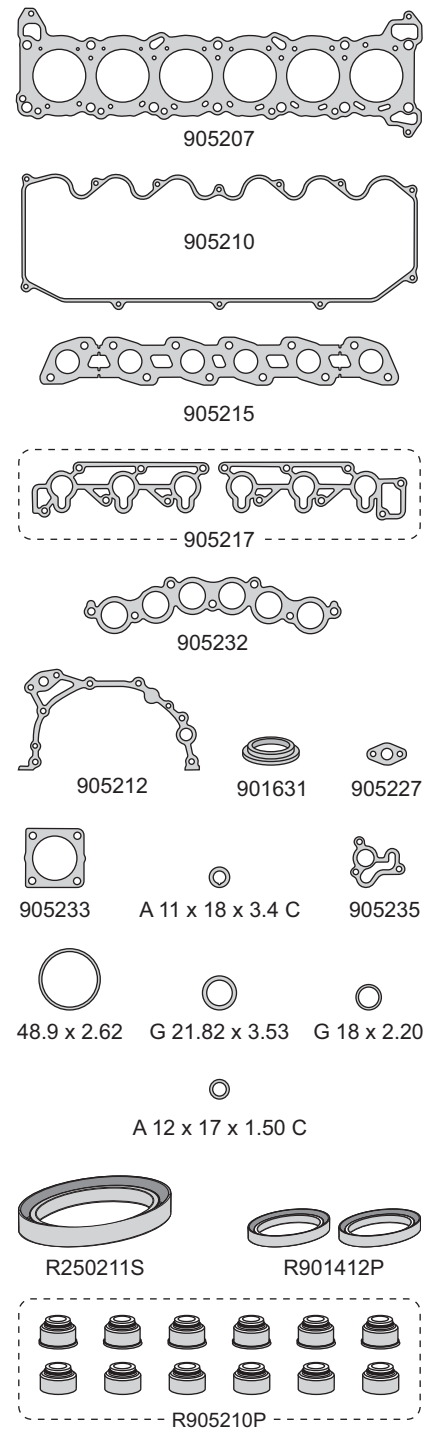
Motor / Engine **Cm³** **HP** **Ø**

RB20E
(SOHC) 12V **1988** **96/110** **78**

Nissan: Laurel 1985/...



Nº OE	Descripción / Description	Mat.	Ref.
	Jgo. de juntas para motor		905200-R
	Junta tapa cilindros Ø 80.0 ± 1.40 N.R.	NFT	1 905207
	Sellador líquido - caucho de silicona		TRN0085G
	Junta tapa de válvulas	GS	1 905210
	Junta distribución	NB	1 905212
	Múltiple de escape	NFT	1 905215
	Jgo. múltiple admisión (2)	NB	1 905217
	Junta apoyo filtro aceite	NFT	1 905227
	Guarnición tapón depósito de aceite G 32 x 43 x 5.5	GS	1 901631
	Junta entre colectores admisión	NB	1 905232
	Junta cuerpo mariposa aceleración	NB	1 905233
	Junta válvula auxiliar (IACV-AAC)	NB	1 905235
	Arandela tapón cárter A 11 x 18 x 3.4 C	CU	1
	Arandela A 12 x 17 x 1.50 C	CU	1
	O´ring G 18 x 2.20	GS	1
	O´ring G 21.82 x 3.53	GS	1
	O´ring G 48.90 x 2.62	GS	1
	Kit de retenes completo		R905200
	Jgo. retén válvulas (12)	P	1 R905210P
	Retén bancada 80 x 100 x 10	S	1 R250211S
	Retén distribución 40 x 52 x 7	S	2 R901412P



NISSAN



Motor / Engine **Cm³** **HP** **Ø**

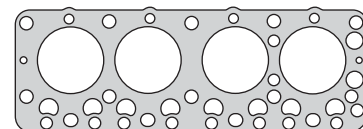
SD22
(OHV) 8V **2164** **65** **83**

Nissan: Cedric, Cabstar, Clipper
Pick UP 720 1979/82

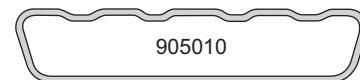
DIESEL



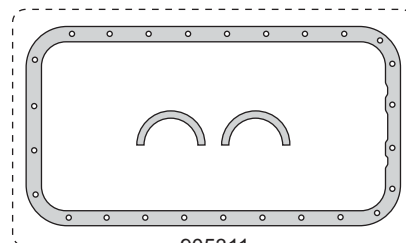
Nº OE	Descripción / Description	Mat.	Ref.
	Jgo. de juntas para motor	●	905300-R
	Junta tapa cilindros Ø 85.5 x 1.35	NFT	1 905307
	Junta tapa de válvulas	GS	1 905010
	Jgo. junta para cárter (3)	NB	1 905311
	Tapa distribución	NB	1 905012
	Placa distribución	NB	1 905013
	Bomba de agua	NB	1 905014
	Múltiple admisión	NFT	1 905017
	Junta termostato	NB	1 905019
	Junta bomba de aceite	NB	1 905027
	Junta retorno agua	NB	1 905029
	Junta filtro aceite a block	NB	1 905032
	Junta curva escape	NB	1 905034
	Junta cierre bancada	AC/GS	2 905035
	Arandela fijación tapa válvula	AC/GS	2 905036
	Placa distribución bomba inyectora	NB	1 905037
	Soporte filtro aceite a block	NB	1 905038
	Soporte filtro aceite a block	NB	1 905039
	Salida de agua	NB	1 905041
	Bomba inyectora	NB	1 905043
	Acople con escape	NB	1 905046
	Enfriador aceite	NB	2 905045
	Anillo A 7 x 12 x 2	AC/GS	4
	Anillo A 9.6 x 15 x 2	AC/GS	2
	Anillo A 16.5 x 22 x 2.40	AC/GS	2
	Anillo A 9.3 x 14 x 4.30	AC/GS	1
	Arandela A 7 x 14 x 1.60 C	CU	4
	O´ring G 27 x 3	GS	1
	O´ring G 21.82 x 3.53	GS	4
	Kit de retenes completo		R905300
	Jgo. retén válvulas (8)	P	1 R905010P
	Retén bancada 71.6 x 92.7 x 6.2	S	1 R902011S
	Retén distribución 58 x 80/88.5 x 12	S	1 R905012S



905307



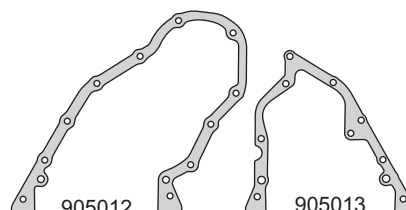
905010



905311

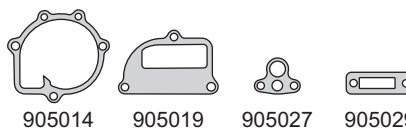


905014



905012

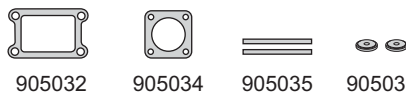
905013



905019

905027

905029

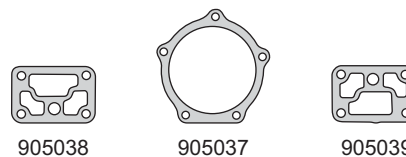


905032

905034

905035

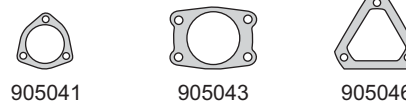
905036



905038

905037

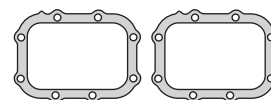
905039



905041

905043

905046



905045



A 7 x 12 x 2

G 27 x 3

A 9.6 x 15 x 2



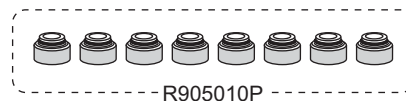
A 16.5 x 22 x 2.40



R902011S



R905012S



R905010P

NISSAN



Motor / Engine **Cm³** **HP** **Ø**

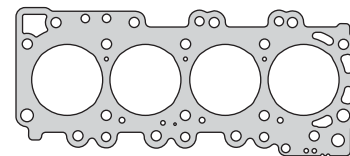
YD22DD
(DOHC) 16V **2184** **110** **86**

Nissan: Ad Van 1998/..., Sunny 1999/...

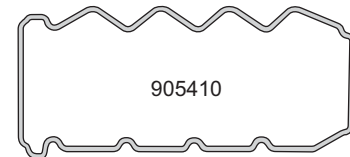
DIESEL



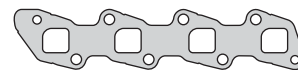
Nº OE	Descripción / Description	Mat.	Ref.
	Jgo. de juntas para motor		905400-R MLS
	Junta tapa cilindros Ø 86.5 ± 0.80	MLS	1 905408
	Sellador líquido - caucho de silicona		TRN0085G
	Tapa válvulas superior	GS	1 905410
	Frente motor	GS	1 905412
	Bomba de agua	SLS	1 905414
	Múltiple escape	AC	1 905415
	Múltiple admisión	SLS	1 905417
	Junta termostato	SLS	1 905419
	Junta bomba de aceite	SLS	1 905427
	Junta filtro de aceite	AC	1 905429
	Jgo. guarnición toberas (4)	GS/AC	1 905430
	Arandela doble raccord A 6 x 10.5 x 1 A	AL	4 905432
	Junta válvula EGR	SLS	2 905434
	Junta tubo de agua termostato	SLS	2 905435
	Junta válvula EGR	SLS	1 905436
	Tubería agua a block	SLS	1 905438
	Tubo salida de agua	SLS	1 905439
	Buje goma metal	GS/AC	2 905440
	Tapón goma	GS	1 905441
	Junta base compresor aire	SLS	1 905442
	Arandela especial A 11 x 18 x 3.4 C	CU	1
	Arandela A 7.5 x 15.5 x 1 C	CU	4
	Arandela A 12.5 x 18.5 x 1 C	CU	1
	O'ring G 13.94 x 2.62	GS	4
	O'ring G 15.54 x 2.62	S	2
	O'ring G 17.12 x 2.62	GS	1
	O'ring G 23.39 x 3.53	S	1
	O'ring G 74 x 3.20	S	2
	O'ring G 78 x 3.20	GS	1
	O'ring G 85.32 x 3.53	GS	1
	O'ring G 130 x 3.40	S	1
	Kit de retenes completo		R905400
	Jgo. retén válvulas (16)	P	1 R904010P
	Retén bancada 84 x 104 x 8.5	S	1 R903511S
	Retén distribución 50 x 62 x 7	S	1 R904012S



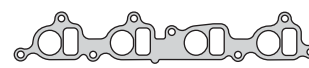
905408



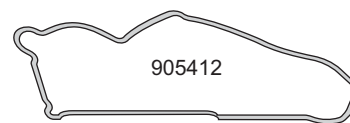
905410



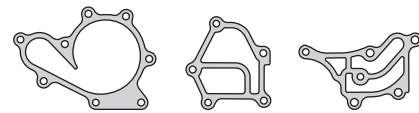
905415



905417



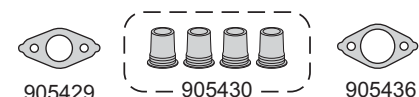
905412



905414

905419

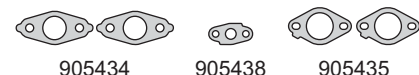
905427



905429

905430

905436



905434

905438


905435



905439

A 11 x 18 x 3.4 C

905441



905440

905432

905442



G 78 x 3.2

G 74 x 3.2

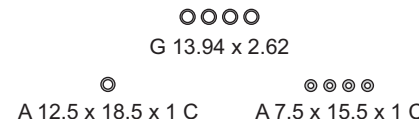
G 85.32 x 3.53



G 23.39 x 3.53

17.12 x 2.62

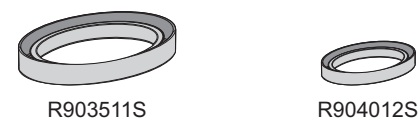
G 15.54 x 2.62



G 13.94 x 2.62

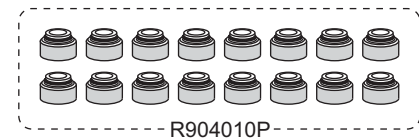
A 12.5 x 18.5 x 1 C

A 7.5 x 15.5 x 1 C



R903511S

R904012S



R904010P

NISSAN



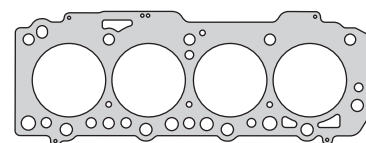
Motor / Engine	Cm ³	HP	Ø
LD23 (SOHC) 8V	2383	75	87

Nissan: Serena 1994/..., Vanette Cargo 1995/...

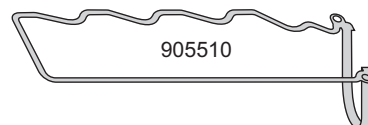
DIESEL



Nº OE	Descripción / Description	Mat.	Ref.
	Jgo. de juntas para motor		905500-R MLS
	Junta tapa cilindros Ø 87.5 \pm 1.30	MLS 1	905508
	Junta tapa cilindros Ø 87.5 \pm 1.40	MLS	905508-1.40
	Sellador líquido - caucho de silicona		TRN0085G
	Tapa válvulas	GS 1	905510
	Bomba de aceite	NB 1	905512
	Bomba de agua	NB 1	905514
	Múltiple admisión y escape	NFT 1	905516
	Múltiple admisión	GS 1	905517
	Junta filtro de aceite	NB 1	905527
	Placa filtro aceite	NB 1	905529
	Junta retorno agua	NB 1	905530
	Junta porta retén trasero	NB 1	905532
	Guarnición cubierta balancin	GS 1	905533
	Guarnición correa distribución	GS 1	905534
	Guarnición correa distribución	GS 1	905535
	Guarnición guardapolvo correa distribución	GS 1	905536
	Guarnición goma G 47.5 x 54.5 x 5.80	GS 1	905538
	Arandela A 15 x 18 x 1 C	CU 4	
	Kit de retenes completo		R905500
	Jgo. retén válvulas (8)	P 1	R904610P
	Retén bancada 86 x 100 x 10	S 1	R920211S
	Retén distribución 50 x 65 x 8	S 1	R905512S
	Retén árbol de levas 40 x 52 x 7	S 1	R420613S



905508



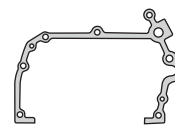
905510



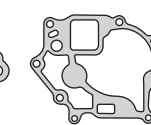
905514



905517



905527



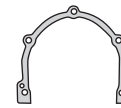
905512



905529



905533



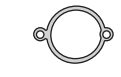
905534



905535



905536



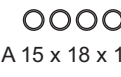
905535



905538



905533



A 15 x 18 x 1 C



905538



R920211S



R905512S



R420613S



R904610P

NISSAN



Motor / Engine **Cm³** **HP** **Ø**

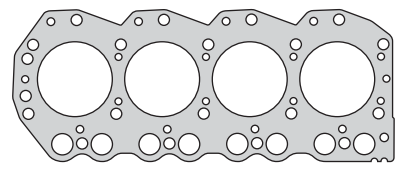
TD23
(OHV) 8V **2289** **69** **89**

Nissan: Urvan, Cabstar 1987/90

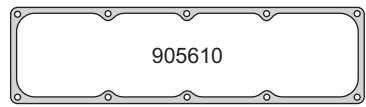
DIESEL



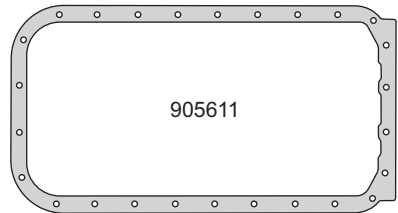
Nº OE	Descripción / Description	Mat.	Ref.
	Jgo. de juntas para motor	●	905600-R
	Junta tapa cilindros Ø 90.0 \pm 1.60	NFT	905607
	Junta tapa cilindros Ø 90.5 \pm 1.25	MLS 1	905608
	Junta tapa cilindros Ø 90.5 \pm 1.20	MLS	905608-1M
	Junta tapa cilindros Ø 90.5 \pm 1.25	MLS	905608-2M
	Junta tapa cilindros Ø 90.5 \pm 1.30	MLS	905608-3M
	Junta tapa de válvulas	GS 1	905610
	Junta para cárter	CG 1	905611
	Frente motor	NB 1	905612
	Bomba de agua	NB 1	905614
	Jgo. múltiple escape (4)	AC 1	905615
	Múltiple admisión	SLS 1	905617
	Salida de escape	NB 1	905618
	Junta termostato	NB 1	905619
	Guarnición bomba aceite a block	GS 1	905627
	Radiador aceite	NB 1	905629
	Inspección distribución	NB 1	905630
	Guarnición tapón depósito aceite G 32 x 43 x 5.5	S 1	901631
	Porta retén trasero	NB 1	905632
	Guarnición junta tapa válvulas G 5.5 x 15.7 x 7	AC/GS 10	905633
	Válvula control ventilación	GS 1	905634
	Junta entrada aire	NB 1	905638
	Guarnición goma	GS 1	905640
	Guarnición goma	GS 1	905641
	Guarnición goma	GS 1	905642
	Junta bomba inyectora	NB 1	905646
	O'ring G 17.12 x 2.62	GS 1	
	O'ring G 20.22 x 3.53	GS 5	
	Kit de retenes completo		R905600
	Jgo. retén válvulas (8)	P 1	R901810 P
	Retén bancada 86 x 100 x 10	S 1	R920211S
	Retén distribución 58 x 80 x 10	S 1	R920212S



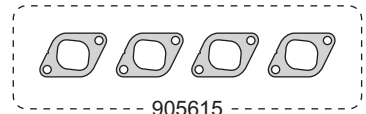
905608



905610



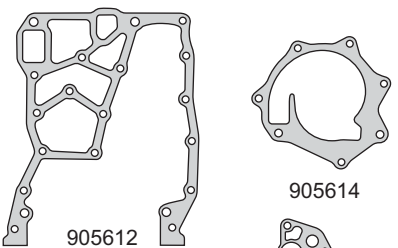
905611



905615

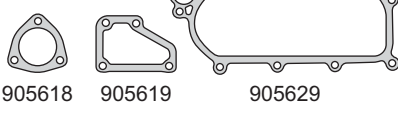


905617



905612

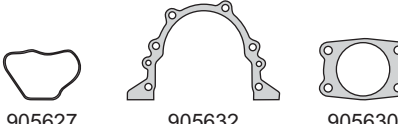
905614



905618

905619

905629



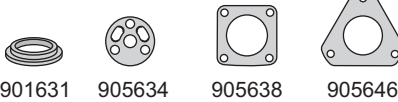
905627

905632

905630



905633



901631

905634

905638

905646



905640

905641

905642



G 17.12 x 2.62



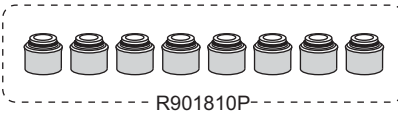
G 20.22 x 3.53



R920211S



R920212S



R901810P

NISSAN



Motor / Engine



Cm³

HP

Ø

L24E
(SOHC) 12V
























2393

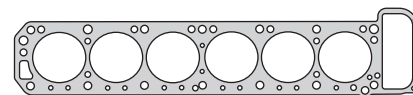
130

83

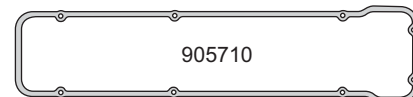
Nissan: Skyline, Blue Bird, Datsun 810
1977/83



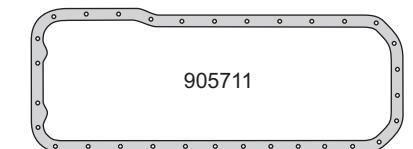
Nº OE	Descripción / Description	Mat.	Ref.
	Jgo. de juntas para motor	●	905700-R
	Junta tapa cilindros Ø 85.5 \pm 1.70 	NFT	1 905707
	Junta tapa de válvulas 	NFT	1 905710
	Junta para cárter 	CG	1 905711
	Cubierta delantera distribución 	NB	1 905712
	Cubierta delantera distribución 	NB	1 905713
	Bomba de agua 	NB	1 905714
	Múltiple admisión y escape 	NFT	1 905716
	Conector tubo de escape 	NB	1 905718
	Junta termostato 	NB	1 905719
	Bomba de aceite 	NB	1 905727
	Bomba de combustible 	NB	2 905728
	Placa inspección 	NFT	1 905729
	Junta filtro de aceite 	NB	1 905730
	Bastón cierre bancada 	AC/GS	2 905735
	Junta tubo admisión 	NB	1 905736
	Junta entrada agua 	NB	1 905737
	Junta base distribuidor 	NB	1 905738
	Junta caja termostato 	NB	1 905740
	O´ring G 27 x 3 	GS	1
	Kit de retenes completo 		R905700
	Jgo. retén válvulas (12) 	P	1 R905710P
	Retén bancada 80 x 100 x 12 	S	1 R901911S
	Retén distribución 48 x 70 x 9 	S	1 R900012S



905707



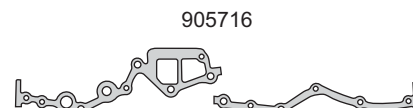
905710



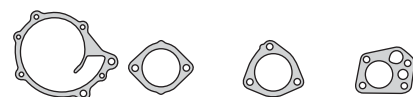
905711




905712



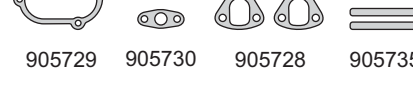
905713



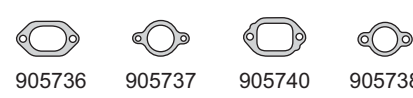
905716



905718



905719



905727



905728



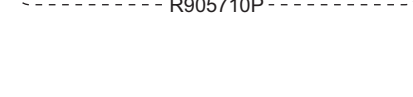
905729




905730



905735



905736



905737



905738



905740



G 27 x 3



R901911S



R900012S

R905710P

NISSAN

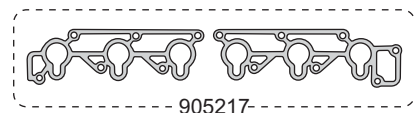
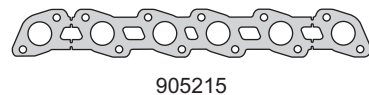
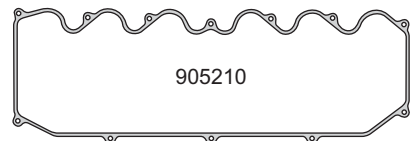
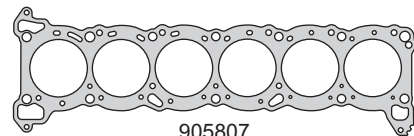


Motor / Engine	Cm ³	HP	Ø
RB24S	2428	139	86
RB30S (SOHC) 12V	2962	147	86

Nissan: Skyline 1985/...
Skyline, Patrol 1989/93



Nº OE	Descripción / Description	Mat.	Ref.
	Jgo. de juntas para motor		905800-R
	Junta tapa cilindros Ø 88.0 ±1.65 N.R.	GFT	1 905807
	Sellador líquido - caucho de silicona		TRN0085G
	Junta tapa de válvulas	GS	1 905210
	Junta distribución	NB	1 905212
	Múltiple de escape	NFT	1 905215
	Jgo. múltiple admisión (2)	NB	1 905217
	Guarnición tapón depósito de aceite G 32 x 43 x 5.5	S	1 901631
	Filtro aceite a block	NB	1 905833
	Arandela tapón cárter A 11 x 18 x 3.4 C	CU	1
	O´ring G 18 x 2.20	GS	1
	O´ring G 21.82 x 3.53	GS	1
	O´ring G 48.90 x 2.62	S	1
	Kit de retenes completo		R905200
	Jgo. retén válvulas (12)	P	1 R905210P
	Retén bancada 80 x 100 x 10	S	1 R250211S
	Retén distribución 40 x 52 x 7	S	2 R901412P



A 11 x 18 x 3.4 C

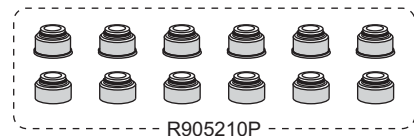
G 18 x 2.20

G 48.9 x 2.62

G 21.82 x 3.53

R250211S

R901412P



NISSAN



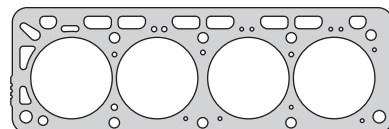
Motor / Engine **Cm³** **HP** **Ø**

H25
(DOHC) 8V **2472** **62** **92**

Nissan: Tractor, Autoelevador



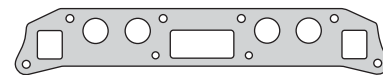
Nº OE	Descripción / Description	Mat.	Ref.
	Jgo. de juntas para motor	●	905900-R
	Junta tapa cilindros Ø 94.0 ±1.70	NFT 1	905907
	Sellador líquido - caucho de silicona		TRN0085G
	Junta tapa de válvulas	CG 1	905910
	Junta distribución	NB 1	905912
	Junta distribución	NB 1	905913
	Bomba de agua	NB 1	905914
	Múltiple admisión y escape	NFT 1	905916
	Junta termostato	NB 1	905919
	Junta carburador	NB 1	905925
	Junta bomba de aceite	NB 1	905927
	Junta bomba combustible	NB 2	905928
	Salida de agua	NB 1	905929
	Junta chupador aceite	NB 1	905937
	Arandela A 36.5 x 55.5 x 3	CG 1	
	O´ring G 24.99 x 3.53	GS 1	
	Kit de retenes completo		R905900
	Jgo. retén válvulas (8)	P 1	R901910P
	Retén bancada 80 x 100 x 8.5	S 1	R924111S
	Retén distribución 48 x 70 x 9	S 1	R900012S



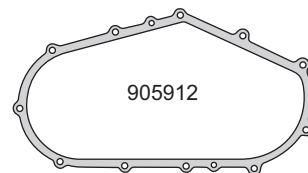
905907



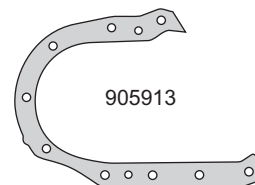
905910



905916



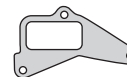
905912



905913



905914



905919



905925



905927



905928



905929



905937

A 36.5 x 55.5 x 3

G 24.99 x 3.53



R924111S



R900012S



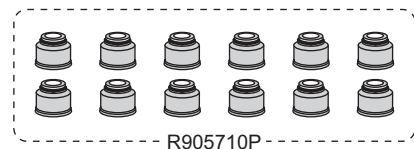
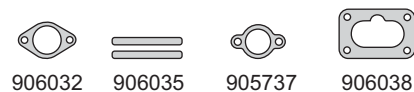
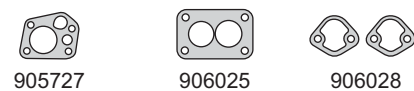
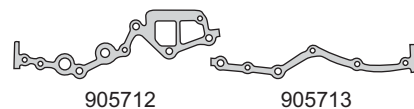
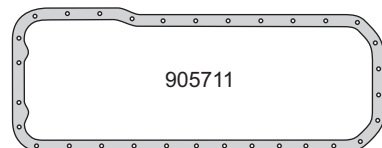
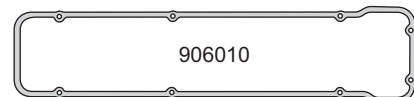
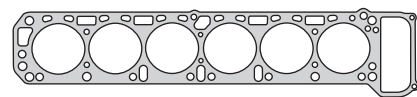
R901910 P

NISSAN



Motor / Engine	Cm ³	HP	Ø
L24/L24E	2393	130/140	83
L26S (SOHC) 12V	2565	150	83

Nissan: Cedric, Fairlady 1970/72, 810 1977/81
 Datsun, Skyline 1977/83
 Cedric, Fairlady, Laurel 1972/75



Nº OE	Descripción / Description	Mat.	Ref.
	Jgo. de juntas para motor		906000-R
	Junta tapa cilindros Ø 85.0 ± 1.55	GFT 1	906007
	Junta tapa de válvulas	CG 1	906010
	Junta para cárter	CG 1	905711
	Junta distribución	NB 1	905712
	Junta distribución	NB 1	905713
	Bomba de agua	NB 1	905714
	Múltiple admisión y escape	NFT 1	906016
	Salida de escape	FCH 1	906018
	Junta termostato	NB 1	906019
	Junta carburador	NB 1	906025
	Bomba de aceite	NB 1	905727
	Bomba de combustible	NB 2	905728
	Bomba de combustible	NB 2	906028
	Placa inspección	CG 1	906029
	Filtro aceite	NB 1	906030
	Guarnición tapón deposito de aceite G 32 x 43 x 5.5	GS 1	901631
	Junta a árbol de levas	NB 1	906032
	Cierre bancada	AC/GS 2	906035
	Junta entrada agua	NB 1	905737
	Junta carburador	NB 1	906038
	Junta caja termostato	NB 1	906040
	Junta	NB 2	906041
	O'ring G 27 x 3	GS 1	
	O'ring G 40 x 3	GS 1	
	Kit de retenes completo		R905700
	Jgo. retén válvulas (12)	P 1	R905710P
	Retén bancada 80 x 100 x 12	S 1	R905711S
	Retén distribución 48 x 70 x 9	S 1	R905712S

NISSAN



Motor / Engine



Cm³

HP

Ø

L28S
L28E/L28ES
(SOHC) 12V

2753
2753

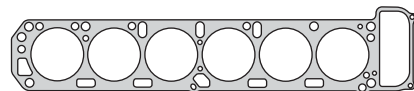
140
139

86
86

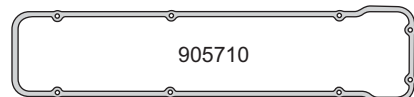
Nissan: Laurel, Cedric, Fairlady 1975/80
280Z 1979/80, Patrol 1980/...



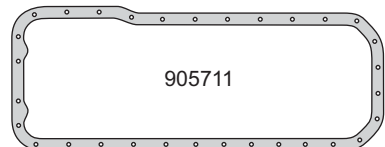
Nº OE	Descripción / Description	Mat.	Ref.
	Jgo. de juntas para motor		906100-R
	Junta tapa cilindros Ø 89.5 \pm 1.65	GFT	1 906107
	Junta tapa de válvulas	CG	1 905710
	Junta para cárter	CG	1 905711
	Cubierta delantera distribución	NB	1 905712
	Cubierta delantera distribución	NB	1 905713
	Bomba de agua	NB	1 905914
	Múltiple admisión y escape (2)	NFT	1 905716
	Salida de escape	FCH	1 906118
	Junta termostato	NB	1 906119
	Bomba de aceite	NB	1 905727
	Filtro de aceite	NB	1 906127
	Bomba de combustible	NB	2 905728
	Salida de catalizador a silenciador	NB	1 906128
	Placa inspección	CG	1 906129
	Junta filtro de aceite	NB	1 906030
	Junta cámara acelerador	NB	1 906131
	Junta a árbol de levas	NB	1 906032
	Junta válvula acelerador	NB	1 906132
	Junta sensor de presión	NB	1 906133
	Válvula EGR	CG	2 906134
	Bastón cierre bancada	AC/GS	2 905735
	Válvula EGR	NB	1 906135
	Junta tubo admisión	NB	1 905736
	Junta entrada agua	NB	1 906136
	Junta entrada agua	NB	1 906137
	Junta	NB	1 906138
	Junta	NB	1 906139
	Junta caja termostato	NB	1 906040
	Junta	NB	1 906141
	Salida de escape a turbo	NFT	1 906162
	Junta turbo compresor	AC	1 906163
	Arandela A 16 x 24.5 x 1.60 F	F	1
	O´ring G 27 x 3	GS	1
	Kit de retenes completo		R905700
	Jgo. retén válvulas (12)	P	1 R905710P
	Retén bancada 80 x 100 x 12	S	1 R901911S
	Retén distribución 48 x 70 x 9	S	1 R900012S



906107



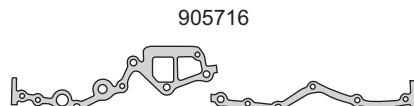
905710



905711



905716



905712

905713



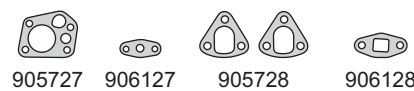
905914



906118



906119

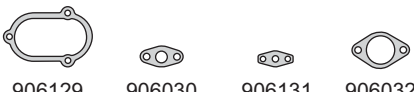


905727

906127

905728

906128

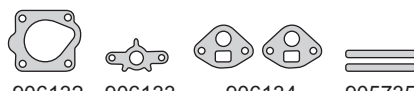


906129

906030

906131

906032

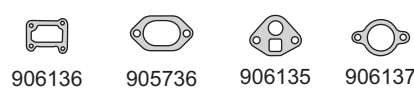


906132

906133

906134

905735

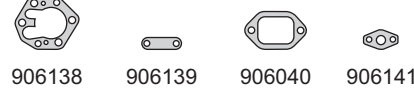


906136

905736

906135

906137



906138

906139

906040

906141



906162

G 27 x 3

906163

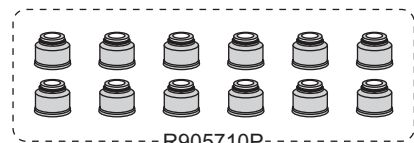
A 16 x 24.5 x 1.60 F



R901911S



R900012S



R905710P

NISSAN

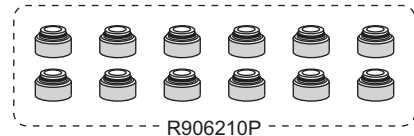


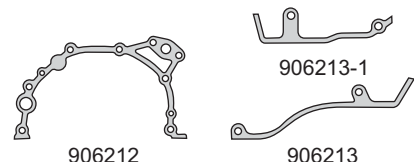
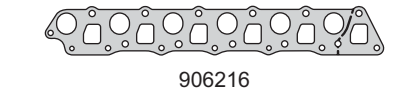
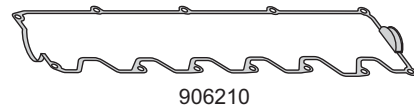


Motor / Engine **Cm³** **HP** **Ø**

RD28T
(SOHC) 12V **2826** **74/101** **85**

Nissan: Gloria, Laurel 1985/89
Pick Up 1987/94, Patrol 1989/96

DIESEL



Nº OE	Descripción / Description	Mat.	Ref.
	Jgo. de juntas para motor		906200-R
	Junta tapa cilindros Ø 86.0 ± 1.70 N.R.	NFT	1 906207
	Jgo. tornillos tapa cilindros (6 HAH10055/10100)		B903900
	Junta tapa de válvulas	GS	1 906210
	Junta para cárter	GS	1 906211
	Placa distribución a block	NB	1 906212
	Cierre distribución	GS	1 906213
	Cierre distribución	GS	1 906213-1
	Bomba de agua	NB	1 906214
	Múltiple de admisión y escape	NFT	1 906216
	Jgo. múltiple de admisión (2)	GS	1 906217
	Junta bomba de aceite	NB	1 906227
	Junta acople colector admisión	NB	1 906229
	Junta válvula EGR	NFT	3 906234
	Arandela A 12 x 17.5 x 1.40 C	CU	1
	Arandela A 12 x 23 x 1 C	CU	6
	Arandela A 18 x 21 x 1 C	CU	6
	O´ring G 19 x 1.50	GS	1
	Kit de retenes completo		R906200
	Jgo. retén válvulas (12)	P	1 R906210P
	Retén bancada 80 x 100 x 10	S	1 R250211S
	Retén distribución 40 x 52 x 7	S	1 R901412S
	Retén árbol de levas 34 x 48 x 7	S	1 R901313S

NISSAN



Motor / Engine **Cm³** **HP** **Ø**

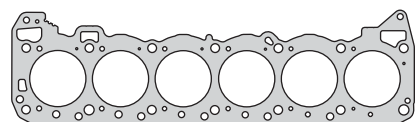
RD28T
(SOHC) 12V **2826** **116** **85**

Nissan: Patrol TD 1989/96, Y60 1985/...

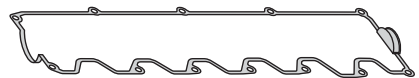
DIESEL



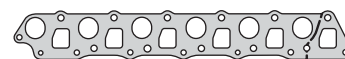
Nº OE	Descripción / Description	Mat.	Ref.
	Jgo. de juntas para motor		906300-R MLS
	Junta tapa cilindros Ø 86.0 \pm 1.45 N.R.	MLS	1 906308-1M
	Junta tapa cilindros Ø 86.0 \pm 1.50 N.R.	MLS	906308-2M
	Junta tapa cilindros Ø 86.0 \pm 1.55 N.R.	MLS	906308-3M
	Jgo. tornillos tapa cilindros (HAH10055/10100)		B903900
	Sellador líquido - caucho de silicona TRN		TRN0085G
	Junta tapa de válvulas	GS	1 906210
	Placa distribución a block	NB	1 906212
	Cierre distribución	GS	1 906313
	Bomba de agua	NB	1 906214
	Múltiple de admisión y escape	NFT	1 906216
	Salida de escape a turbo	AC	1 906318
	Junta bomba de aceite	NB	1 906227
	Tubo salida de aceite	NB	1 906330
	Guarnición tapón deposito de aceite G 32 x 43 x 5.5	S	1 901631
	Junta válvula EGR	NFT	2 906334
	Guarnición cierre cubierta delantera	GS	1 906335
	Guarnición goma G 9.6 x 20 x 8.80	GS	6 906337
	Guarnición goma G 11.6 x 20 x 4.20	GS	1 906338
	Guarnición goma G 9.6 x 20 x 8.6	GS	1 906339
	Guarnición goma G 23 x 34 x 5	GS	1 906340
	Junta turbocompresor	AC	1 906342
	Arandela doble raccord A 12 x 18 x 1 C	CU	2
	Arandela especial A 9 x 15 x 1.50 L	L	6
	Arandela A 12 x 17.5 x 1.50 C	CU	1
	Arandela A 12 x 18 x 1 C	CU	2
	Arandela A 12 x 23 x 1 C	CU	6
	Arandela A 14.5 x 20 x 1 C	CU	6
	Arandela A 14.5 x 21 x 1.5 C	CU	1
	Arandela A 18 x 21 x 1 C	CU	6
	Kit de retenes completo		R906200
	Jgo. retén válvulas (12)	P	1 R906210P
	Retén bancada 80 x 100 x 8.5	S	1 R924111S
	Retén distribución 40 x 52 x 7	S	1 R901412S
	Retén árbol de levas 34 x 48 x 7	S	1 R901313S



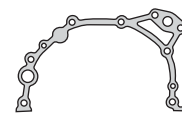
906308



906210



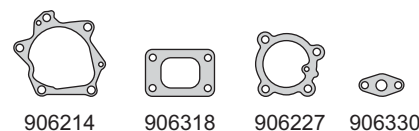
906216



906212



906313

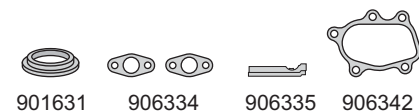


906214

906318

906227

906330



901631

906334

906335

906342



906338

906337

906339

906340



A 12 x 18 x 1 C

A 12 x 18 x 1 C



A 18 x 21 x 1 C



A 9 x 15 x 1.50 L

A 14.5 x 21 x 1.5 C



A 12 x 17.5 x 1.50 C



A 14.5 x 20 x 1 C

A 18 x 21 x 1 C



A 12 x 23 x 1 C



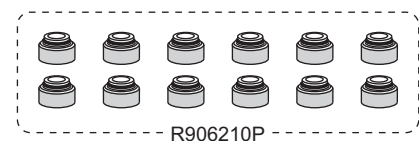
R924111S



R901412S



R901313S



R906210P

NISSAN

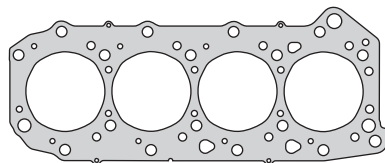


Motor / Engine **Cm³** **HP** **Ø**

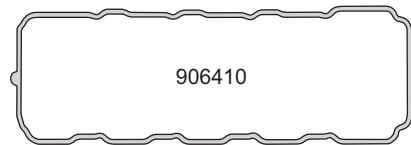
Z30DDTI
(DOHC) 16V **2953** **158** **96**

Nissan: Cabstar DTI 2006/...

DIESEL



906408



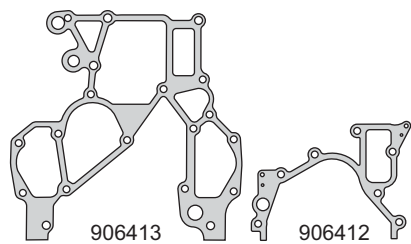
906410



906415

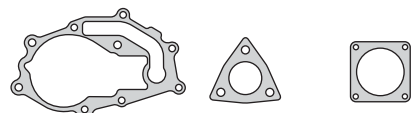


906417



906413

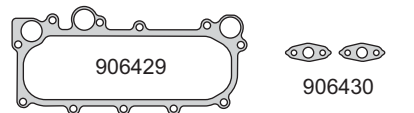
906412



906414

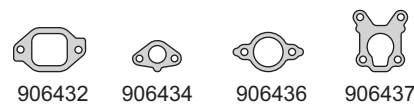
906418

906431



906429

906430

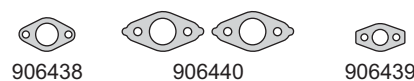


906432

906434

906436

906437



906438

906440

906439

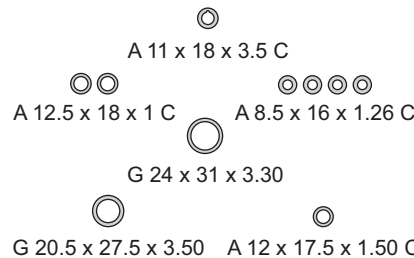


906441

906444

906445

906446



A 11 x 18 x 3.5 C

A 12.5 x 18 x 1 C

A 8.5 x 16 x 1.26 C

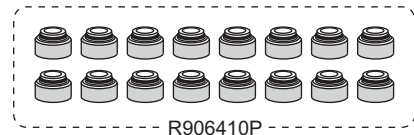
G 24 x 31 x 3.30

G 20.5 x 27.5 x 3.50

A 12 x 17.5 x 1.50 C



R906412S



R906410P

Nº OE	Descripción / Description	Mat.	Ref.
	Jgo. de juntas para motor		906400-R MLS
	Junta tapa cilindros Ø 97.0 ± 0.55 N.R.	MLS	1 906408-1M
	Junta tapa cilindros Ø 97.0 ± 0.60 N.R.	MLS	906408-2M
	Junta tapa cilindros Ø 97.0 ± 0.65 N.R.	MLS	906408-3M
	Sellador líquido - caucho de silicona		TRN0085G
	Tapa válvulas superior	GS	1 906410
	Junta distribución	SLS	1 906412
	Junta distribución	SLS	1 906413
	Bomba de agua	SLS	1 906414
	Múltiple escape	AC	1 906415
	Múltiple admisión	SLS	1 906417
	Salida de escape	AC	1 906418
	Radiador aceite	NB	1 906429
	Pasaje aceite a turbo	NB	1 906430
	Cuerpo acelerador	SLS	1 906431
	Drenaje aceite a turbo	NB	1 906432
	Entrada aceite a turbo	SLS	1 906434
	Válvula EGR	SLS	1 906436
	Válvula EGR	SLS	1 906437
	Tubería agua a block	GFT	1 906438
	Tubería agua a block	GFT	1 906439
	Junta tubo agua	AC	1 906440
	Junta brida	SLS	1 906441
	Salida de escape a turbo	AC	1 906444
	Guarnición cubierta sincronización	GS	1 906445
	Guarnición cubierta sincronización	GS	1 906446
	Arandela especial A 11 x 18 x 3.5 C	CU	1
	Arandela A 12 x 17.5 x 1.50 C	CU	1
	Arandela A 12.5 x 18 x 1 C	CU	2
	Arandela A 8.5 x 16 x 1.26 C	CU	4
	Anillo G 20.5 x 27.5 x 3.50	GS	4
	Anillo G 24 x 31 x 3.30	S	1
	O'ring G 9.12 x 3.53	S	2
	O'ring G 15.54 x 2.62	S	4
	O'ring G 58.42 x 2.62	S	1
	Kit de retenes completo		R906400
	Jgo. retén válvulas (16)	P	1 R906410P
	Retén distribución 52 x 66 x 7	S	1 R906412S

NISSAN



Motor / Engine

Cm³

HP

Ø

VQ30DE
(DOHC) V6 24V

2988

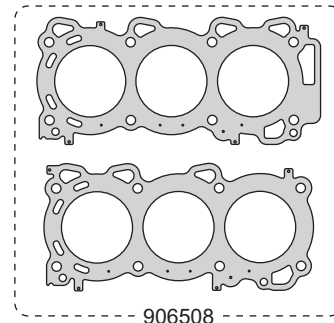
193

93

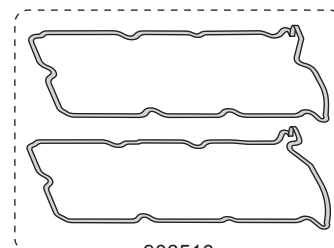
Nissan: Maxima 1995/99, Cefiro 1995/...



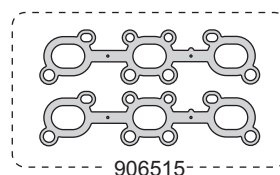
Nº OE	Descripción / Description	Mat.	Ref.
	Jgo. de juntas para motor		906500-R MLS
	Jgo. junta tapa cilin. Ø 94 ± 0.75 (2)	MLS 1	906508
	Sellador líquido - caucho de silicona		TRN0085G
	Conj. junta tapa válvulas (2)	GS 1	906510
	Cogotera para cárter	GS 1	906511/1
	Cogotera para cárter	GS 1	906511/2
	Jgo. múltiple escape (2)	AC/SLS 1	906515
	Jgo. múltiple admisión (2)	SLS 1	906517
	Entre colectores admisión	GS 1	906529
	Junta cuerpo acelerador	NB 1	906531
	Junta pleno de admisión	NB 1	906532
	Junta filtro de aceite	NFT 1	906533
	Junta válvula EGR	NFT 1	906534
	Junta válvula EGR	NFT 1	906535
	Junta válvula EGR	NB 1	906536
	Junta válvula control aire (AAC)	NB 1	906537
	Arandela especial A 11 x 18 x 3.50 C	CU 1	
	Arandela A 8.5 x 14 x 1 C	CU 1	
	O'ring G 8 x 2.30	CU 7	
	O'ring G 17.12 x 2.62	GS 1	
	O'ring G 20.3 x 2.62	S 3	
	O'ring G 20.22 x 3.53	GS 6	
	O'ring G 28.17 x 3.53	S 1	
	Kit de retenes completo		R906500
	Jgo. retén válvulas (24)	P 1	R906510P
	Retén distribución 48 x 60 x 7	S 1	R901512S



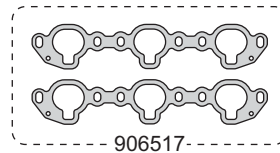
906508



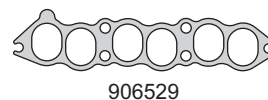
906510



906515



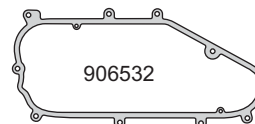
906517



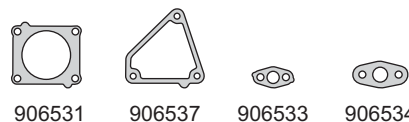
906529



906511/1
906511/2



906532



906531 906537 906533 906534



906535 A 11 x 18 x 3.50 C 906536



G 20.3 x 2.62 G 28.17 x 3.53



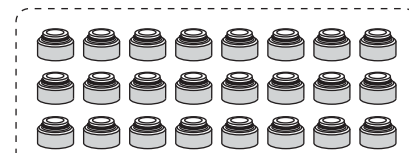
G 20.22 x 3.53



G 8 x 2.30 G 17.12 x 2.62



R901512S



R906510P

NISSAN

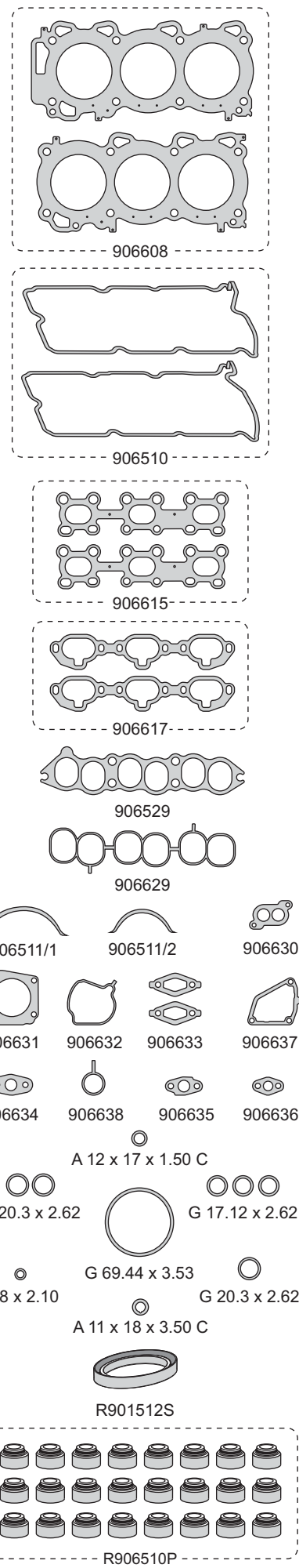


Motor / Engine	Cm ³	HP	Ø
VQ30DE (DOHC) V6 24V	2988	241	93

Nissan: Maxima 2000/..., Cefiro 1998/...



Nº OE	Descripción / Description	Mat.	Ref.
	Jgo. de juntas para motor	●	906600-R MLS
	Jgo. junta tapa cilin. Ø 94 ± 0.65 (2)	MLS 1	906608
	Jgo. tornillos tapa cilindros		B901500
	Sellador líquido - caucho de silicona		TRN0085G
	Conj. junta tapa válvulas (2)	GS 1	906510
	Cogótera para cárter	GS 1	906511/1
	Cogótera para cárter	GS 1	906511/2
	Jgo. múltiple escape (2)	AC 1	906615
	Jgo. múltiple admisión (2)	AC 1	906617
	Entre colectores admisión	GS 1	906529
	Colector admisión inyección	GS 1	906629
	Base refrigeración motor	NB 1	906630
	Junta cuerpo acelerador	NB 1	906631
	Guarnición válvula aceleradora	GS 1	906632
	Junta tubo refrigerante	NB 2	906633
	Junta válvula EGR	NFT 1	906634
	Junta válvula EGR	NB 1	906635
	Filtro aceite a block	NFT 1	906636
	Junta válvula control aire (AAC)	NB 1	906637
	Junta tubo guía válvula EGR	GS 1	906638
	Arandela especial A 11 x 18 x 3.50 C	CU 1	
	Arandela A 8.5 x 14 x 1 C	CU 1	
	Arandela A 12 x 17 x 1.50 C	CU 1	
	O'ring G 8 x 2.10	GS 1	
	O'ring G 17.12 x 2.62	GS 3	
	O'ring G 20.3 x 2.62	S 2	
	O'ring G 20.3 x 2.62	GS 1	
	O'ring G 28.17 x 3.53	GS 1	
	O'ring G 69.44 x 3.53	S 1	
	O'ring G 69.44 x 3.53	GS 1	
	Kit de retenes completo		R906500
	Jgo. retén válvulas (24)	S 1	R906510P
	Retén distribución 48 x 60 x 7	S 1	R901512S



NISSAN



Motor / Engine



Cm³

HP

Ø

BD30
(SOHC) 8V

2953

86

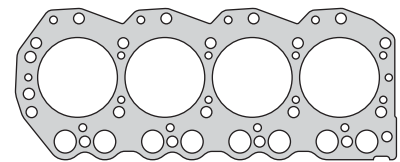
96

Nissan: Tractor 1992/...
Condor 1992/94

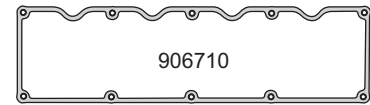
DIESEL



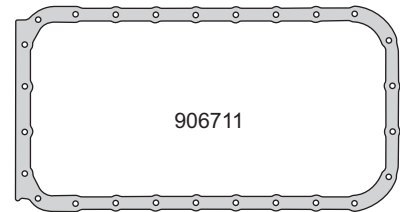
Nº OE	Descripción / Description	Mat.	Ref.
	Jgo. de juntas para motor		● 906700-R MLS
	Junta tapa cilindros Ø 97.0 \pm 1.20	MLS	906708-1M
	Junta tapa cilindros Ø 97.0 \pm 1.25	MLS	906708-2M
	Junta tapa cilindros Ø 97.0 \pm 1.30	MLS	906708-3M
	Junta tapa cilindros Ø 97.0 \pm 1.25	MLS	1 906708
	Junta tapa de válvulas	AC/GS	1 906710
	Junta para cárter	NB	1 906711
	Frente motor	NB	1 906712
	Bomba de agua	NB	1 905614
	Jgo. múltiple escape (4)	AC	1 905615
	Múltiple admisión	SLS	1 905617
	Salida de escape	NB	1 905618
	Junta termostato	NB	1 905619
	Guarnición bomba aceite a block	GS	1 905627
	Radiador aceite	SLS	1 906729
	Inspección distribución	NB	1 905630
	Guarnición tapón depósito aceite G 32 x 43 x 5.5	GS	1 901631
	Base precalentador aire	NB	2 906731
	Porta retén trasero	NB	1 905632
	Inspección distribución	NB	1 906737
	Guarnición goma	GS	1 905640
	Guarnición goma	GS	1 905641
	Guarnición goma	GS	1 905642
	Junta bomba inyectora	NB	1 905646
	Arandela tapón cárter A 15.3 x 22 x 3.27 C	CU	1
	Arandela A 8.5 x 16 x 1 C	CU	4
	Arandela A 12.40 x 16.7 x 1 A	AL	1
	O'ring G 14 x 2.50	GS	4
	O'ring G 20 x 3.60	GS	5
	Kit de retenes completo		R905600
	Jgo. retén válvulas (8)	S	1 R901810P
	Retén bancada 86 x 100 x 10	S	1 R920211V
	Retén distribución 58 x 80 x 10	S	1 R920212V



906708



906710



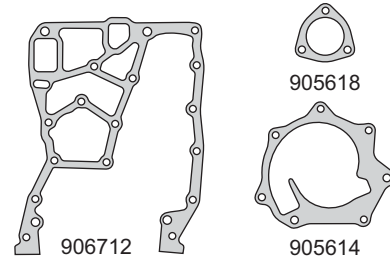
906711



905615



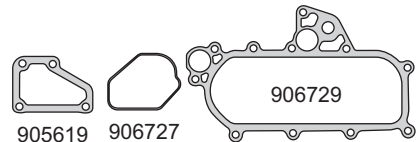
905617



906712

905618

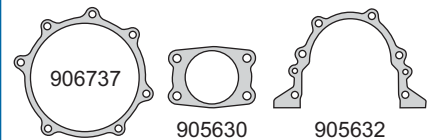
905614



905619

906727

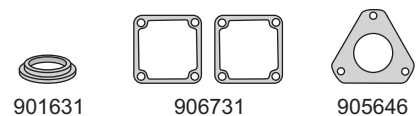
906729



906737

905630

905632



901631

906731

905646



905640

905641

905642

G 14 x 2.50



A 8.5 x 16 x 1 C

A 12.40 x 16.7 x 1 A



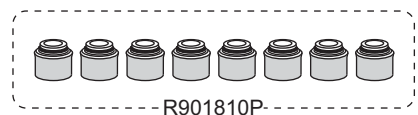
G 20 x 3.60



R920211V



R920212V



R901810P

NISSAN



Motor / Engine **Cm³** **HP** **Ø**

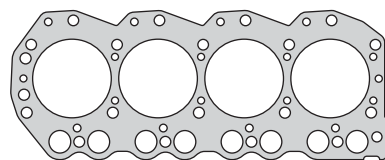
BD30-Ti
(OHV) 8V **3000** **86** **96**

Nissan: Trade 1993/96, Cabstar 1998/2001

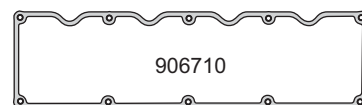
DIESEL



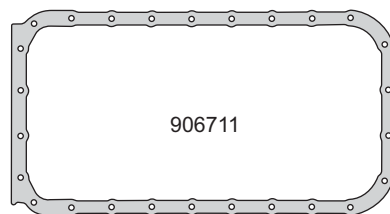
Nº OE	Descripción / Description	Mat.	Ref.
	Jgo. de juntas para motor		906800-R MLS
	Junta tapa cilindros Ø 97.0 \pm 1.20	MLS	906708-1M
	Junta tapa cilindros Ø 97.0 \pm 1.25	MLS	906708-2M
	Junta tapa cilindros Ø 97.0 \pm 1.30	MLS	906708-3M
	Junta tapa cilindros Ø 97.0 \pm 1.25	MLS	1 906708
	Junta tapa de válvulas	AC/GS	1 906710
	Junta para cárter	NB	1 906711
	Frente motor	NB	1 906712
	Bomba de agua	NB	1 905614
	Jgo. múltiple escape (4)	AC	1 905615
	Múltiple admisión	SLS	1 905617
	Salida de escape	NB	1 905618
	Salida de escape	AC	1 906318
	Junta termostato	NB	1 905619
	Guarnición bomba aceite a block	GS	1 906827
	Radiador aceite	NB	1 905629
	Guarnición tapón depósito aceite G 32 x 43 x 5.5	GS	1 901631
	Porta retén trasero	NB	1 905632
	Junta sensor de presión	NB	1 906833
	Válvula control ventilación	NB	1 905634
	Junta entrada aire	NB	1 906838
	Tapa termostato	NB	1 906839
	Guarnición goma	GS	1 905640
	Guarnición goma	GS	1 905641
	Entrada de aire a turbo	NB	1 906841
	Guarnición goma	NFT	1 905642
	Junta	NB	2 906842
	Junta bomba inyectora	NB	1 905646
	Acople bomba inyectora	AC	1 906846
	Arandela tapón cárter A 15.3 x 22 x 3.27 C	CU	1
	Arandela A 10.4 x 15.7 x 1 C	CU	2
	Arandela A 11.8 x 19.5 x 1 C	CU	4
	Arandela A 12 x 16 x 1.15 A	AL	1
	Arandela A 12 x 18 x 1 C	CU	4
	Arandela A 14.4 x 21 x 1 A	AL	4
	Anillo G 6 x 15 x 7	AC/GS	10
	O'ring G 19 x 3	GS	1
	O'ring G 20 x 3.70	GS	1
	Kit de retenes completo		R905600
	Jgo. retén válvulas (8)	S	1 R901810P
	Retén bancada 86 x 100 x 10	S	1 R920211V
	Retén distribución 58 x 80 x 10	S	1 R920212V



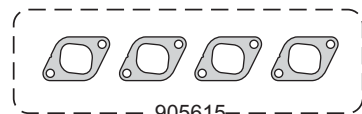
906708



906710



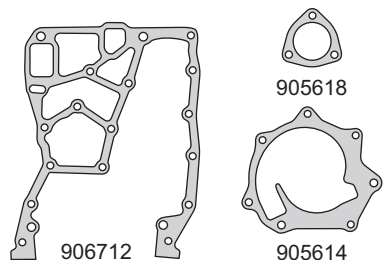
906711



905615



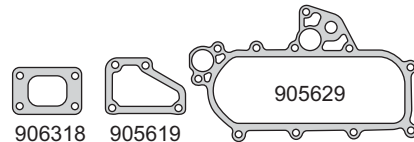
905617



906712

905618

905614



905629

906318

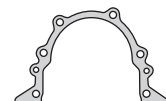
905619



906827



901631



905632



906833



905634



906838



906839



905640



905641



905642



906841



906846



906842



905646



G 6 x 15 x 7



R920211V



R920212V



R901810P

NISSAN



Motor / Engine **Cm³** **HP** **Ø**

QD32
(OHV) 8V

3153

103

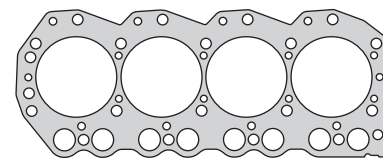
99.2

Nissan: Frontier, Terrano 1997/...

DIESEL



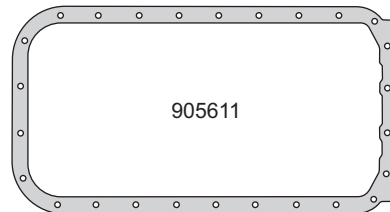
Nº OE	Descripción / Description	Mat.	Ref.
	Jgo. de juntas para motor	●	906900-R MLS
	Junta tapa cilindros Ø 100.5 ± 1.15 N.R.	MLS	906908-SM
	Junta tapa cilindros Ø 100.5 ± 1.20 N.R.	MLS	906908-1M
	Junta tapa cilindros Ø 100.5 ± 1.25 N.R.	MLS	906908-2M
	Junta tapa cilindros Ø 100.5 ± 1.25 N.R.	MLS	1 906908
	Junta tapa de válvulas	GS	1 905610
	Junta para cárter	CG	1 905611
	Frente motor	NB	1 905612
	Bomba de agua	NB	1 905614
	Jgo. múltiple escape (4)	AC	1 905615
	Múltiple admisión	SLS	1 905617
	Salida de escape	NB	1 905618
	Junta termostato	NB	1 905619
	Guarnición bomba aceite a block	GS	1 906927
	Radiador aceite	SLS	1 906729
	Inspección distribución	NB	1 905630
	Guarnición tapón depósito aceite G 32 x 43 x 5.5	GS	1 901631
	Porta retén trasero	NB	1 905632
	Válvula control ventilación	NB	1 905634
	Junta entrada aire	NB	1 905638
	Guarnición goma	GS	1 905640
	Guarnición goma	GS	1 905641
	Guarnición goma	GS	1 905642
	Junta bomba inyectora	NB	1 905646
	O'ring G 17 x 2.63	GS	1
	O'ring G 20 x 3.90	GS	5
	Anillo G 6 x 15 x 7	AC/GS	10
	Kit de retenes completo		R905600
	Jgo. retén válvulas (8)	S	1 R901810P
	Retén bancada 86 x 100 x 10	S	1 R920211S
	Retén distribución 58 x 80 x 10	S	1 R920212S



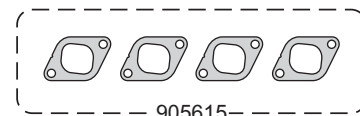
906908



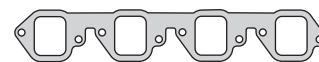
905610



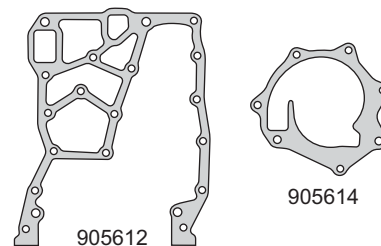
905611



905615

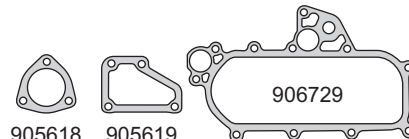


905617



905612

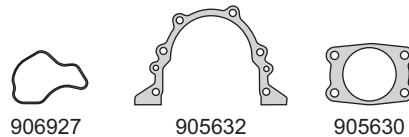
905614



905618

905619

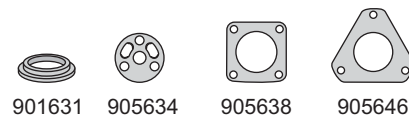
906729



906927

905632

905630




901631

905634

905638

905646

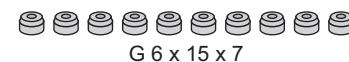


905640

905641

905642

G 17 x 2.63



G 6 x 15 x 7



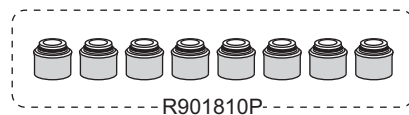
G 20 x 3.90



R920211S



R920212S



R901810P

NISSAN

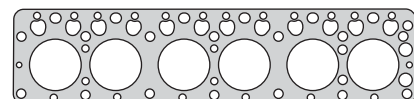


Motor / Engine **Cm³** **HP** **Ø**


SD33 **3246** **95/100** **83**
(OHV) 12V

Nissan: Truck 1980/..., Patrol 1982/89

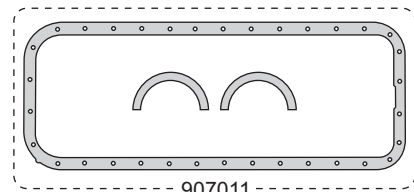
DIESEL



907007



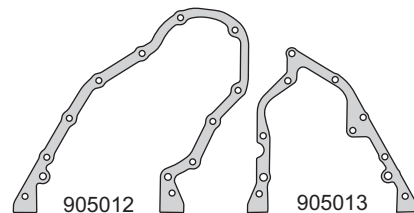
907010



907011

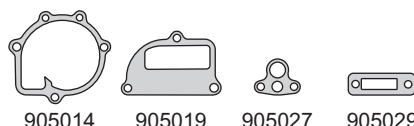


907016



905012

905013

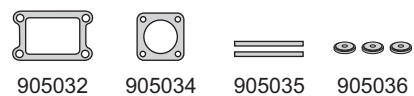


905014

905019

905027

905029

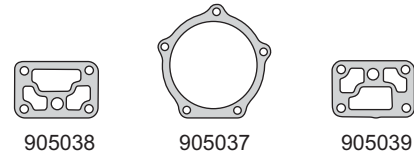


905032

905034

905035

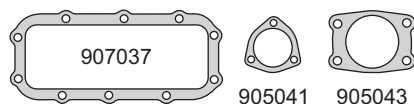
905036



905038

905037

905039



907037

905041

905043



G 7 x 12 x 2

905046

G 9.6 x 15 x 2



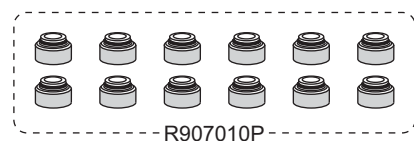
G 27 x 3

G 16.5 x 22 x 2.40

G 9.3 x 14 x 4.30



R905012S



R907010P

Nº OE	Descripción / Description	Mat.	Ref.
	Jgo. de juntas para motor		907000-R
	Junta tapa cilindros Ø 85.5 ± 1.30	NFT	1 907007
	Junta tapa de válvulas	GS	1 907010
	Jgo. junta para cárter (3)	CG	1 907011
	Tapa distribución	NB	1 905012
	Placa distribución	NB	1 905013
	Bomba de agua	NB	1 905014
	Múltiple admisión y escape	GFT	1 907016
	Junta termostato	NB	1 905019
	Junta bomba de aceite	NB	1 905027
	Junta retorno agua	NB	1 905029
	Junta filtro aceite a block	NB	1 905032
	Junta curva escape	NB	1 905034
	Junta cierre bancada	AC/GS	2 905035
	Arandela fijación tapa válvula	AC/GS	3 905036
	Refrigerador aceite	NB	1 907037
	Placa distribución bomba inyectora	NB	1 905037
	SopORTE filtro aceite a block	NB	1 905038
	SopORTE filtro aceite a block	NB	1 905039
	Salida de agua	NB	1 905041
	Bomba inyectora	NB	1 905043
	Acople con escape	NB	1 905046
	Anillo G 7 x 12 x 2	AC/GS	6
	Anillo G 9.6 x 15 x 2	AC/GS	2
	Anillo G 16.5 x 22 x 2.40	AC/GS	2
	Anillo G 9.3 x 14 x 4.30	AC/GS	1
	O´ring G 27 x 3	GS	1
	Kit de retenes completo		R907000
	Jgo. retén válvulas (12)	P	1 R907010P
	Retén distribución 58 x 80/88.5 x 12	S	1 R905012S

NISSAN



Motor / Engine

Cm³

HP

Ø

SD33T
(OHV) 12V

3246

115

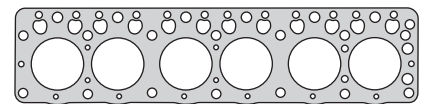
83

Nissan: Truck 1986/..., Patrol 1983/...

DIESEL



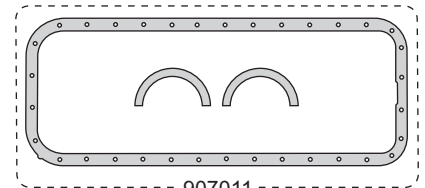
Nº OE	Descripción / Description	Mat.	Ref.
	Jgo. de juntas para motor		907100-R MLS
	Junta tapa cilindros Ø 86.0 ± 1.40	MLS	1 907108
	Junta tapa de válvulas	GS	1 907110
	Jgo. junta para cárter (3)	CG	1 907011
	Tapa distribución	NB	1 905012
	Placa distribución	NB	1 905013
	Bomba de agua	NB	1 905014
	Múltiple admisión y escape	GFT	1 907116
	Junta termostato	NB	1 905019
	Junta bomba de aceite	NB	1 905027
	Junta retorno agua	NB	1 905029
	Junta filtro aceite a block	NB	1 905032
	Junta curva escape	NB	1 905034
	Junta cierre bancada	AC/GS	2 905035
	Arandela fijación tapa válvula	AC/GS	3 905036
	Refrigerador aceite	NB	1 907037
	Placa distribución bomba inyectora	NB	1 905037
	Soporte filtro aceite a block	NB	1 905038
	Soporte filtro aceite a block	NB	1 905039
	Salida de agua	NB	1 905041
	Bomba inyectora	NB	1 905043
	Acople con escape	NB	1 905046
	Anillo G 9.3 x 14 x 4.30	AC/GS	1
	O´ring G 27 x 3	GS	1
	Kit de retenes completo		R907100
	Jgo. retén válvulas (12)	P	1 R907110P
	Retén bancada 86 x 100 x 10	S	1 R920211S
	Retén distribución 58 x 80 x 10	S	1 R920212S



907108



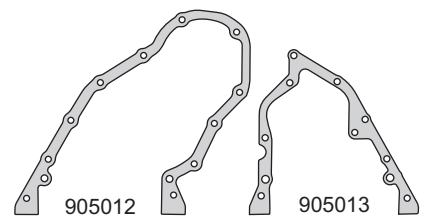
907110



907011

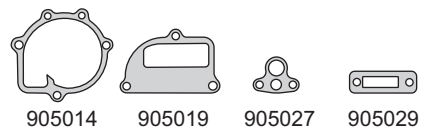


905014



905012

905013

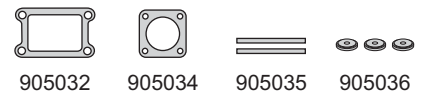


905014

905019

905027

905029

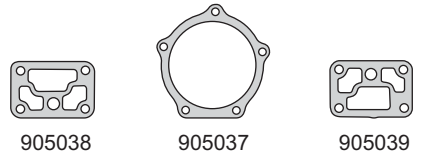


905032

905034

905035

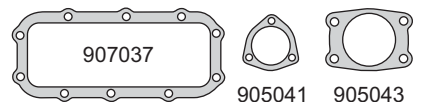
905036



905038

905037

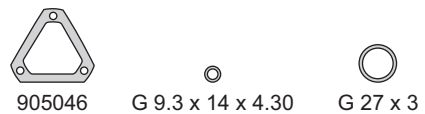
905039



907037

905041

905043



905046

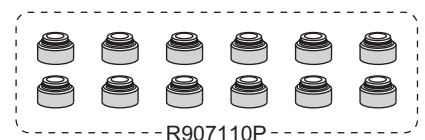
G 9.3 x 14 x 4.30

G 27 x 3



R920211S

R920212S



R907110P

NISSAN



Motor / Engine **Cm³** **HP** **Ø**

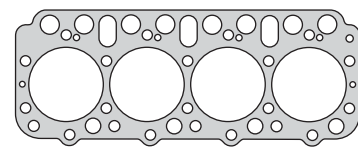
FD33 **3298** **99** **108**

Nissan: Atlas 1984/86, Truck 1984/...

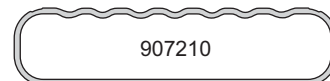
DIESEL



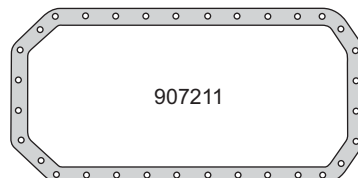
Nº OE	Descripción / Description	Mat.	Ref.
	Jgo. de juntas para motor		907200-R
	Junta tapa cilindros Ø 110.0 ± 1.60	CNC	1 907208
	Junta tapa válvulas	GS	1 907210
	Junta para cárter	NB	1 907211
	Frente motor	NB	1 907212
	Frente motor	NB	1 907213
	Bomba de agua	NB	1 907214
	Jgo. múltiple escape (4)	AC	1 907215
	Múltiple admisión	GS	1 907217
	Junta termostato	NB	1 907219
	Base carburador	NB	2 907225
	Bomba aceite a block	NB	1 907231
	Cierre lado volante	NB	1 907233
	Junta entrada de aceite	NB	4 907234
	Junta filtro aceite	NB	1 907235
	Arandela con inserto tapa válvulas	AC/GS	4 907236
	Junta refrigeración aceite	NB	1 907237
	Base precalentador aire	GFT	1 907238
	Salida de agua	NB	1 907239
	Junta	NB	1 907240
	Junta	NB	1 907241
	Comando bomba combustible	NB	1 907246
	Arandela especial A 8 x 16.6 x 2.90	AC/GS	4
	Arandela especial A 10 x 19 x 4.30	AC/GS	4
	Arandela tapón cárter A 15 x 22 x 3.30 C	CU	1
	Arandela A 7.5 x 15.5 x 1 C	CU	4
	Arandela A 12 x 16 x 1 C	CU	1
	O'ring G 19.5 x 2.40	GS	2
	O'ring G 23.5 x 3.30	GS	2
	O'ring G 25.5 x 3	GS	1
	O'ring G 40 x 2.50	GS	1
	O'ring G 70 x 2.53	GS	1
	O'ring G 150 x 2	GS	1
	Kit de retenes completo		R907200
	Jgo. retén válvulas (8)	P	1 R907210P
	Retén bancada 105 x 135 x 12.5	S	1 R907211S
	Retén distribución 62 x 85 x 12	S	1 R907212S



907208




907210



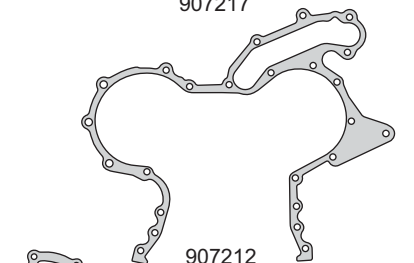
907211



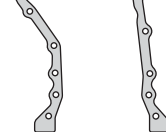
907215



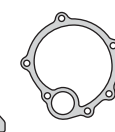
907217



907212



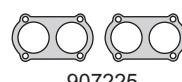
907213



907214



907219



907225



907235



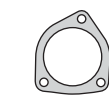
907231



907233



907238



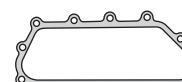
907239




907234



907236



907237



907240



907246



A 10 x 19 x 4.30



A 8 x 16.6 x 2.90



R907211S



R907212S



R907210P

NISSAN



Motor / Engine **Cm³** **HP** **Ø**

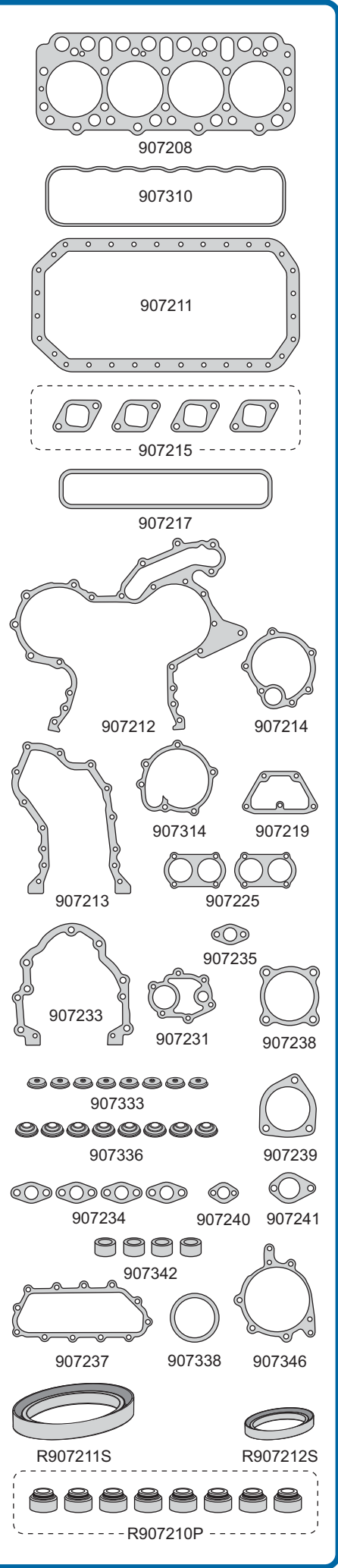
FD33T **3298** **118** **108**

Nissan: Atlas 1983/86, Civilian 1984/88
Truck 1984/...

DIESEL



Nº OE	Descripción / Description	Mat.	Ref.
	Jgo. de juntas para motor		● 907300-R MLS
	Junta tapa cilindros Ø 110.0 ± 1.60	CNC	1 907208
	Junta tapa válvulas	GS	1 907310
	Junta para cárter	NB	1 907211
	Frente motor	NB	1 907212
	Frente motor	NB	1 907213
	Bomba de agua	NB	1 907214
	Bomba de agua	NB	1 907314
	Jgo. múltiple escape (4)	AC	1 907215
	Múltiple admisión	GS	1 907217
	Junta termostato	NB	1 907219
	Base carburador	NB	2 907225
	Bomba aceite a block	NB	1 907231
	Cierre lado volante	NB	1 907233
	Arandela con inserto tapa válvulas	AC/GS	8 907333
	Junta entrada de aceite	NB	4 907234
	Junta filtro aceite	NB	1 907235
	Arandela con inserto tapa válvulas	AC/GS	8 907336
	Junta refrigeración aceite	NB	1 907237
	Base precalentador aire	GFT	1 907238
	Guarnición goma G 77 x 85 x 3.40	GS	1 907338
	Salida de agua	NB	1 907239
	Junta	NB	1 907240
	Junta	NB	1 907241
	Guarnición goma	GS	4 907342
	Comando bomba combustible	NB	1 907346
	Arandela A 12 x 16.5 x 1 A	AL	1
	Arandela A 10 x 14.5 x 1 A	AL	8
	Arandela A 8 x 12 x 1 A	AL	4
	Arandela A 10.3 x 15.7 x 1 C	CU	1
	O'ring G 22 x 4	GS	4
	O'ring G 39 x 3	GS	1
	Kit de retenes completo		R907300
	Jgo. retén válvulas (8)	P	1 R907210P
	Retén bancada 105 x 135 x 12.5	S	1 R907311S
	Retén distribución 62 x 85 x 12	S	1 R907312S



NISSAN



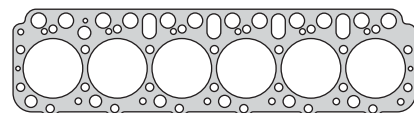
Motor / Engine **Cm³** **HP** **Ø**

ED6 **5654** **HP** **109**

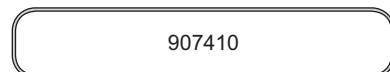
(SOHC) 12V

Nissan: Camion 5700 1978/...

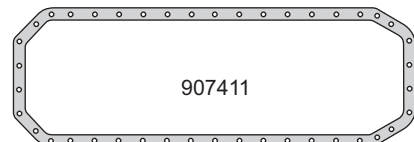
DIESEL



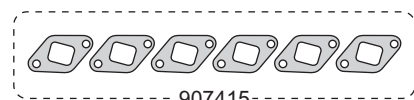
907408



907410



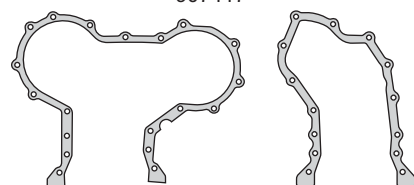
907411



907415

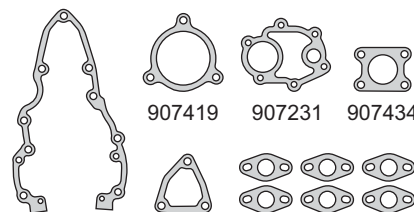


907417



907412

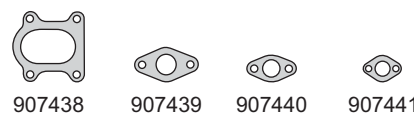
907313



907413

907435

907437



907419

907231

907434



907438

907439

907440

907441



907444

907342

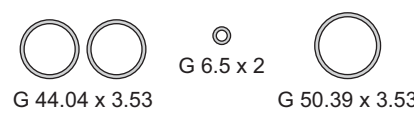
907445



907446

907447

G 140 x 2



G 23.39 x 3.53

G 44.04 x 3.53

G 50.39 x 3.53

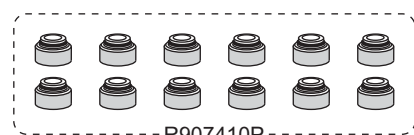


G 27 x 33.5 x 4



R907412S

R907411S



R907410P

Nº OE	Descripción / Description	Mat.	Ref.
	Jgo. de juntas para motor		907400-R
	Junta tapa cilindros Ø 110.5 ± 1.60	ACG 1	907408
	Junta tapa válvulas	GS 1	907410
	Junta para cárter	NB 1	907411
	Frente motor	NB 1	907412
	Junta distribución	NB 1	907313
	Junta distribución	NB 1	907413
	Jgo. múltiple escape (6)	FCH 1	907415
	Múltiple admisión	GS 1	907417
	Junta termostato	NB 1	907419
	Junta bomba de aceite	NB 1	907231
	Tapa diferencial	NB 1	907434
	Bomba hidráulica	NB 1	907435
	Junta entrada de agua	NB 6	907437
	Junta	NB 1	907438
	Junta	NB 1	907439
	Acople bomba dirección	NB 1	907440
	Junta	NB 1	907441
	Guarnición junta tapa válvulas	GS 6	907342
	Junta salida escape turbo	FCH 1	907444
	Junta carga de aceite	NB 1	907445
	Junta comando bomba combustible	NB 1	907446
	Junta	NB 2	907447
	Arandela A 7 x 14 x 1.50 C	CU 6	
	Anillo G 27 x 33.5 x 4	S 4	
	O'ring G 6.5 x 2	GS 1	
	O'ring G 23.39 x 3.53	S 7	
	O'ring G 44.04 x 3.53	GS 2	
	O'ring G 50.39 x 3.53	GS 1	
	O'ring G 140 x 2	GS 1	
	Kit de retenes completo		R907400
	Jgo. retén válvulas (12)	P 1	R907410P
	Retén bancada 105 x 135/146 x 13	S 1	R907411S
	Retén distribución 62 x 85/93 x 13	S 1	R907412S

NISSAN



Motor / Engine

Cm³

HP

Ø

TB42S
(OHV) 12V

4169

170

96

Nissan: Patrol, Safari 1991/...



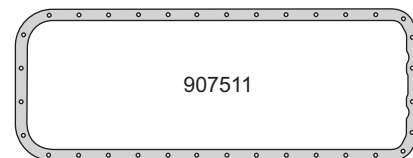
Nº OE	Descripción / Description	Mat.	Ref.
	Jgo. de juntas para motor	●	907500-R
	Junta tapa cilindros Ø 98.0 ±1.60	NFT	1 907507
	Junta tapa de válvulas	GS	1 907510
	Junta para cárter	NB	1 907511
	Múltiple de escape	GFT	1 907515
	Múltiple admisión	NB	1 907517
	Junta termostato	NB	1 907519
	Junta base carburador	NB	1 907525
	Junta bomba de combustible	GFT	1 907528
	Guarnición goma G 32 x 43 x 6	GS	1 907531
	Junta válvula EGR	BAK	1 907534
	Junta escape EGR	AC	2 907535
	Arandela tapón cárter A 11 x 18 x 3.43 C	CU	1
	O´ring G 19.5 x 2.50	GS	1
	O´ring G 21.5 x 1.80	GS	2
	O´ring G 23 x 2	GS	1
	O´ring G 42 x 3.53	GS	1
	O´ring G 66 x 2.50	GS	2
	Kit de retenes completo		R907500
	Jgo. retén válvulas (12)	P	1 R907510P
	Retén bancada 86 x 100 x 10	S	1 R920211S
	Retén distribución 58 x 80 x 10	S	1 R920212S



907507



907510



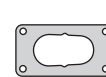
907511



907515



907517



907525



907519



907534



907531



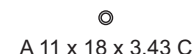
907535




907528



G 42 x 3.53



A 11 x 18 x 3.43 C



G 66 x 2.50

G 23 x 2



G 21.5 x 1.80



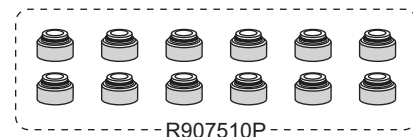
G 19.5 x 2.50



R920211S



R920212S



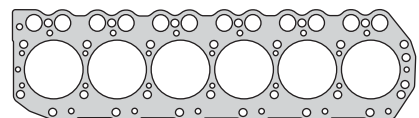
R907510P

NISSAN




Motor / Engine	Cm ³	HP	Ø
TD42 (SOHC) 12V	4169	161	96
DIESEL			

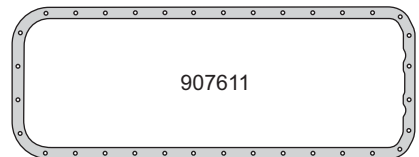
Nissan: Patrol, Safari 1988/...
Safari Pick Up 1999/...



907608



907610



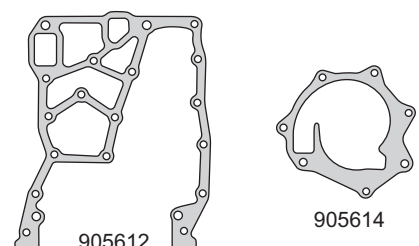
907611



907615

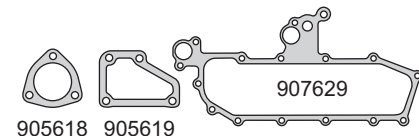


907617

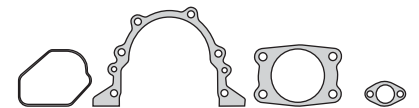


905612

905614



907629

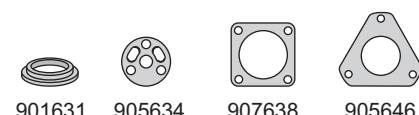


906727

905632

905630

907631

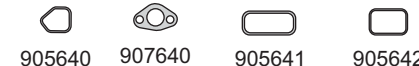


901631

905634

907638

905646



905640

907640

905641

905642



905633



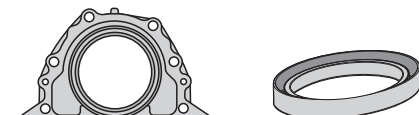
G 20 x 3.90

A 15.4 x 22 x 3.30 C



A 12 x 17.5 x 1.53 C

A 12 x 19.5 x 1 C

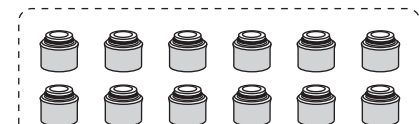


PR907611P

R920211S



R920212S



R907610P

Nº OE	Descripción / Description	Mat.	Ref.
	Jgo. de juntas para motor		● 907600-R MLS
	Junta tapa cilindros Ø 98.0 ± 1.25	MLS	1 907608
	Junta tapa de válvulas	GS	1 907610
	Junta para cárter	NB	1 907611
	Frente motor	NB	1 905612
	Bomba de agua	NB	1 905614
	Jgo. múltiple escape (6)	AC	1 907615
	Múltiple admisión	NB	1 907617
	Salida de escape	NB	1 905618
	Junta termostato	NB	1 905619
	Guarnición bomba aceite a block	GS	1 906727
	Radiador aceite	NB	1 907629
	Inspección distribución	NB	1 905630
	Junta sensor	NB	1 907631
	Guarnición tapón depósito aceite G 32 x 43 x 5.5	GS	1 901631
	Porta retén trasero	NB	1 905632
	Guarnición junta tapa válvulas G 6 x 15 x 7	AC/GS	14 905633
	Válvula control ventilación	NB	1 905634
	Junta entrada aire	NB	1 907638
	Junta	NB	1 907640
	Guarnición goma	GS	1 905640
	Guarnición goma	GS	1 905641
	Guarnición goma	GS	1 905642
	Junta bomba inyectora	NB	1 905646
	Arandela tapón cárter A 15.4 x 22 x 3.30 C	CU	1
	Arandela A 12 x 16 x 1 A	AL	1
	Arandela A 12 x 17.5 x 1.53 C	CU	6
	Arandela A 12 x 19.5 x 1 C	CU	6
	Arandela A 15 x 18 x 1 C	CU	6
	O'ring G 14 x 2.50	GS	1
	O'ring G 17 x 2.53	GS	1
	O'ring G 20 x 3.90	GS	5
	Kit de retenes completo		R907600
	Jgo. retén válvulas (12)	P	1 R907610P
	Porta retén bancada	P	PR907611P
	Retén bancada 86 x 100 x 10	S	1 R920211S
	Retén distribución 58 x 80 x 10	S	1 R920212S

NISSAN



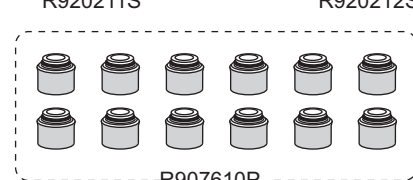
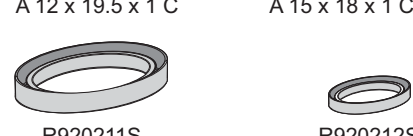
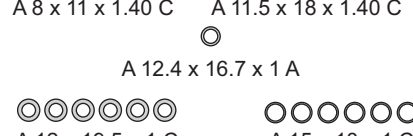
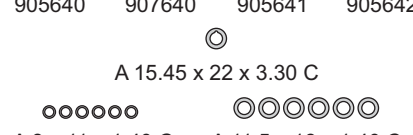
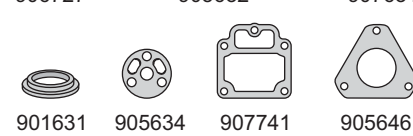
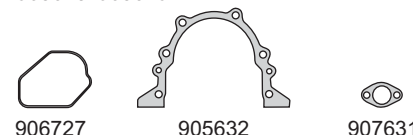
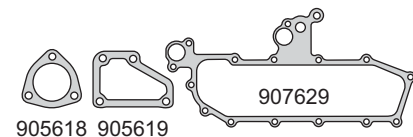
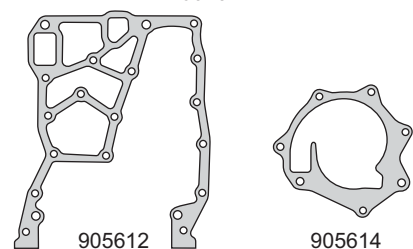
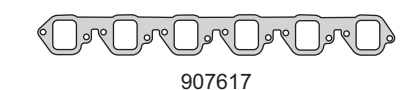
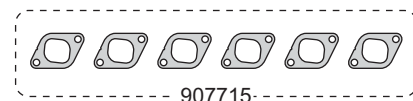
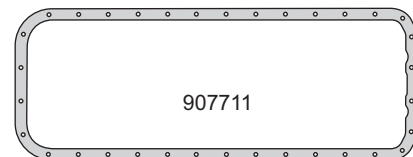

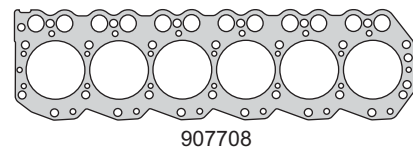
Motor / Engine	Cm ³	HP	Ø
TD42T (OHV) 12V	4169	143	96

Nissan: Safari, Civilian, Patrol 1995/...

DIESEL



Nº OE	Descripción / Description	Mat.	Ref.
	Jgo. de juntas para motor		● 907700-R MLS
	Junta tapa cilindros Ø 97.5 x 1.50	MLS	1 907708
	Junta tapa de válvulas	GS	1 907610
	Junta para cárter	NB	1 907711
	Frente motor	NB	1 905612
	Bomba de agua	NB	1 905614
	Jgo. múltiple escape (6)	AC	1 907715
	Múltiple admisión	NB	1 907617
	Salida de escape	NB	1 905618
	Junta termostato	NB	1 905619
	Guarnición bomba aceite a block	GS	1 906727
	Radiador aceite	NB	1 907629
	Junta sensor	NB	1 907631
	Guarnición tapón depósito aceite G 32 x 43 x 5.5	GS	1 901631
	Porta retén trasero	NB	1 905632
	Guarnición junta tapa válvulas G 6 x 15 x 7	AC/GS	14 905633
	Válvula control ventilación	NB	1 905634
	Junta	NB	1 907640
	Guarnición goma	GS	1 905640
	Junta tubo colector admisión y escape	AC	1 907741
	Guarnición goma	GS	1 905641
	Guarnición goma	GS	1 905642
	Junta bomba inyectora	NB	1 905646
	Arandela tapón cárter A 15.45 x 22 x 3.30 C	CU	1
	Arandela espiralada A 8 x 11 x 1.40 C	CU	6
	Arandela A 11.5 x 18 x 1.40 C	CU	6
	Arandela A 12.4 x 16.7 x 1 A	AL	1
	Arandela A 12 x 19.5 x 1 C	CU	6
	Arandela A 15 x 18 x 1 C	CU	6
	O'ring G 12.5 x 2.53	GS	1
	O'ring G 19.5 x 3.40	GS	2
	Kit de retenes completo		R907600
	Jgo. retén válvulas (12)	P	1 R907610P
	Retén bancada 86 x 100 x 10	S	1 R920211S
	Retén distribución 58 x 80 x 10	S	1 R920212S



NISSAN



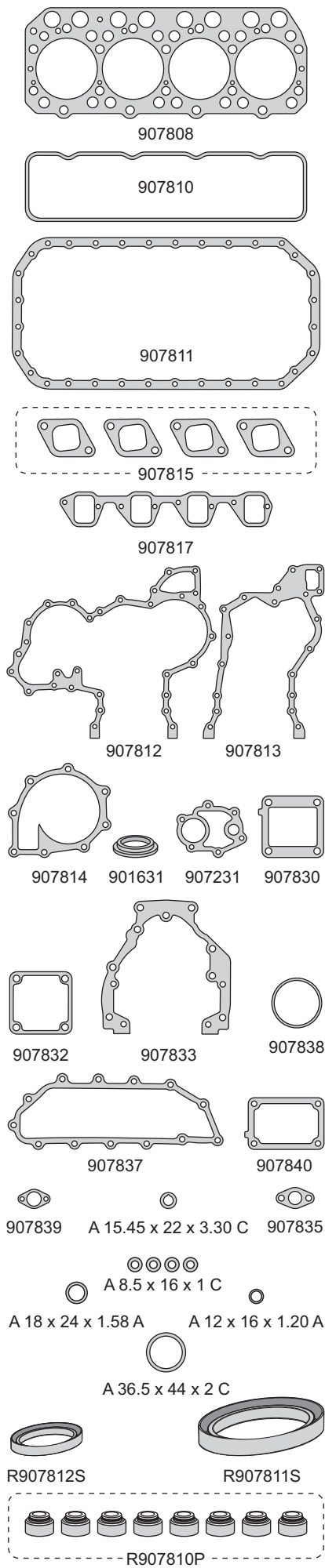
Motor / Engine	Cm ³	HP	Ø
FD42	4214	123	109
FD46 (DOHC) 8V	4617	133	109

Nissan: Atlas, Condor 1993/...



DIESEL

Nº OE	Descripción / Description	Mat.	Ref.
	Jgo. de juntas para motor		907800-R MLS
	Junta tapa cilindros Ø 110.5 ± 1.50	MLS 1	907808
	Junta tapa válvulas	GS 1	907810
	Junta para cárter	NB 1	907811
	Frente motor	NB 1	907812
	Frente motor	NB 1	907813
	Bomba de agua	NB 1	907814
	Jgo. múltiple escape (4)	AC 1	907815
	Múltiple admisión	NB 1	907817
	Base a colector admision	AC 1	907830
	Guarnición tapón depósito aceite G 32 x 43 x 5.5	NB 1	901631
	Bomba aceite a block	NB 1	907231
	Base precalentador aire	NFT 1	907832
	Cierre lado volante	NB 1	907833
	Enfriador de aceite	NB 1	907835
	Refrigeración aceite	NB 1	907837
	Guarnición goma G 76 x 84 x 3.50	GS 1	907838
	Tubería agua a block	NB 1	907839
	Junta	NB 1	907840
	Arandela tapón cárter A 15.45 x 22 x 3.30 C	CU 1	
	Arandela A 8.5 x 16 x 1 C	CU 4	
	Arandela A 12 x 16 x 1.20 A	AL 1	
	Arandela A 18 x 24 x 1.58 A	AL 1	
	Arandela A 36.5 x 44 x 2 C	GS 1	
	Anillo G 21 x 28 x 4	GS 4	
	O'ring G 15 x 2.53	GS 4	
	O'ring G 150 x 2	GS 1	
	Kit de retenes completo		R907800
	Jgo. retén válvulas (8)	P	R907810P
	Retén bancada 108 x 135 x 9	S	R907811S
	Retén distribución 62 x 85 x 12	S	R907812S



NISSAN



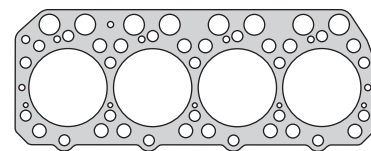
Motor / Engine	Cm ³	HP	Ø
FD46 (DOHC) 8V	4617	133	109

Nissan: Atlas, Condor 1995/...

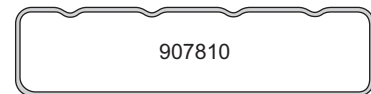
DIESEL



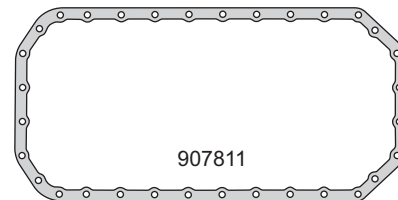
Nº OE	Descripción / Description	Mat.	Ref.
	Jgo. de juntas para motor		907900-R MLS
	Junta tapa cilindros Ø 110.5 ±1.50	MLS 1	907808
	Junta tapa válvulas	GS 1	907810
	Junta para cárter	NB 1	907811
	Frente motor	NB 1	907812
	Frente motor	NB 1	907813
	Bomba de agua	NB 1	907814
	Jgo. múltiple escape (4)	AC 1	907815
	Múltiple admisión	NB 1	907817
	Base a colector admision	AC 1	907830
	Bomba aceite a block	NB 1	907231
	Base precalentador aire	NFT 1	907832
	Cierre lado volante	NB 1	907833
	Enfriador de aceite	CG 1	907935
	Refrigeración aceite	NB 1	907837
	Junta	CG/GS 4	907838
	Tubería agua a block	CG 1	907939
	Junta	NB 1	907840
	Arandela A 8.5 x 16 x 1 C	CU 4	
	Arandela A 12 x 16 x 1.20 A	AL 1	
	Anillo G 21 x 28 x 4	GS 4	
	O'ring G 15 x 2.53	GS 4	
	O'ring G 150 x 2	GS 1	
	Kit de retenes completo		R907800
	Jgo. retén válvulas (8)	P 1	R907810P
	Retén bancada 108 x 135 x 9	S 1	R907811S
	Retén distribución 62 x 85 x 12	S 1	R907812S



907808



907810



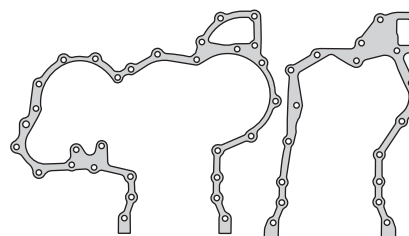
907811



907815

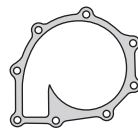


907817



907812

907813



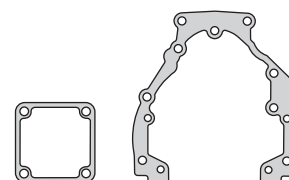
907814



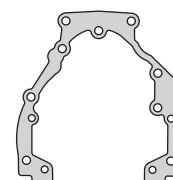
907231



907830



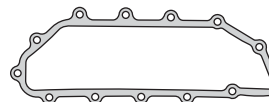
907832



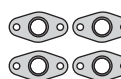
907833



907840



907837



907938



907939



A 8.5 x 16 x 1 C



907935



A 12 x 16 x 1.20 A



G 21 x 28 x 4



G 15 x 2.53



R907812S



R907811S



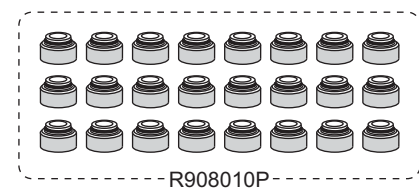
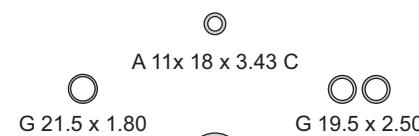
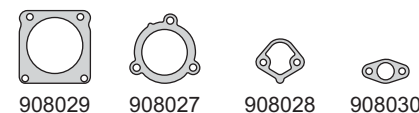
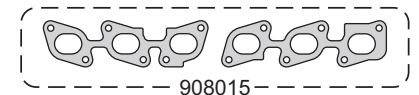
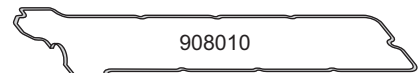
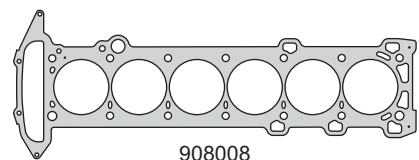
R907810P

NISSAN



Motor / Engine	Cm ³	HP	Ø
TB48E (DOHC) 24V	4800	248	99.5

Nissan: Patrol, Safari 2000/...



Nº OE	Descripción / Description	Mat.	Ref.
	Jgo. de juntas para motor	●	908000-R MLS
	Junta tapa cilindros Ø 100.5 x 0.60	MLS	1 908008
	Sellador líquido - caucho de silicona		TRN0085G
	Tapa válvulas superior	GS	1 908010
	Jgo. múltiple escape (2)	AC	1 908015
	Múltiple admisión	NB	1 908017
	Junta bomba de aceite	NB	1 908027
	Junta bomba combustible	NB	1 908028
	Junta acople colector admisión	NB	1 908029
	Tubo salida aceite	NB	1 908030
	Arandela tapón cárter A 11x 18 x 3.43 C	CU	1
	O'ring G 19.5 x 2.50	GS	1
	O'ring G 21.5 x 1.80	GS	1
	O'ring G 42 x 3.53	GS	1
	Kit de retenes completo		R908000
	Jgo. retén válvulas (24)	P	1 R908010P
	Retén distribución 58 x 80 x 10	S	1 R920212S

NISSAN



Motor / Engine **Cm³** **HP** **Ø**

FD6 **5654** **170** **108**

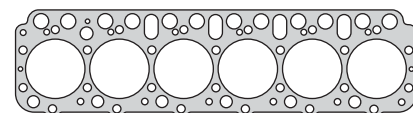
(SOHC) 12V

Nissan: Camion 5700 1980/...


DIESEL



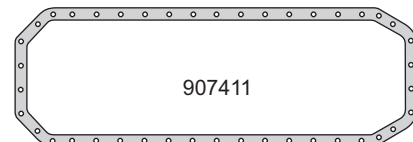
Nº OE	Descripción / Description	Mat.	Ref.
	Jgo. de juntas para motor	●	908200-R
	Junta tapa cilindros Ø 110.0 ± 1.70	ACG	1 907408
	Junta tapa válvulas	GS	1 907410
	Junta para cárter	NB	1 907411
	Frente motor	NB	1 907412
	Junta distribución	NB	1 907313
	Junta distribución	NB	1 907413
	Jgo. múltiple escape (6)	FCH	1 907415
	Múltiple admisión	GS	1 907417
	Salida de escape	NB	2 907418
	Junta termostato	NB	1 907419
	Junta bomba de aceite	NB	1 907427
	Guarnición junta tapa válvulas	GS	6 907430
	Tapa diferencial	NB	1 907434
	Bomba hidráulica	NB	1 907435
	Junta entrada de agua	NB	6 907437
	Junta	NB	1 907438
	Junta	NB	1 907439
	Acople bomba dirección	NB	1 907440
	Junta	NB	1 907441
	Junta salida escape turbo	MLS	1 908244
	Junta carga de aceite	NB	1 907445
	Junta comando bomba combustible	NB	1 907446
	Arandela A 7 x 14 x 1.50 C	CU	6
	Anillo G 27 x 33.5 x 4	GS	4
	O'ring G 6.5 x 2	GS	1
	O'ring G 24.3 x 3.50	GS	7
	O'ring G 45 x 3.40	GS	2
	O'ring G 51 x 3.53	GS	1
	O'ring G 150 x 2	GS	1
	Kit de retenes completo		R907400
	Jgo. retén válvulas (12)	P	1 R907410P
	Retén bancada 105 x 135/146 x 13	S	1 R907411S
	Retén distribución 62 x 85/93 x 13	S	1 R907412S



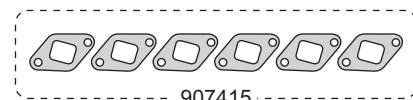
907408



907410



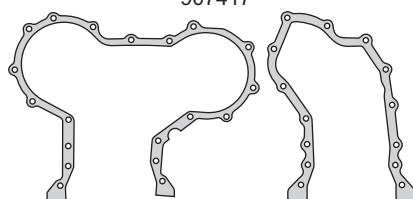
907411



907412



907413

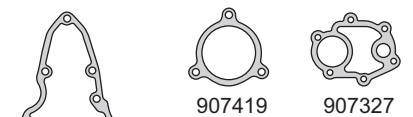


907415

907417

907412

907313



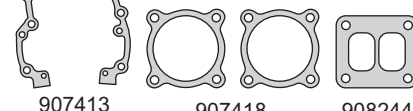
907419

907327

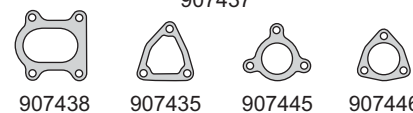
907413

907418

908244



907437

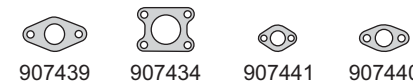


907438

907435

907445

907446



907439

907434

907441

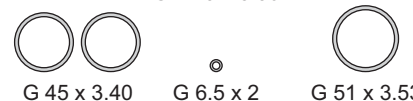
907440



907430



G 24.3 x 3.50



G 45 x 3.40

G 6.5 x 2

G 51 x 3.53



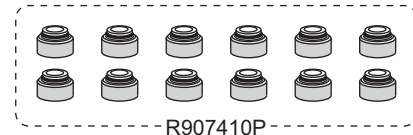
G 27 x 33.5 x 4



R907411S



R907412S



-R907410P-

NISSAN



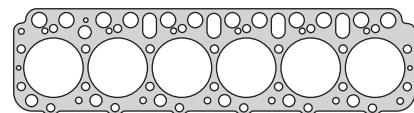
Motor / Engine **Cm³** **HP** **Ø**

FD6T **5654** **175** **108**


(SOHC) 12V

Nissan: Camión 5700 1975/83

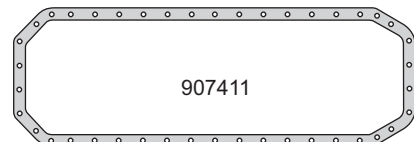
DIESEL



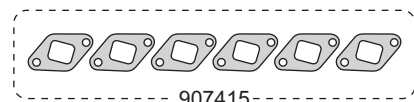
907408



907410



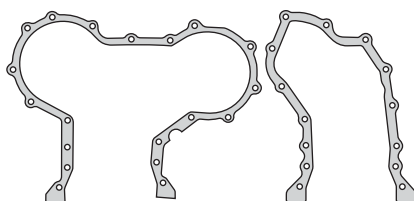
907411



907415

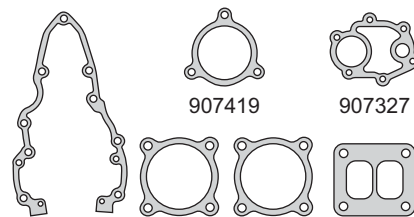


907417



907412

907313



907413

907418

908344

907419

907327



907437



907438

907435

907445

907446



907439

907434

907441

907440



907430



G 24.3 x 3.50



G 45 x 3.40



G 6.5 x 2



G 51 x 3.53



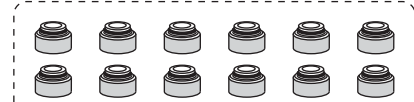
G 27 x 33.5 x 4



R907411S



R907412S



R907410P

Nº OE	Descripción / Description	Mat.	Ref.
	Jgo. de juntas para motor		908300-R
	Junta tapa cilindros Ø 110.0 ± 1.70	ACG 1	907408
	Junta tapa válvulas	GS 1	907410
	Junta para cárter	NB 1	907411
	Frente motor	NB 1	907412
	Junta distribución	NB 1	907313
	Junta distribución	NB 1	907413
	Jgo. múltiple escape (6)	FCH 1	907415
	Múltiple admisión	GS 1	907417
	Salida de escape	NB 2	907418
	Junta termostato	NB 1	907419
	Junta bomba de aceite	NB 1	907427
	Guarnición junta tapa válvulas	GS 6	907430
	Tapa diferencial	NB 1	907434
	Bomba hidráulica	NB 1	907435
	Junta entrada de agua	NB 6	907437
	Junta	NB 1	907438
	Junta	NB 1	907439
	Acople bomba dirección	NB 1	907440
	Junta	NB 1	907441
	Junta salida escape turbo	MLS 1	908344
	Junta carga de aceite	NB 1	907445
	Junta comando bomba combustible	NB 1	907446
	Arandela A 7 x 14 x 1.50 C	CU 6	
	Anillo G 27 x 33.5 x 4	GS 4	
	O'ring G 6.5 x 2	GS 1	
	O'ring G 24.3 x 3.50	GS 7	
	O'ring G 45 x 3.40	GS 2	
	O'ring G 51 x 3.53	GS 1	
	O'ring G 150 x 2	GS 1	
	Kit de retenes completo		R907400
	Jgo. retén válvulas (12)	P 1	R907410P
	Retén bancada 105 x 135/146 x 13	S 1	R907411S
	Retén distribución 62 x 85/93 x 13	S 1	R907412S

NISSAN



Motor / Engine Cm³ HP Ø

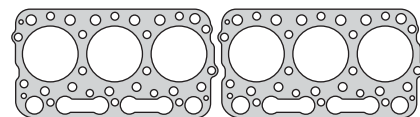
ND6 (SOHC) 12V 6842 133 110

Nissan: Camión, Bus 1977/...

DIESEL



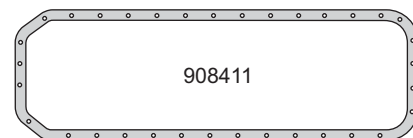
Nº OE	Descripción / Description	Mat.	Ref.
	Jgo. de juntas para motor		● 908400-R
	Junta tapa cilindros Ø 113.5 \pm 1.95	AGC 2	908408
	Junta tapa de válvulas	CG 2	908410
	Junta para cárter	CG 1	908411
	Junta frente motor	NB 1	908412
	Junta frente motor	NB 1	908413
	Jgo. múltiple escape (6)	FCH 1	908415
	Jgo. múltiple admisión (6)	NB 1	908417
	Junta entre colectores admisión	NB 2	908427
	Junta	NB 3	908428
	Junta	CG 4	908429
	Junta	CG 2	908430
	Junta	NB 5	908431
	Junta	NB 1	908432
	Junta	NB 1	908433
	Junta	NB 1	908434
	Guarnición goma	GS 6	908435
	Junta	NB 1	908436
	Junta	NB 1	908437
	Junta	NB 1	908438
	Junta	NB 1	908439
	Junta	NB 2	908440
	Junta	NB 1	908441
	Junta	NB 2	908442
	Junta	NB 1	908443
	Junta	CG 1	908444
	Junta	NB 1	908445
	Junta	NB 1	908446
	Junta	CG 1	908447
	Junta	NB 2	908448
	Junta	CG 1	908449
	Junta	NB 1	908450
	Junta	NB 1	908451
	Arandela A 9.80 x 19 x 2 C	CU 1	
	Anillo G 27 x 34 x 4	GS 1	
	Anillo G 32 x 43.8 x 3	GS 1	
	O´ring G 9 x 4	GS 1	
	O´ring G 18 x 2.20	GS 1	
	O´ring G 43.5 x 4	GS 1	
	O´ring G 79 x 3	GS 1	
	O´ring G 110 x 3.70	GS 1	
	Kit de retenes completo		R908400
	Jgo. retén válvulas (12)	P 1	R908410P
	Retén bancada 120 x 140/146 x 13	S 1	R908411S
	Retén distribución 62 x 85/93 x 13	S 1	R907412S



908408



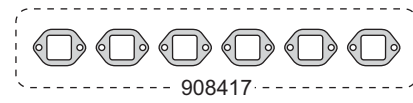
908410



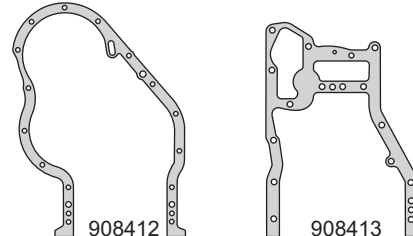
908411



908412

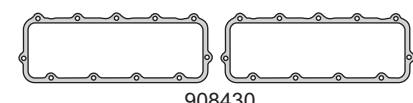
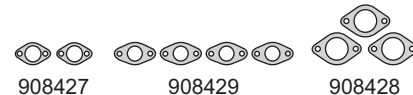


908413

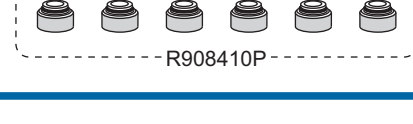
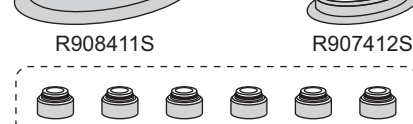
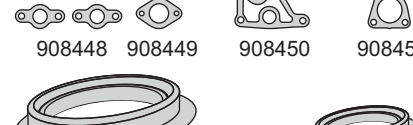
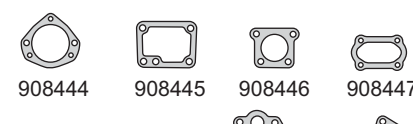
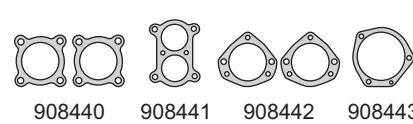
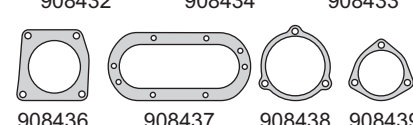


908415

908417



908430



NISSAN

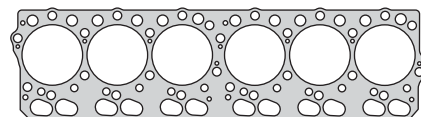


Motor / Engine **Cm³** **HP** **Ø**

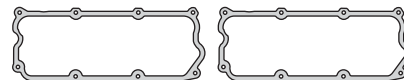
NF6T **9160** **300** **120**

Nissan: Camión, Bus 1992/95

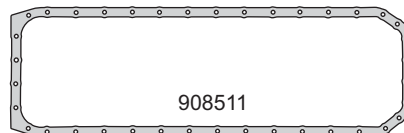
DIESEL



908508



908510



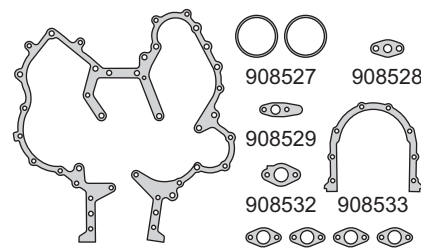
908511



908515



908517



908527

908528

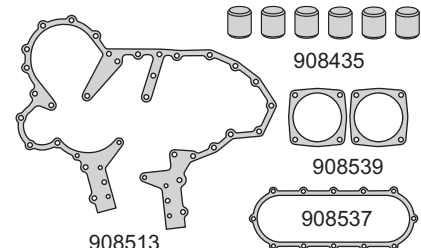
908529

908532

908533

908512

908534



908435

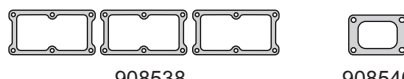
908539

908537

908513



908536



908538

908540




908541

908441

908543

908544



908545

908546

908547

908548



908549

A 9.8 x 19 x 2 C

G 8 x 3.70



G 17.5 x 24.8 x 4.50


G 27 x 34 x 4



R908511S

R908512S

R908513S



R908410P



R908410P

Nº OE	Descripción / Description	Mat.	Ref.
	Jgo. de juntas para motor		908500-R MLS
	Junta tapa cilindros Ø 122.5 x 1.60	MLS	1 908508
	Junta tapa válvulas	AC/GS	2 908510
	Junta para cárter	CG	1 908511
	Junta frente motor	NB	1 908512
	Junta frente motor	NB	1 908513
	Jgo. múltiple escape (6)	AC	1 908515
	Jgo. múltiple admisión (2)	NFT	1 908517
	Junta	AC	2 908527
	Junta	CG	1 908528
	Junta	CG	1 908529
	Junta	NB	1 908532
	Junta	NB	1 908533
	Junta	NB	4 908534
	Junta	GS	6 908435
	Junta	NB	2 908536
	Junta	NB	1 908537
	Junta	NB	3 908538
	Junta	CG	2 908539
	Junta	NB	1 908540
	Junta	NB	1 908541
	Junta	CG	1 908441
	Junta	NB	1 908543
	Junta	NFT	2 908544
	Junta	CG	2 908545
	Junta	CG	2 908546
	Junta	NB	1 908547
	Junta	NB	1 908548
	Junta	NB	3 908549
	Arandela A 9.8 x 19 x 2 C	CU	6
	Anillo G 17.5 x 24.8 x 4.5	CU	4
	Anillo G 27 x 34 x 4	GS	4
	O'ring G 8 x 3.70	GS	1
	O'ring G 17 x 2.75	GS	1
	O'ring G 16.5 x 2.40	GS	1
	O'ring G 22 x 2.60	GS	1
	O'ring G 24 x 3.56	GS	5
	O'ring G 32 x 3.63	GS	1
	O'ring G 36 x 3	GS	1
	O'ring G 43 x 3	GS	1
	O'ring G 54 x 3	GS	1
	O'ring G 50 x 3.5	GS	3
	O'ring G 68 x 3	GS	1
	O'ring G 81 x 3	GS	2
	O'ring G 82 x 2.63	GS	1
	O'ring G 86 x 3.10	GS	1
	O'ring G 96 x 3	GS	1
	O'ring G 110 x 3	GS	1
	Kit de retenes completo		R908500
	Jgo. retén válvulas (12)	P	1 R908410P
	Retén bancada 126 x 150 x 13	S	1 R908511S
	Retén distribución 62 x 85/93 x 13	S	1 R908512S
	Retén árbol de levas 58 x 80 x 12	S	1 R908513S

NISSAN

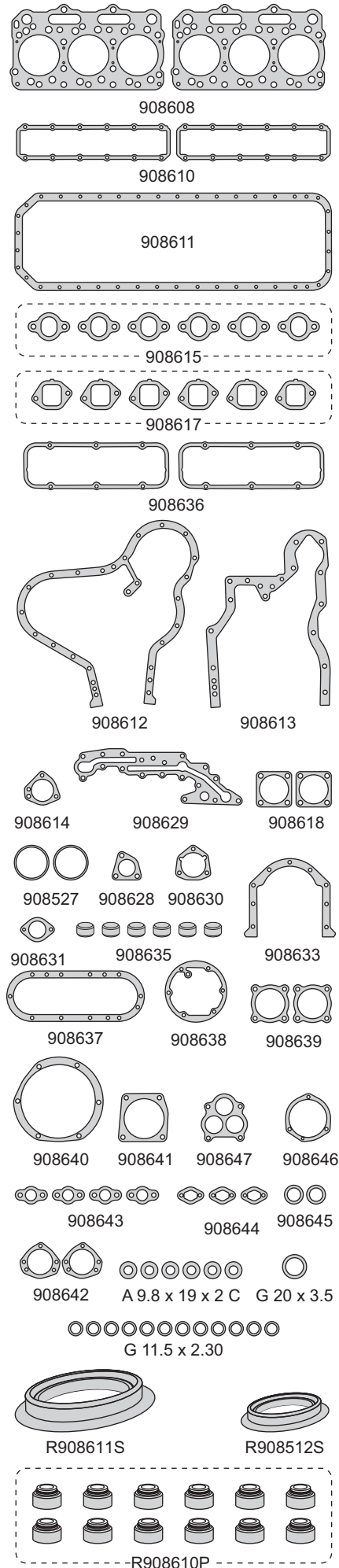


Motor / Engine	Cm³	HP	Ø
PD6 (SOHC) 12V	10308	200/300	125
DIESEL			

Nissan: Camión, Bus 1969/...



Nº OE	Descripción / Description	Mat.	Ref.
	Jgo. de juntas para motor		908600-R
	Junta tapa cilindros Ø 128.5 ± 1.95	ACG 2	908608
	Junta tapa válvulas	NB 2	908610
	Junta para cárter	CG 1	908611
	Frente motor	NB 1	908612
	Frente motor	NB 1	908613
	Bomba de agua	NB 1	908614
	Jgo. múltiple escape (6)	AC 1	908615
	Jgo. múltiple admisión (6)	NFT 1	908617
	Salida de escape	AC 2	908618
	Junta	AC 2	908627
	Junta accionamiento taquímetro	NB 1	908628
	Radiador aceite	NB 1	908629
	Junta	NB 1	908630
	Conexión salida agua	NB 1	908631
	Junta cierre lado volante	NB 1	908633
	Guarnición goma	GS 6	908635
	Junta	NB 2	908636
	Junta refrigeración aceite	NB 1	908637
	Junta	NB 1	908638
	Junta	NB 2	908639
	Junta	NB 1	908640
	Junta	NB 1	908641
	Junta	NB 2	908642
	Junta	NB 4	908643
	Junta	NB 3	908644
	Junta	NB 2	908645
	Junta	NB 1	908646
	Junta	NB 1	908647
	Arandela A 9.8 x 19 x 2 C	CU 6	R908600
	Anillo G 27 x 34 x 4	GS 4	R908610P
	Anillo G 16 x 24 x 6	GS 1	R908611S
	O'ring G 11.5 x 2.30	GS 12	R908512S
	O'ring G 20 x 3.5	GS 2	
	O'ring G 52.5 x 4	GS 4	
	O'ring G 79 x 3	GS 1	
	Kit de retenes completo		
	Jgo. retén válvulas (12)	P 1	
	Retén bancada 126 x 150/156 x 14	S 1	
	Retén distribución 62 x 85/93 x 13	S 1	



NISSAN



Motor / Engine **Cm³** **HP** **Ø**

PD6T
(SOHC) 12V

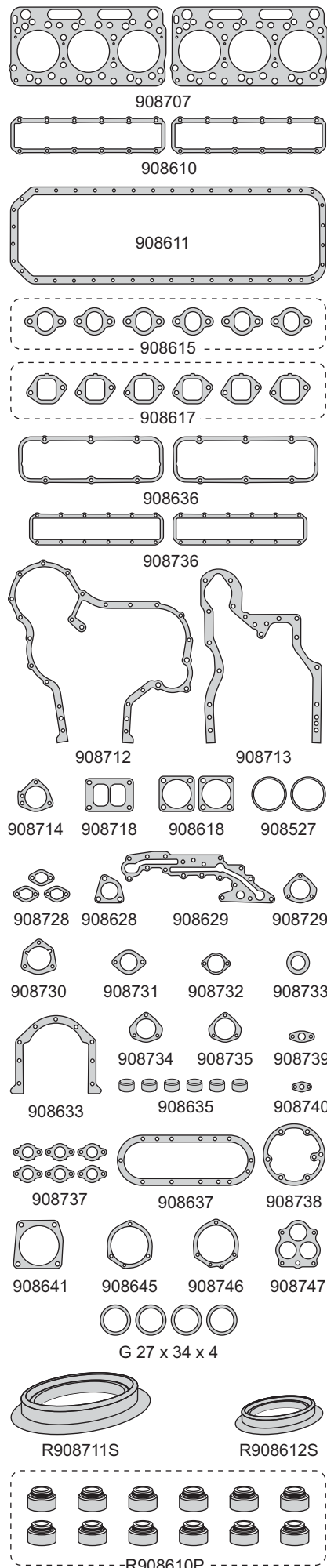
10308

260/300

127

Nissan: Camión, Bus 1970/...

DIESEL



Nº OE	Descripción / Description	Mat.	Ref.
	Jgo. de juntas para motor		908700-R
	Junta tapa cilindros Ø 129.0 ± 1.60	NFT 2	908707
	Junta tapa válvulas	NB 2	908610
	Junta para cárter	CG 1	908611
	Frente motor	NB 1	908712
	Frente motor	NB 1	908713
	Bomba de agua	NB 1	908714
	Jgo. múltiple escape (6)	AC 1	908615
	Jgo. múltiple admisión (6)	NFT 1	908617
	Salida de escape	AC 2	908618
	Salida de escape	AC 1	908718
	Junta	AC 2	908527
	Junta	NB 2	908728
	Junta accionamiento taquímetro	NB 3	908628
	Radiador aceite	NB 1	908629
	Junta	NB 1	908729
	Junta	NB 1	908730
	Conexión salida agua	NB 1	908731
	Junta	NB 1	908732
	Junta cierre lado volante	NB 1	908633
	Junta	NB 1	908733
	Junta	NB 1	908734
	Junta	NB 1	908735
	Junta	NB 2	908636
	Junta	NB 2	908736
	Junta refrigeración aceite	NB 1	908637
	Junta	NB 6	908737
	Junta	NB 1	908738
	Junta	NB 1	908739
	Junta	NB 1	908740
	Junta	NB 1	908641
	Junta	NB 1	908645
	Junta	NB 1	908746
	Junta	NB 1	908747
	Arandela A 9.8 x 19 x 2 C	CU 6	
	Anillo G 8.45 x 13.5 x 2.5	GS 1	
	Anillo G 27 x 34 x 4	GS 6	
	Anillo G 16 x 24 x 6	GS 2	
	Anillo G 160 x 165 x 4.3	GS 1	
	O'ring G 20 x 3.5	GS 1	
	O'ring G 52.5 x 4	GS 4	
	O'ring G 39 x 3	GS 6	
	Kit de retenes completo		R908700
	Jgo. retén válvulas (12)	P 1	R908610P
	Retén bancada 126 x 150 x 14	S 1	R908711S
	Retén distribución 62 x 85/93 x 13	S 1	R908512S

NISSAN



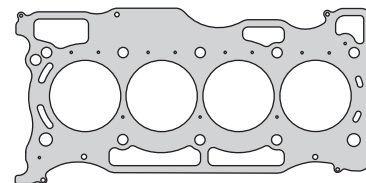
Motor/Engine **Cm³** **HP** **Ø**

HR16DE
(DOHC) 16V **1598** **110/115** **78**

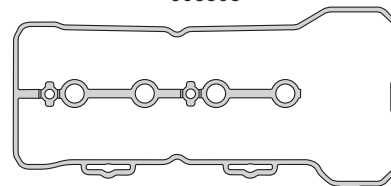
Nissan: Micra 2002/09, Tiida 2005/...
Bluebird, Versa, March 2006/...



Nº OE	Descripción/Description	Mat.	Ref.
	Jgo. de juntas para motor		● 908800-R MLS
	Junta tapa cilindros Ø 78.5 ±0.60	MLS	1 908808
	Jgo. tornillos tapa cilindros		B571100
	Sellador líquido - caucho de silicona		TRN0085G
	Junta tapa válvulas	GS	1 908810
	Bomba de agua	SLS	1 908814
	Múltiple escape	AC	1 908815
	Salida de escape	FCH	1 908818
	Salida de escape	FCH	1 908818-1
	Termostato	GS	1 908819
	Junta caballete de agua	SLS	1 908831
	Junta mariposa aceleración	GS	1 908832
	O´ring G 9 x 3.53	GS	8
	O´ring G 15.5 X 2.50	GS	1
	O´ring G 15 x 1.80	GS	1
	O´ring G 13 x 2	GS	1
	Kit de retenes completo		R908800
	Jgo. retén válvulas (16)	V	1 R571110V
	Reten de bancada 84 x 117 x 8.5	V	1 R908811V
	Retén de distribución 40 x 52 x 7	V	1 R571112V



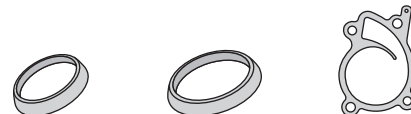
908808



908810



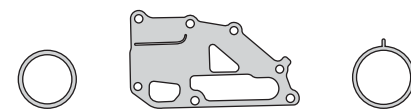
908815



908818

908818-1

908814



908819

908831

908832



G 15.5 x 2.5

G 13 x 2

G 15 x 1.80



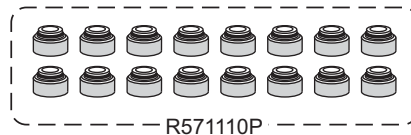
G 9 x 3.53



R908811V



R571112V



R571110P

NISSAN



Motor / Engine	Cm ³	HP	Ø
E15	1487	85	76
E16 (SOHC) 8V	1597	105	76

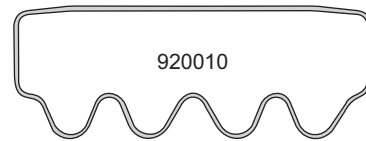
Nissan: Samuray, Sedan, Ninja, Guayin
Sentra, Tsuru 1984/94



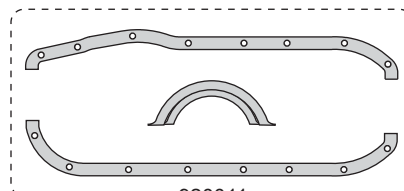
Nº OE	Descripción / Description	Mat.	Ref.
	Jgo. de juntas para motor		920000-R
	Junta tapa cilindros Ø 77.0 ± 1.20	NFT	920005
	Junta tapa cilindros Ø 77.0 ± 1.20	NFT	1 920007
	Junta tapa válvulas	N	1 920010
	Jgo. junta para cárter (4)	CG	1 920011
	Tapa distribución	N	1 920012
	Placa distribución	NB	1 920013
	Bomba de agua	CB	1 920014
	Jgo. múltiple escape E16 (3)	GFT	1 920016
	Jgo. múltiple admisión (3)	NB	1 920017
	Termostato	NB	1 920019
	Unión frente	NB	1 920020
	Junta	NB	1 920023
	Base carburador	NB	1 920025
	Bomba aceite	NB	1 920027
	Base bomba nafta	CB	1 920028
	Inspección	NB	1 920029
	Arandela tapa válvulas	GS	2 400130
	Sello tapa válvulas	NB	1 920030
	Jgo. múltiple escape E15 1984/88 (3)	NFT	1 920034
	Entre colectores	NB	1 920035
	Kit de retenes completo		R920000
	Jgo. retén válvulas (8)	P	1 R920010P
	Retén bancada 80 x 100 x 10	P	1 R250211P
	Retén distribución 36 x 49 x 7	P	1 R920012P
	Retén árbol de levas 40 x 55 x 9	P	1 R920013P
	Retén auxiliar 32 x 50 x 8	P	1 R920014P




920007




920010



920011



920016



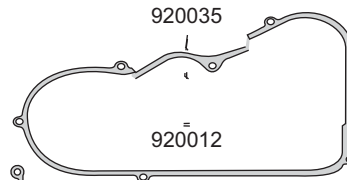
920017



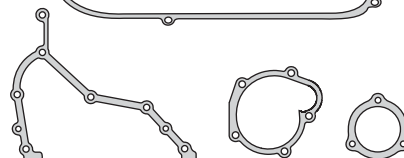
920034



920035



920012



920013

920014

920019

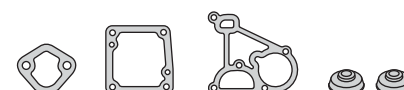


920020

920023

920025

920027



920028

920029

920030

400130



R250211P



R920012P

R920013P

R920014P



R920010P

NISSAN



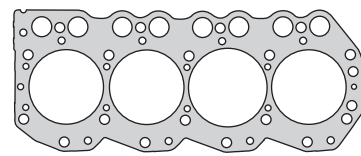
Motor / Engine	Cm ³	HP	Ø
TD27	2663	85	96
TD27T (SOHC) 8V	2663	100	96

Ford: Maverick TD 1992/99
Nissan: Pathfinder D, Terrano D 1986/...
 Terrano TD 1989/92

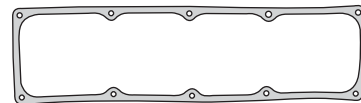


DIESEL

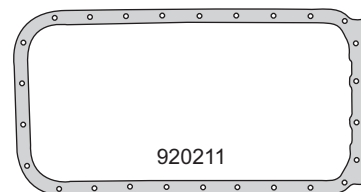
Nº OE	Descripción / Description	Mat.	Ref.
	Jgo. de juntas para motor	●	920200-R
11044-43601	Junta tapa cilindros Ø 97.8 ± 1.58	MLS	1 920208
	Jgo. tornillos tapa cilindros (6 HAS17038)		B920200
	Junta tapa válvulas	GS	1 920210
	Junta para cárter	NH	1 920211
	Distribución	NH	1 920212
	Bomba de agua	NH	1 920214
	Jgo. múltiple escape (4)	MLS	1 920215
	Múltiple admisión	NH	1 920217
	Base termostato	NH	1 920219
	Placa filtro aceite	NH	1 920223
	Tapa termostato	NH	1 920229
	Inspección distribución	NH	1 920230
	Cámara agua con cierre	NH	1 920231
	Porta retén bancada trasera	NH	1 920234
	Guarnición	GS	1 920236
	Guarnición	GS	1 920237
	Guarnición bomba aceite	GS	1 920238
	Guarnición	SIL	1 920239
	Guarnición 5.8 x 15.8 x 7	GS	8 920240
	Guarnición 20.3 x 27.5 x 3.7	GS	4 920241
	Acople bomba inyectora	NH	1 920246
	O'ring G 12.25 x 1.78	GS	1
	Arandela A 12.5 x 16.5 x 1 C	CU	5
	Arandela A 8 x 12 x 1 C	CU	4
	Kit de retenes completo		R920200
	Jgo. retén válvulas (8)	P	1 R920210P
	Retén bancada 86 x 100 x 10	V	1 R920211V
	Retén distribución 58 x 80 x 10	V	1 R920212V



920208



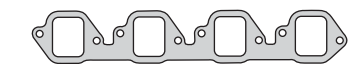
920210



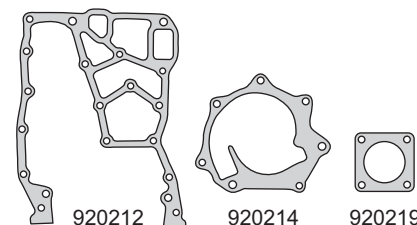
920211



920215



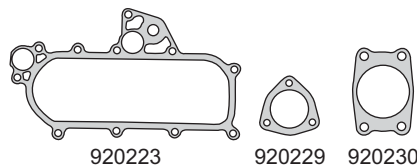
920217



920212

920214

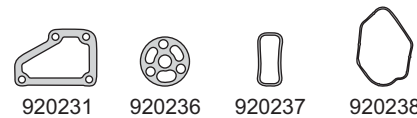
920219



920223

920229

920230



920231

920236

920237

920238



920239

920240

920246

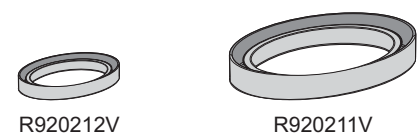


A 8 x12 x1 C

G 12.25 x 1.78

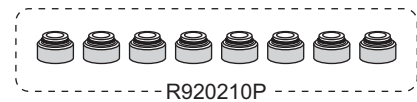


A 12.5 x 16.5 x 1 C



R920212V

R920211V



R920210P

SHANGHAI

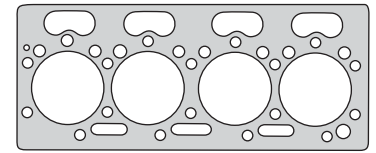


Motor / Engine	Cm ³	HP	Ø
495A Tracción Simple			
485A 18 Tracción Doble			
DIESEL			

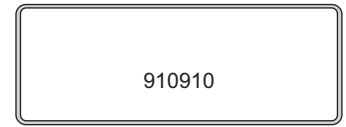
Shangai: Tractor



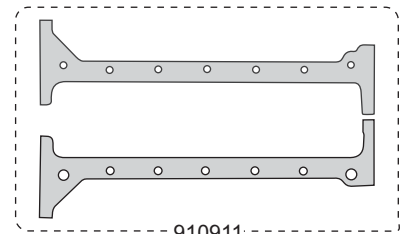
Nº OE	Descripción / Description	Mat.	Ref.
	Jgo. de juntas para motor		910900
	Junta tapa de cilindros Ø 101.0 ±1.40	NFT 1	910905
	Junta tapa válvulas	GS 1	910910
	Jgo. junta para carter (2)	NB 1	910911
	Tapa distribución	NB 1	910912
	Placa distribución	NB 1	910913
	Bomba de agua	NB 1	910914
	Múltiple escape	NFT 1	910916
	Múltiple admisión	NB 2	910917
	Salida de escape	NFT 1	910918
	Base bomba de agua	NB 1	910919
	Bomba aceite	NB 1	910927
	Junta gaseador	CG 1	910928
	Junta bomba aceite	NB 1	910929
	Cámara de agua	NB 1	910932
	Cámara de agua trasera	NB 1	910933
	Junta	NB 1	910934
	Junta acople termostato	NB 2	910935
	Junta lateral block	NB	910936
	Junta superior distribución	NB 1	910937
	Cámara lateral	CG 1	910938
	Acople salida motor	NB 1	910939
	Bomba inyectora	NB 1	910940
	Bomba inyectora	NB 1	910942
	Junta acople distribución	NB 1	910943
	Bomba de aceite	NB 1	910944
	Tapa bomba de agua	NB 1	910945



910905



910910



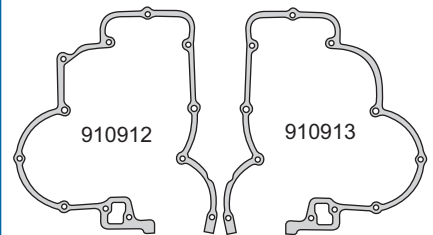
910911



910916

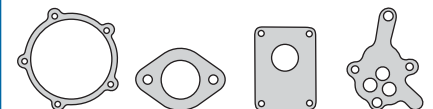


910917



910912

910913



910914

910918

910919


910927



910928



910929



910932



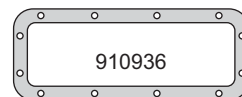
910933



910934



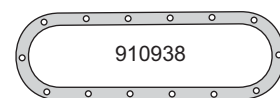
910935



910936



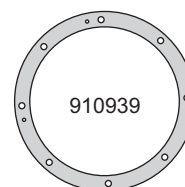
910937



910938



910945



910939



910940



910942



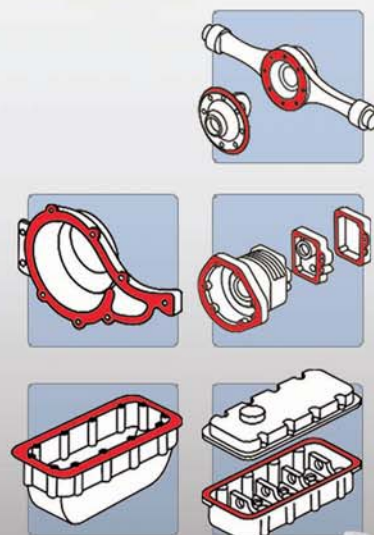
910943



910944



taranto



**HIGH
TEMP
350°C**

Sellador Líquido a base de Caucho de Silicona

Aprobado para motores equipados con sensor de oxígeno.

- ▶ Sellador libre de solvente, adhesivo y cubritivo compuesto a base de caucho de silicona, ha sido especialmente creado para aplicaciones de gran fuerza de torsión.
- ▶ Excelente resistencia al aceite a los combustibles, aceites, lubricantes, anticongelantes y gases.
- ▶ Resiste golpes y vibraciones.
- ▶ Es siempre flexible y se mantiene a una temperatura de entre -62°C a +350°C intermitente.

No recomendado para sellar tapas de cilindros.



SUBARU

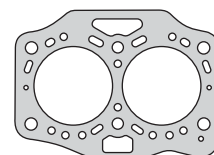


Motor / Engine	Cm ³	HP	Ø
EK 23/24 (SOHC) 4V	544	35	76


Subaru: K87/K87L, EK23/EK24
KF1/KT1 1981/...



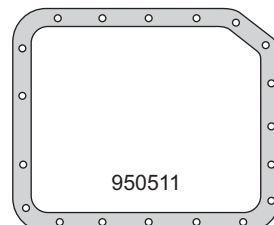
Nº OE	Descripción / Description	Mat.	Ref.
	Jgo. de juntas para motor		950500-R
	Junta tapa cilindros Ø 77.0 ± 1.40	NFT	1 950507
	Junta tapa de válvulas	GS	1 950510
	Junta para cárter	CG	1 950511
	Distribución	NB	1 950512
	Tapa bomba agua	NB	1 950514
	Múltiple escape	NFT	1 950516
	Múltiple admisión	NFT	1 950517
	Termostato	NB	1 950519
	Bomba aceite	NB	1 950527
	Filtro aceite	NB	1 950532
	Kit de retenes completo		R950500
	Jgo. retén válvulas (4)	P	1 R950510P
	Retén bancada 57 x 77 x 10	P	R950511P
	Retén distribución 30 x 46 x 8	P	R950512P



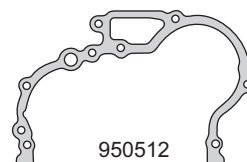
950507



950510



950511



950512



950514



950516



950517



950519



950532



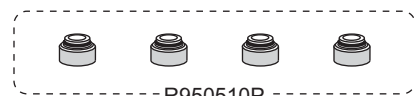
950527



R950512N



R950511P



R950510P

SUBARU



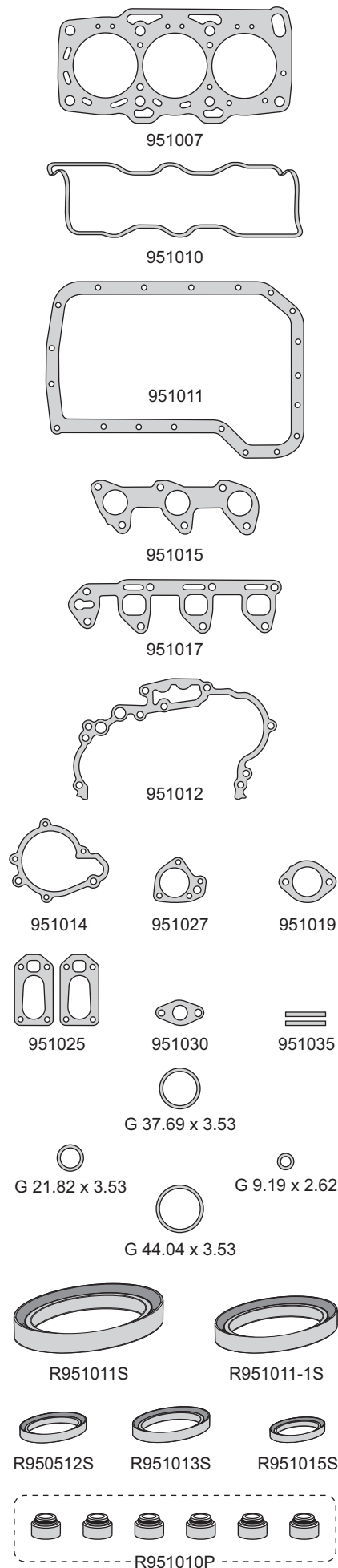
Motor / Engine **Cm³** **HP** **Ø**

EF10
(SOHC) 6V **997** **50/55** **78**

Subaru: Justy, Libero, Sumo 1984/...



Nº OE	Descripción / Description	Mat.	Ref.
	Jgo. de juntas para motor		951000-R
	Junta tapa cilindros Ø 79.5 ± 1.70		951007
	Junta tapa de válvulas	GS	951010
	Junta para cárter	CG	951011
	Distribución	NB	951012
	Bomba agua	NB	951014
	Múltiple escape	FCH	951015
	Múltiple admisión	NB	951017
	Termostato	NB	951019
	Base carburador	NB	951025
	Bomba aceite	NB	951027
	Junta brida	NB	951030
	Cierre bancada	AC/GS	951035
	O'ring G 44.04 x 3.53	GS	
	O'ring G 37.69 x 3.53	GS	
	O'ring G 21.82 x 3.53	GS	
	O'ring G 9.19 x 2.62	GS	
	Kit de retenes completo		R951000
	Jgo. retén válvulas (6)	P	R951010P
	Retén bancada 68 x 84 x 8.5	S	R951011S
	Retén bancada 60 x 77 x 10	S	R951011-1S
	Retén distribución 30 x 46 x 8	S	R950512S
	Retén árbol levas 38.5 x 53 x 8	S	R951013S
	Retén auxiliar 23 x 40 x 7	S	R951015S



SUBARU

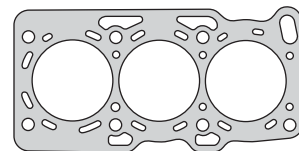


Motor / Engine	Cm ³	HP	Ø
EF12 (SOHC) 9V	1189	52/62	78

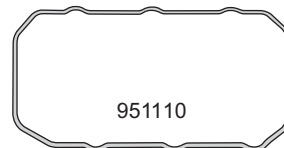
Subaru: Justy 1987/93, Libero, Sumo 1990/97



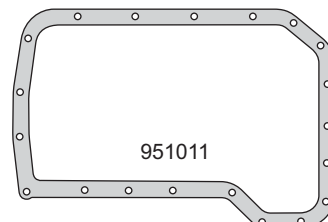
Nº OE	Descripción / Description	Mat.	Ref.
	Jgo. de juntas para motor		951100-R
	Junta tapa cilindros Ø 79.5 ± 1.75	NFT	1 951107
	Junta tapa de válvulas	GS	1 951110
	Junta para cárter	CG	1 951011
	Distribución	NB	1 951012
	Bomba agua	NB	1 951014
	Múltiple escape	FCH	1 951015
	Múltiple admisión	NB	1 951117
	Termostato	NB	1 951019
	Base carburador	NB	2 951025
	Bomba aceite	NB	1 951027
	Junta brida	NB	1 951130
	Cierre bancada	AC/GS	2 951035
	O'ring G 44.04 x 3.53	GS	1
	O'ring G 37.69 x 3.53	GS	1
	O'ring G 21.82 x 3.53	GS	1
	O'ring G 9.19 x 2.62	GS	1
	Kit de retenes completo		R951100
	Jgo. retén válvulas (9)	P	1 R951110P
	Retén bancada 68 x 84 x 8.5	S	1 R951011S
	Retén bancada 60 x 77 x 10	S	1 R951011-1S
	Retén distribución 30 x 46 x 8	S	1 R950512S
	Retén árbol levas 38.5 x 53 x 8	S	2 R951013S
	Retén auxiliar 23 x 40 x 7	S	1 R951015S



951107



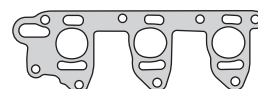
951110



951011




951014



951015



951117



951012



951014



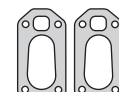
951027



951019



951130



951025



951035



G 37.69 x 3.53



G 21.82 x 3.53



G 9.19 x 2.62



G 44.04 x 3.53



R951011S



R951011-1S



R950512S



R951013S



R951015S



-R951110P-

SUBARU



Motor / Engine **Cm³** **HP** **Ø**

EK 23/24
(SOHC) 8V

1595


82/95

92

Subaru: New Leone, Brat 1975/79



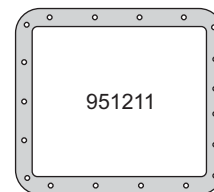
Nº OE	Descripción / Description	Mat.	Ref.
	Jgo. de juntas para motor		951200-R
	Junta tapa cilindros Ø 94.0 ± 1.70	NFT	2 951207
	Junta tapa de válvulas	CG	2 951210
	Junta para cárter	CG	1 951211
	Jgo. múltiple escape (2)	FCH	1 951215
	Jgo. múltiple admisión (2)	CG	1 951217
	Salida de escape	FCH	2 951218
	Termostato	CG	1 951219
	Cámara de agua	NB	2 951220
	Cámara de agua	NB	1 951222
	Base carburador	NB	1 951225
	Junta	NB	1 951232
	Arandela con inserto tapa de válvulas	AC/GS	4 951233
	Recuperador gases	NB	1 951234
	Guarnición tapón goma G 34.5 x 52 x 5	GS	1 951238
	O'ring G 25.07 x 2.62	GS	1
	O'ring G 13.94 x 2.62	GS	1
	O'ring G 12.37 x 2.62	GS	1
	O'ring G 4.47 x 1.78	GS	1
	Arandela A 36.5 x 44 x 1A	AL	2
	Arandela A 26 x 32 x 1 A	AL	2
	Arandela A 20.5 x 26 x 2 A	AL	1
	Arandela A 12.5 x 18 x 2 A	AL	2
	Arandela A 6.5 x 12 x 1 C	CU	2
	Kit de retenes completo		R951200
	Jgo. retén válvulas (8)	P	1 R951210P
	Retén bancada 70 x 87 x 10	S	1 R951211S
	Retén distribución 38 x 55 x 9	S	1 R951212S



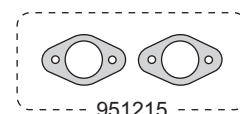
951207



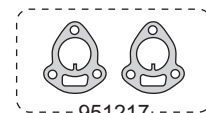
951210



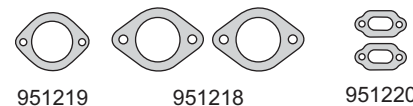
951211



951215



951217



951219

951218


951220



951225

951222

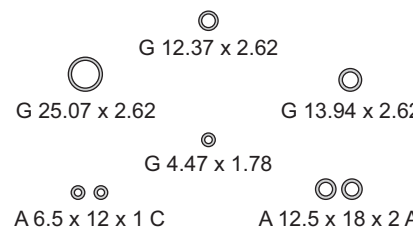
951232



951234

951233

951238



G 12.37 x 2.62

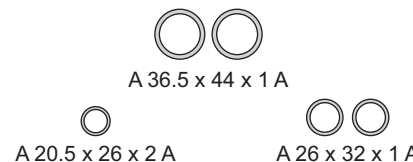
G 25.07 x 2.62

G 13.94 x 2.62

G 4.47 x 1.78

A 6.5 x 12 x 1 C

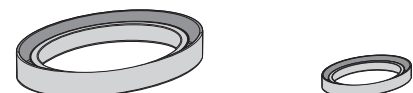
A 12.5 x 18 x 2 A



A 36.5 x 44 x 1 A

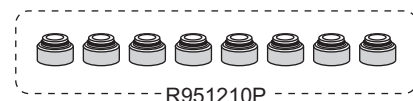
A 20.5 x 26 x 2 A

A 26 x 32 x 1 A



R951211S

R951212S



R951210P


SUBARU



Motor / Engine **Cm³** **HP** **Ø**

EA81
(SOHC) 8V **1781** **100** **76**

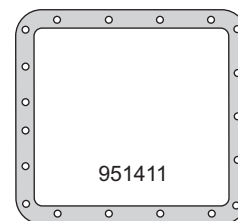
Subaru: New Leone, Brat 1979/...



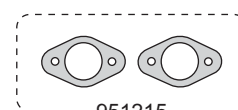
951407



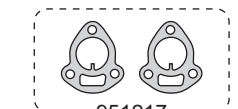
951410



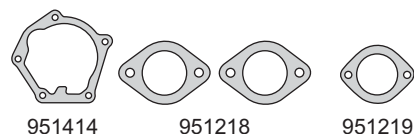
951411



951215



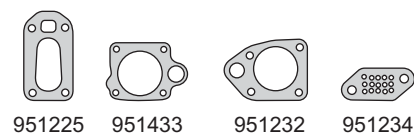
951217



951414

951218

951219



951225

951433

951232

951234



951435

A 6.5 x 12 x 1 C

951438

A 26 x 32 x 1 A

A 16.5 x 22 x 2 A A 12.5 x 18 x 2 A

A 20.5 x 26 x 2 C

G 26 x 3 G 36.09 x 3.53 G 20 x 3

G 13.94 x 2.62



R951411S

R951412S



-R951210P

Nº OE	Descripción / Description	Mat.	Ref.
	Jgo. de juntas para motor		951400-R
	Junta tapa cilindros Ø 94.0 ± 1.70	NFT 2	951407
	Junta tapa de válvulas	CG 2	951410
	Junta para cárter	CG 1	951411
	Bomba de agua	NB 1	951414
	Jgo. múltiple escape (2)	FCH 1	951215
	Jgo. múltiple admisión (2)	NB 1	951217
	Salida de escape	FCH 2	951218
	Termostato	NB 1	951219
	Base carburador	NB 1	951225
	Junta	NB 1	951232
	Junta	NB 1	951433
	Recuperador gases	NB 1	951234
	Guarnición goma	S 1	951435
	Guarnición tapón goma G 33.5 x 51 x 4.8	S 1	951438
	O'ring G 36.09 x 3.53	GS 1	
	O'ring G 26 x 3	GS 1	
	O'ring G 20 x 3	GS 1	
	O'ring G 13.94 x 2.62	GS 2	
	Arandela especial A 6.5 x 12 x 1 C	CU 2	
	Arandela A 26 x 32 x 1 A	AL 2	
	Arandela A 20.5 x 26 x 2 C	CU 1	
	Arandela A 16.5 x 22 x 2 A	AL 2	
	Arandela A 12.5 x 18 x 2 A	AL 2	
	Kit de retenes completo		R951400
	Jgo. retén válvulas (8)	P 1	R951210P
	Retén bancada 76 x 93 x 10	S 1	R951411S
	Retén distribución 38 x 59 x 9	S 1	R951412S

SUBARU

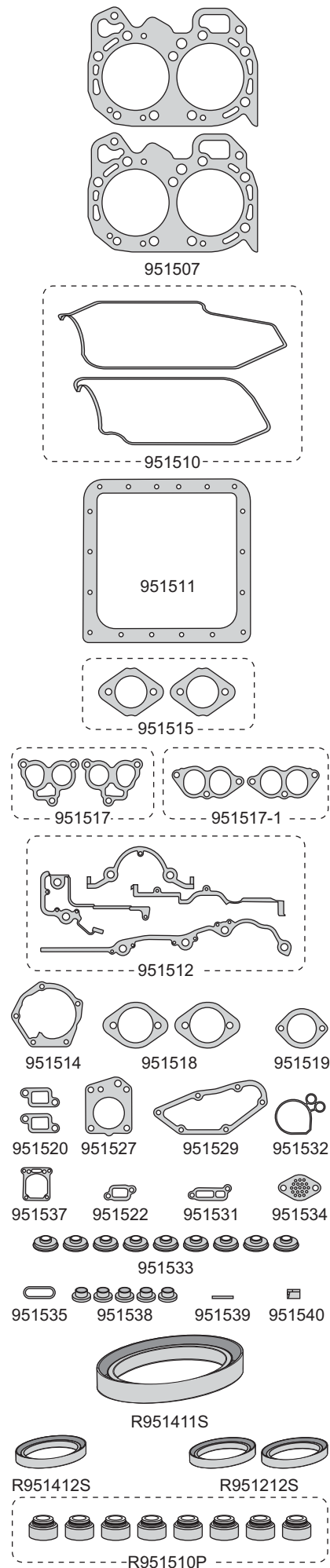


Motor / Engine	Cm ³	HP	Ø
EA82 (SOHC) 8V	1781	90	92

Subaru: Leone, XT Coupe 1985/89
Loyale 1990/94



Nº OE	Descripción / Description	Mat.	Ref.
	Jgo. de juntas para motor	●	951500-R
	Junta tapa cilindros Ø 94.0 ± 1.65	GFT	2 951507
	Conj. junta tapa de válvulas (2)	GS	1 951510
	Junta para cárter	CG	1 951511
	Conj. frente motor (4)	GS	1 951512
	Tapa bomba agua	NB	1 951514
	Jgo. múltiple escape (2)	FCH	1 951515
	Jgo. múltiple admisión (2)	NFT	1 951517
	Jgo. múltiple admisión (2)	NFT	1 951517-1
	Salida de escape	FCH	2 951518
	Termostato	NB	1 951519
	Cámara de agua	NB	2 951520
	Cámara de agua	NB	1 951522
	Bomba aceite	NB	1 951527
	Filtro aceite	CG	1 951529
	Retorno de agua	NB	1 951531
	Guarnición filtro aceite	CG	1 951532
	Arandela con inserto tapa de válvulas	AC/GS	9 951533
	Recuperador gases	NB	1 951534
	Guarnición goma	S	1 951535
	Junta	NB	1 951537
	Anillo con inserto especial	AC/GS	5 951538
	Guarnición goma	GS	1 951539
	Guarnición goma	GS	1 951540
	Anillo goma/metal G 9 x 15 x 2	AC/GS	2
	Anillo G 8.5 x 14 x 4.5	GS	4
	O'ring G 60 x 2	GS	2
	O'ring G 45.69 x 2.62	GS	1
	Arandela A 26 x 32 x 1 A	AL	4
	Arandela A 20.5 x 25.5 x 2 A	AL	1
	Arandela A 14 x 20 x 1 C	CU	1
	Arandela A 12.5 x 18 x 2A	AL	2
	Arandela A 12 x 16 x 1 C	CU	1
	Arandela A 10.5 x 14 x 1 C	CU	4
	Kit de retenes completo		R951500
	Jgo. retén válvulas (8)	P	1 R951510P
	Retén bancada 76 x 93 x 10	S	1 R951411S
	Retén distribución 38 x 59 x 9	S	1 R951412S
	Retén árbol de levas 38 x 55 x 9	S	2 R951212S



SUBARU



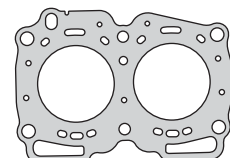
Motor / Engine **Cm³** **HP** **Ø**

EJ18
(SOHC) 16V **1820** **103/110** **87.9**

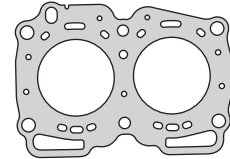
Subaru: Legacy 1989/...



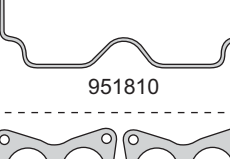
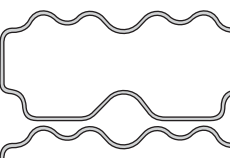
Nº OE	Descripción / Description	Mat.	Ref.
	Jgo. de juntas para motor		951800-R
	Junta tapa cilindros Ø 90.0 ± 1.70	GFT	2 951807
	Sellador líquido - caucho de silicona		TRN0085G
	Junta tapa de válvulas	GS	2 951810
	Conj. frente motor (5)	GS	1 951812
	Bomba agua	NB	1 951814
	Guarnición bomba de agua	GS	1 951814-1
	Jgo. múltiple escape (2)	FCH	1 951815
	Jgo. múltiple admisión (2)	NFT	1 951817
	Guarnición termostato G 52 x 60 x 5.6	GS	1 951819
	Junta base carburador	NB	2 951825
	Junta base carburador	BAK	1 951825-1
	Guarnición bomba combustible	GS	1 951828
	Brida goma	GS	1 951829
	Guarnición cierre block	GS	1 951830
	Arandela con inserto tapa de válvulas	AC/GS	6 951833
	Buje goma especial	CU/GS	6 951835
	Guarnición goma G 26 x 45 x 6	GS	2 951837
	Guarnición tapón goma G 15 x 24 x 2.50	GS	1 951838
	Guarnición goma	GS	2 951839
	Guarnición goma	GS	1 951840
	Arandela con inserto goma A 9.5 x 19.5 x 3.30	AC/GS	6
	Arandela A 28 x 33 x 1 A	AL	4
	Arandela A 36.5 x 44 x 1.50 A	AL	1
	Arandela espiralada A 20 x 25.5 x 3.30 H	H	1
	O´ring G 46.5 x 2	GS	2
	O´ring G 32.92 x 3.53	S	1
	O´ring G 30 x 2	GS	1
	O´ring G 23.39 x 3.53	GS	1
	O´ring G 18.72 x 2.62	S	4
	O´ring G 17.12 x 2.62	S	5
	O´ring G 10 x 2	GS	3
	Kit de retenes completo		R951800
	Jgo. retén válvulas (16)	P	1 R951810P
	Retén bancada 86 x 103 x 10	S	1 R951811S
	Retén distribución 33 x 49 x 8	S	1 R951812S
	Retén árbol de levas 32 x 45 x 8	S	2 R460414S




951807



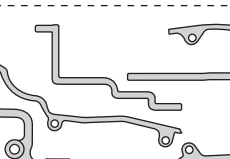
951810



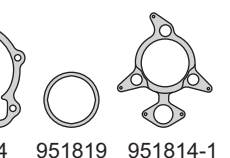
951815



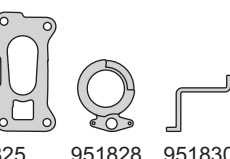
951817



951812



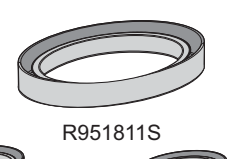
951814 951819 951814-1 951825-1



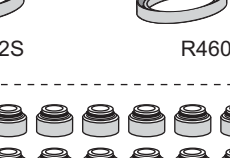
951825 951828 951830 951829



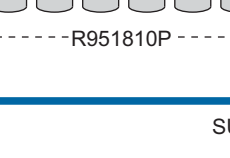
951833 951835



951837 951838 951839 951840

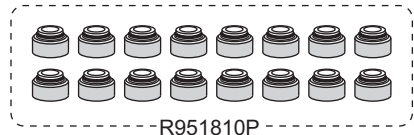


R951811S



R951812S

R460414S



-R951810P-

SUBARU



Motor / Engine **Cm³** **HP** **Ø**

EJ20GN
(DOHC) 16V

1994

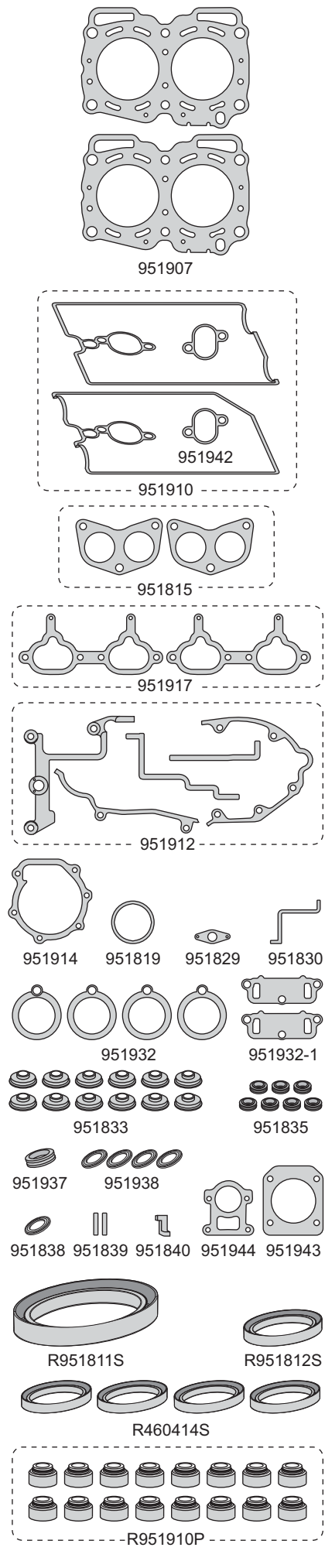
200

92

Subaru: Legacy 1989/...



Nº OE	Descripción / Description	Mat.	Ref.
	Jgo. de juntas para motor	●	951900-R
	Junta tapa cilindros Ø 93.5 ± 1.60	GFT	2 951907
	Jgo. tornillos tapa de cilindros		B951900
	Sellador líquido - caucho de silicona		TRN0085G
	Conj. junta tapa de válvulas (4)	GS	1 951910
	Conj. frente motor (5)	GS	1 951912
	Bomba agua	SLS	1 951914
	Jgo. múltiple escape (2)	FCH	1 951815
	Jgo. múltiple admisión (2)	NFT	1 951917
	Guarnición termostato	GS	1 951819
	Brida goma	GS	1 951829
	Guarnición cierre block	GS	1 951830
	Guarnición goma	GS	2 951932-1
	Guarnición goma	GS	4 951932
	Arandela con inserto tapa de válvulas	GS/AC	12 951833
	Buje goma especial	GS/CU	7 951835
	Guarnición goma G 22 x 30 x 7.5	GS	1 951937
	Guarnición tapón goma G 15 x 24 x 2.50	GS	1 951838
	Guarnición tapón goma G 17 x 24 x 2.50	GS	4 951938
	Guarnición goma	GS	2 951839
	Guarnición goma	GS	1 951840
	Guarnición junta tapa de válvulas	GS	2 951942
	Junta	NB	1 951943
	Junta	NFT	1 951944
	Arandela con inserto goma A 9.5 x 19.5 x 3.30	GS/AC	6
	Arandela A 28 x 33 x 1 A	AL	3
	Arandela A 28 x 33 x 2 A	AL	1
	Arandela espiralada A 20 x 25.5 x 2.15 H	H	1
	Anillo G 40 x 49 x 8.5	S	1
	O´ring G 32.99 x 2.62	S	1
	O´ring G 32.92 x 3.53	GS	2
	O´ring G 30 x 2	GS	1
	O´ring G 23.39 x 3.53	GS	1
	O´ring G 17.12 x 2.62	GS	1
	O´ring G 10 x 2	S	2
	Kit de retenes completo		R951900
	Jgo. retén válvulas (16)	P	1 R951910P
	Retén bancada 86 x 103 x 10	S	1 R951811S
	Retén distribución 33 x 49 x 8	S	1 R951812S
	Retén árbol de levas 32 x 45 x 8	S	4 R460414S



SUBARU

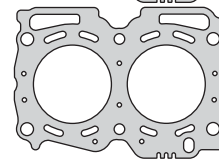
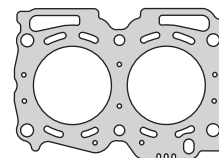


Motor / Engine	Cm ³	HP	Ø
EJ20T (DOHC) 16V	1994	177/225	92

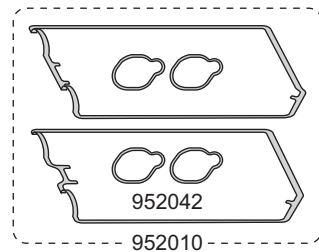
Subaru: Forester 1998/02
Legacy 1999/02



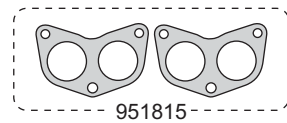
Nº OE	Descripción / Description	Mat.	Ref.
	Jgo. de juntas para motor		952000-R-MLS
	Junta tapa cilindros Ø 93.5 ± 0.55	MLS	2 952008
	Sellador líquido - caucho de silicona		TRN0085G
	Conj. junta tapa de válvulas (6)	GS	1 952010
	Junta frente motor	GS	1 951812/1
	Junta frente motor	GS	1 951812/2
	Conj. frente motor (9)	GS	1 952012
	Bomba agua	SLS	1 951914
	Jgo. múltiple escape (2)	FCH	1 951815
	Jgo. múltiple admisión (2)	NFT	1 952017
	Salida de escape	AC	2 952018-1
	Salida de escape	AC	2 952018-2
	Salida de escape	AC	2 952018-3
	Guarnición termostato	GS	1 951819
	Brida goma	GS	1 951829
	Guarnición cierre block	GS	1 951830
	Junta	NB	1 952032
	Arandela con inserto tapa de válvulas	GS/AC	16 952033
	Junta	NFT	2 952034
	Buje goma especial	GS/CU	7 951835
	Guarnición goma	GS	2 952037
	Guarnición tapón goma G 15 x 24 x 2.50	GS	1 951838
	Guarnición tapón goma G 17 x 24 x 2.50	GS	3 951938
	Guarnición goma	GS	2 951839
	Guarnición para junta tapa de válvulas	GS	4 952042
	Arandela con inserto goma A 9.5 x 19.5 x 3.30	GS/AC	6
	Arandela A 28 x 33 x 1 A	AL	3
	Arandela espiralada A 20 x 25.5 x 3.30 H	H	1
	Arandela A 12 x 16 x 1 C	CU	8
	Arandela A 10.5 x 14 x 1 C	CU	8
	Anillo G 58 x 65 x 5.5	S	1
	Anillo G 40 x 49 x 8.5	S	1
	O´ring G 40 x 3.2	GS	1
	O´ring G 32.99 x 2.62	S	1
	O´ring G 32.92 x 3.53	GS	2
	O´ring G 30 x 2	GS	1
	O´ring G 23.39 x 3.53	GS	1
	O´ring G 17.12 x 2.62	GS	1
	O´ring G 10 x 2	GS	2
	Kit de retenes completo		R952000
	Jgo. retén válvulas (16)	P	1 R951810P
	Retén bancada 86 x 103 x 10	S	1 R951811S
	Retén distribución 33 x 49 x 8	S	1 R951812S
	Retén árbol de levas 42 x 55 x 8	S	2 R952013S
	Retén auxiliar 32 x 55 x 8.5	S	4 R952015S



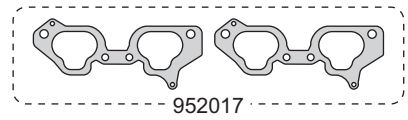
952008



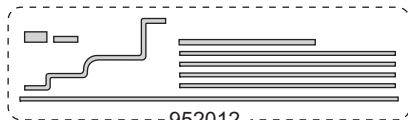
952010



951815



952017



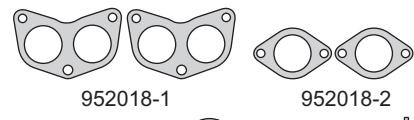
952012



951812/1

951812/2

951914



952018-1

952018-2



952018-3

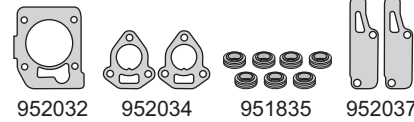
951819

951829

951830



952033



952032

952034

951835

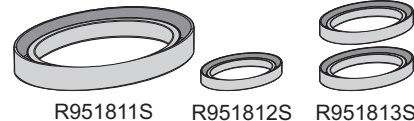
952037



951839

951938

951838



R951811S

R951812S

R951813S



R952015S



R951810P

SUBARU



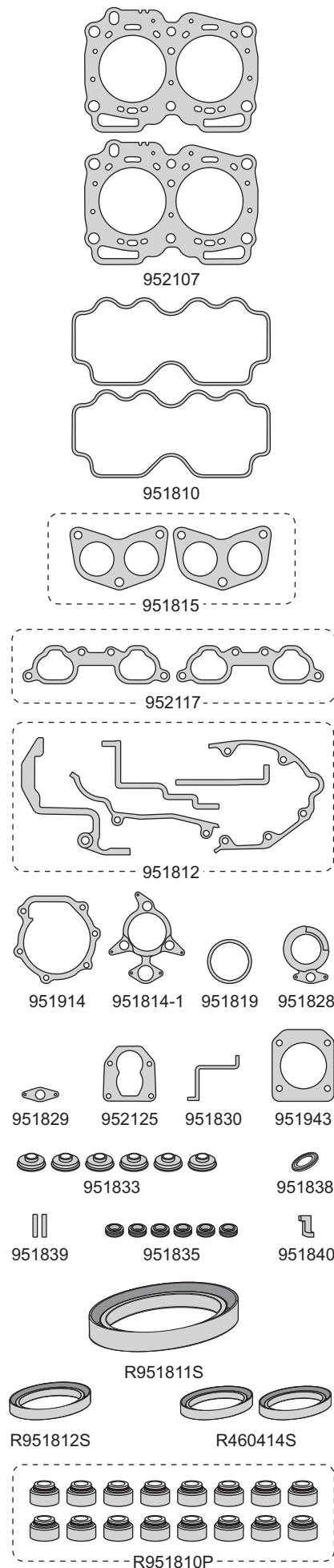
Motor / Engine **Cm³** **HP** **Ø**

EJ22E **2212** **136** **97**

Subaru: Legacy, Impreza 1989/...



Nº OE	Descripción / Description	Mat.	Ref.
	Jgo. de juntas para motor		● 952100-R
	Junta tapa cilindros Ø 98.0 ± 1.65	N.R.	GFT 2 952107
	Sellador líquido - caucho de silicona	TRN	TRN0085G
	Junta tapa de válvulas	GS	2 951810
	Conj. frente motor (5)	GS	1 951812
	Guarnición bomba de agua	GS	1 951814-1
	Bomba agua	SLS	1 951914
	Jgo. múltiple escape (2)	FCH	1 951815
	Jgo. múltiple admisión (2)	NFT	1 952117
	Guarnición termostato	GS	1 951819
	Base carburador	NFT	1 952125
	Guarnición bomba combustible	GS	1 951828
	Brida goma	GS	1 951829
	Guarnición cierre block	GS	1 951830
	Arandela con inserto tapa de válvulas	GS/AC	6 951833
	Buje goma especial	GSCU	6 951835
	Guarnición tapón goma	GS	1 951838
	Guarnición goma	GS	2 951839
	Guarnición goma	GS	1 951840
	Junta	NB	1 951943
	Arandela con inserto goma A 9.5 x 19.5 x 3.3	GS/AC	6
	Arandela A 28 x 33 x 1 A	AL	4
	O´ring G 46.5 x 2	GS	2
	O´ring G 32.92 x 3.53	GS	2
	O´ring G 32.99 x 2.62	S	1
	O´ring G 30 x 2	GS	1
	O´ring G 23.39 x 3.53	GS	1
	O´ring G 18.72 x 2.62	S	4
	O´ring G 17.12 x 2.62	GS	1
	O´ring G 10 x 2	GS	2
	Kit de retenes completo		R951800
	Jgo. retén válvulas (16)	P	1 R951810P
	Retén bancada 86 x 103 x 10	S	1 R951811S
	Retén distribución 33 x 49 x 8	S	1 R951812S
	Retén árbol de levas 32 x 45 x 8	S	2 R460414S



SUBARU

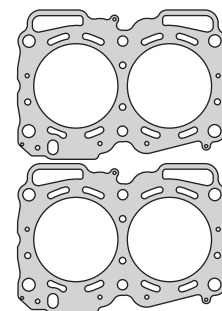


Motor / Engine	Cm ³	HP	Ø
EJ25D (DOHC) 16V	2457	165	99.5

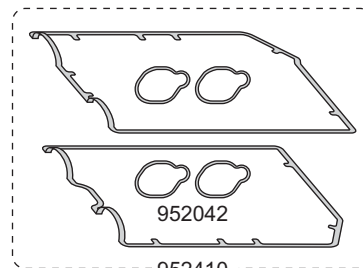
Subaru: Legacy 1996/...
Forester 1997/...



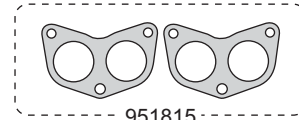
Nº OE	Descripción / Description	Mat.	Ref.
	Jgo. de juntas para motor		● 952400-R-MLS
	Junta tapa cilindros Ø 101.0 ± 1.40	MLS	2 952408
	Sellador líquido - caucho de silicona		TRN0085G
	Conj. junta tapa de válvulas (6)	GS	1 952410
	Frente motor	GS	1 951812/1
	Frente motor	GS	1 951812/2
	Frente motor	GS	1 951812/3
	Conj. frente motor (6)	GS	1 952412
	Bomba agua	SLS	1 951914
	Jgo. múltiple escape (2)	FCH	1 951815
	Jgo. múltiple admisión (2)	NFT	1 951917
	Guarnición termostato	GS	1 951819
	Brida goma	GS	1 951829
	Guarnición cierre block	GS	1 951830
	Guarnición goma	GS	2 951932
	Guarnición goma	GS	2 951932-1
	Arandela con inserto tapa de válvulas	AC/GS	12 951833
	Buje goma especial	CU/GS	5 951835
	Guarnición goma G 22 x 30 x 7.5	GS	1 951937
	Guarnición tapón goma G 15 x 24 x 2.5	GS	1 951838
	Guarnición tapón goma G 17 x 24 x 2.50	GS	4 951938
	Guarnición medialuna árbol levas	PLAST	2 952438
	Guarnición goma	GS	2 951839
	Guarnición goma	GS	1 951840
	Buje goma metal	AC/GS	2 952441
	Guarnición junta tapa de válvulas	GS	4 952042
	Junta	NB	1 951943
	Junta	NFT	1 951944
	Arandela con inserto goma A 9.5 x 19.5 x 3.30	AC/GS	6
	Arandela A 28 x 33 x 1 A	AL	3
	Arandela A 28 x 33 x 2 A	AL	1
	Arandela espiralada A 20 x 25.5 x 3.30 H	H	1
	Anillo G 40 x 49 x 8.5	GS	1
	O´ring G 32.99 x 2.62	S	1
	O´ring G 32.92 x 3.53	GS	2
	O´ring G 30 x 2	GS	1
	O´ring G 23.39 x 3.53	GS	1
	O´ring G 17.12 x 2.62	GS	1
	O´ring G 10 x 2	S	2
	Kit de retenes completo		R952400
	Jgo. retén válvulas (16)	P	1 R951810P
	Retén bancada 86 x 103 x 10	S	1 R951811S
	Retén distribución 33 x 49 x 8	S	1 R951812S
	Retén árbol de levas 32 x 45 x 8	S	4 R460414S



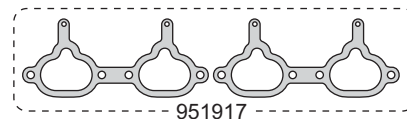
952408



952410



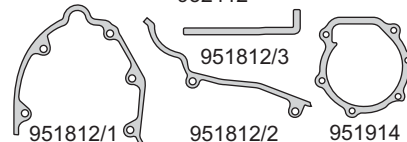
951815



951917



952412



951812/1

951812/2

951812/3

951914

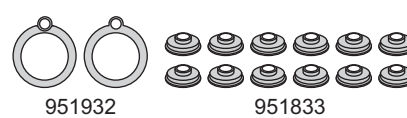


951819

951829

951830

951932-1



951932

951833

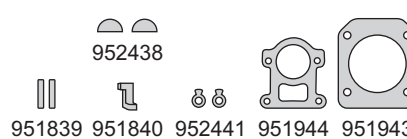


951835

951937

951838

951938



952438

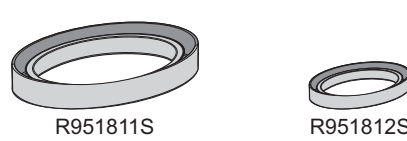
951839

951840

952441

951944

951943

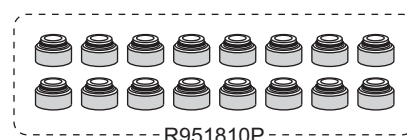


R951811S

R951812S



R460414S



R951810P

SUBARU



Motor / Engine



Cm³

HP

Ø

EJ25D
(DOHC) 16V

2457


165

99.5

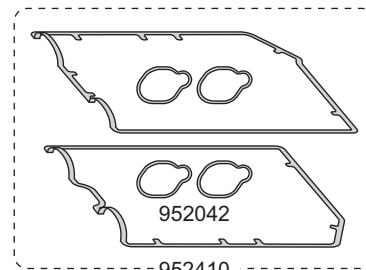

Subaru: Legacy, Legacy Outback
Legacy Outback Limited 1997/99



Nº OE	Descripción / Description	Mat.	Ref.
	Jgo. de juntas para motor		952500-R MLS
	Junta tapa cilindros Ø 101.0 ± 1.25	MLS 2	952508
	Sellador líquido - caucho de silicona		TRN0085G
	Conj. junta tapa de válvulas (6)	GS 1	952410
	Frente motor	GS 1	951812/1
	Frente motor	GS 1	951812/2
	Frente motor	GS 1	951812/3
	Conj. frente motor (6)	GS 1	952412
	Bomba agua	SLS 1	951914
	Jgo. múltiple escape (2)	FCH 1	951815
	Jgo. múltiple admisión (2)	NFT 1	951917
	Guarnición termostato G 52 x 60 x 5.60	GS 1	951819
	Brida goma	GS 1	951829
	Guarnición cierre block	GS 1	951830
	Guarnición goma	GS 2	951932
	Guarnición goma	GS 2	951932-1
	Arandela con inserto tapa de válvulas	AC/GS 12	951833
	Buje goma especial	CU/GS 5	951835
	Guarnición goma G 22 x 30 x 7.50	GS 1	951937
	Guarnición tapón goma G 15 x 24 x 2.5	GS 1	951838
	Guarnición tapón goma G 17 x 24 x 2.50	GS 4	951938
	Guarnición medialuna árbol levas	PLAST 2	952438
	Guarnición goma	GS 2	951839
	Guarnición goma	GS 1	951840
	Buje goma metal	AC/GS 2	952441
	Guarnición junta tapa de válvulas	GS 4	952042
	Junta	NB 1	951943
	Junta	NFT 1	951944
	Arandela con inserto goma A 9.5 x 19.5 x 3.30	AC/GS 6	
	Arandela A 28 x 33 x 1 A	AL 3	
	Arandela A 28 x 33 x 2 A	AL 1	
	Arandela espiralada A 20 x 25.5 x 3.30 H	H 1	
	Anillo G 40 x 49 x 8.5	GS 1	
	O´ring G 32.99 x 2.62	S 1	
	O´ring G 32.92 x 3.53	GS 2	
	O´ring G 30 x 2	GS 1	
	O´ring G 23.39 x 3.53	GS 1	
	O´ring G 17.12 x 2.62	GS 1	
	O´ring G 10 x 2	S 2	
	Kit de retenes completo		R952400
	Jgo. retén válvulas (16)	P 1	R951810P
	Retén bancada 86 x 103 x 10	S 1	R951811S
	Retén distribución 33 x 49 x 8	S 1	R951812S
	Retén árbol de levas 32 x 45 x 8	S 4	R460414S

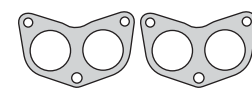


952508

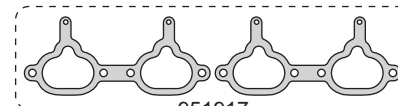


952042

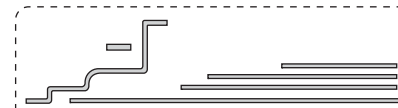
952410



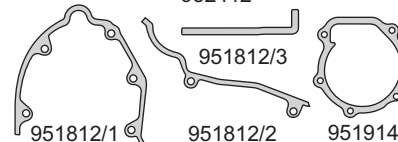
951815



951917



952412

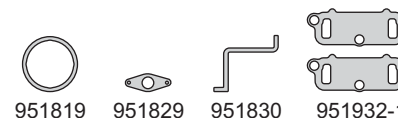


951812/3

951812/1

951812/2

951914

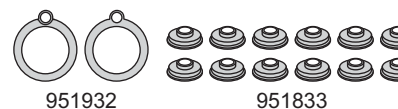


951819

951829

951830

951932-1



951932

951833




951835

951937

951838

951938



952438

952441

951839

951840

951839

951840

951944

951943



R951811S

R951812S



R460414S



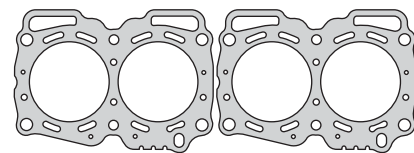
R951810P

SUBARU

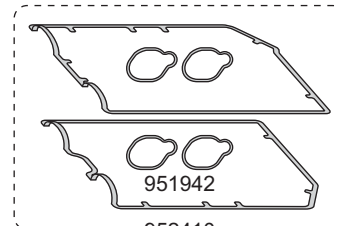


Motor / Engine	Cm ³	HP	Ø
EJ25 (DOHC) 16V	2457	155/165 150	99.5

Subaru: Outback, Legacy, Legacy Outback
Legacy Outback Limited 1996/98

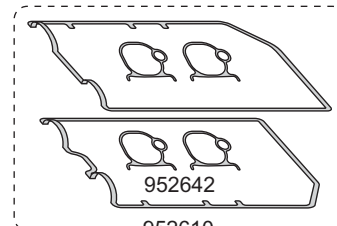


952607



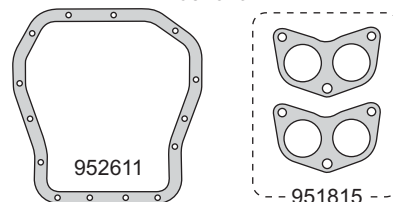
951942

-952410-



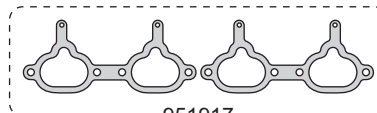
952642

-952610-

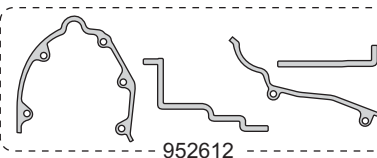


952611

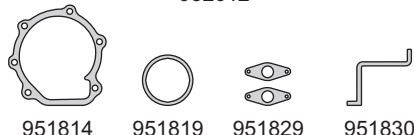
-951815-



-951917-



952612

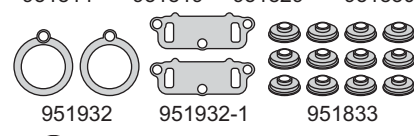


951814

951819

951829

951830



951932

951932-1

951833



951835

952635

952637

951937

951838



951938

952441

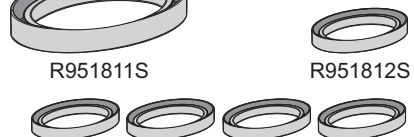
951839

951840

952639

951944

952643




R951811S

R951812S



R460414S



-R951810P-

Nº OE	Descripción / Description	Mat.	Ref.
	Jgo. de juntas para motor		952600-R
	Junta tapa cilindros Ø 101.0 ± 1.65	GFT 2	952607
	Conj. junta tapa de válvulas (6)	GS 1	952410
	Conj. junta tapa de válvulas (6)	GS 1	952610
	Junta para cárter	CG 1	952611
	Conj. frente motor (4)	GS 1	952612
	Bomba agua	NB 1	951814
	Jgo. múltiple escape (2)	FCH 1	951815
	Jgo. múltiple admisión (2)	NFT 1	951917
	Guarnición termostato G 52 x 60 x 5.6	GS 1	951819
	Junta brida	GS 2	951829
	Guarnición cierre block	GS 1	951830
	Guarnición goma G 57 x 72.5 x 6.4	GS 2	951932
	Guarnición goma	GS 2	951932-1
	Arandela con inserto tapa de válvulas	AC/GS 12	951833
	Buje goma especial	CU/GS 7	951835
	Casquillo metálico	H 2	952635
	Guarnición goma G 43 x 52 x 6	GS 1	952637
	Guarnición goma G 22 x 30 x 7.5	GS 1	951937
	Guarnición tapón goma G 15 x 24 x 2.50	GS 1	951838
	Guarnición tapón goma G 17 x 24 x 2.50	GS 4	951938
	Guarnición goma	GS 2	951839
	Guarnición	GS 1	952639
	Guarnición goma	GS 1	951840
	Buje goma metal	AC/GS 2	952441
	Guarnición junta tapa de válvulas	GS 4	952042
	Guarnición junta tapa de válvulas	GS 4	952642
	Junta	NB 1	952643
	Junta	NFT 1	951944
	Arandela con inserto goma A 9.5 x 19.5 x 3.30	AC/GS 6	
	Arandela A 36.5 x 44 x 1 A	AL 1	
	Arandela A 28.5 x 33 x 2 C	CU 5	
	Arandela A 12.5 x 17 x 1 C	CU 4	
	Arandela A 10.5 x 14 x 1 C	CU 2	
	Arandela blindada A 20 x 26 x 3.15 CN	CN 1	
	Anillo G 40 x 49 x 8.5	GS 1	
	O´ring G 75 x 3	GS 1	
	O´ring G 59 x 3.2	GS 1	
	O´ring G 34.52 x 3.53	GS 2	
	O´ring G 32.99 x 2.62	GS 1	
	O´ring G 30 x 2	GS 1	
	O´ring G 23.39 x 3.53	GS 2	
	O´ring G 18.72 x 2.62	GS 4	
	O´ring G 17.12 x 2.62	GS 2	
	O´ring G 16 x 2	GS 3	
	O´ring G 10 x 2	GS 2	
	Kit de retenes completo		R952400
	Jgo. retén válvulas (16)	P 1	R951810P
	Retén bancada 86 x 103 x 10	S 1	R951811S
	Retén distribución 33 x 49 x 8	S 1	R951812S
	Retén árbol de levas 32 x 45 x 8	S 4	R460414S



taranto



Sistemas de Embrague Taranto Premium

Diseñado para resistir las altas temperaturas generadas durante su funcionamiento, garantizando el óptimo desempeño en las más exigentes condiciones.

- ▶ Suavidad de acople en arranques y cambios de velocidades
- ▶ Transmisión de fuerza garantizada
- ▶ Óptima resistencia térmica
- ▶ Mayor confort y durabilidad
- ▶ Soporta altas exigencias
- ▶ Bajo esfuerzo operativo.

INCLUYE RODAMIENTOS

SKF





taranto



HANC12130K

Kit Atornilladora Neumática - Encastre de 1/2"

- ▶ Atornilladora Trabajo Pesado en Aluminio Pulido, encastre 1/2" (12mm).
- ▶ Doble martillo.
- ▶ Torque Máximo 950ft/lbs (1288Nm).
- ▶ Material Composite Alta Resistencia, Ultra Liviano.
- ▶ Tubos Cromo-Molibdeno Alto Impacto Standart. (Medidas 17,19 y 21mm).
- ▶ Tubos Cromo-Molibdeno Alto Impacto largos, pared fina. (Medidas 17,19 y 21mm).



SUZUKI



Motor / Engine

Cm³

HP

Ø

G13A
(SOHC) 8V

1324

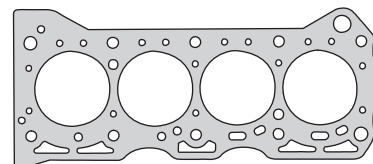
64/68

74

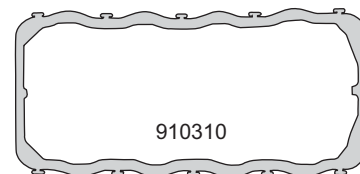
Suzuki: Swift, Sidekick, Samurai, Cultus
1985/89



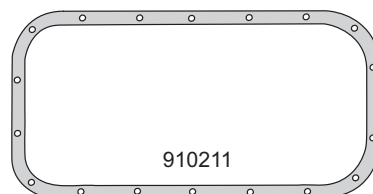
Nº OE	Descripción / Description	Mat.	Ref.
	Jgo. de juntas para motor	●	910300-R
	Junta tapa cilindros Ø 76.0 ± 1.70	NFT	1 910307
	Jgo. tornillos tapa cilindros (HAS14038)		B910300
	Junta tapa válvulas	CG	1 910310
	Junta para cárter	CG	1 910211
	Tapa distribución	NB	1 910313
	Junta bomba de agua	NB	1 910314
	Múltiple escape	FCH	1 910315
	Múltiple admisión	NB	1 910317
	Termostato	NB	1 910219
	Base carburador	NB	2 910325
	Bomba nafta	NB	1 220128
	Junta porta retén trasero	NB	1 910333
	O'ring G 55 x 2	GS	1
	Kit de retenes completo		R910200
	Jgo. retén válvulas (8)	P	1 R910210P
	Retén bancada 68 x 86 x 8	S	1 R910211S
	Retén distribución 32 x 47 x 8	S	1 R910212S
	Retén árbol levas 32 x 47 x 6	S	1 R910213S



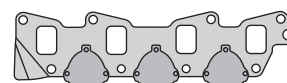
910307



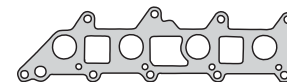
910310



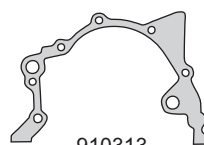
910211



910315



910317



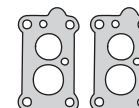
910313



910314



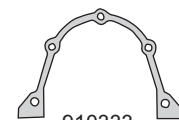
910219



910325



220128



910333



G 55 x 2



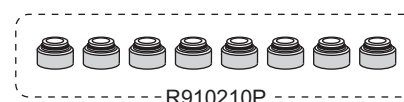
R910211S



R910212S



R910213S



R910210P

SUZUKI

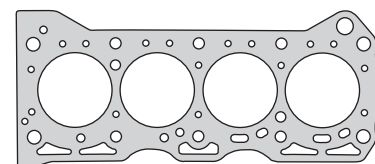


Motor / Engine	Cm ³	HP	Ø
G13K (DOHC) 16V	1298	115	74


Suzuki: Swift 1989/94



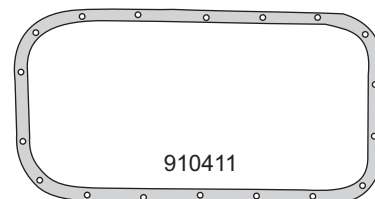
Nº OE	Descripción / Description	Mat.	Ref.
11400-61852	Jgo. de juntas para motor		910400-R
1141-86501	Junta tapa cilindros Ø 75.0 \pm 1.30	NFT 1	910407
1189-86500	Junta tapa válvulas	GS 1	910410
	Junta para cárter	CG 1	910411
16119-82011	Frente motor bomba aceite	NH 1	910213
17431-6 DA10	Tapa bomba de agua	NH 1	910414
14141-64B00	Múltiple escape	NFT 1	910416
13119-64B00	Múltiple admisión	SLS 1	910417
	Salida escape	FCH 1	910418
17699-64B00	Carcasa termostato	NH 1	910419
17569-82001	Tapa de termostato	NH 1	910431
13421-64B00	Cuerpo admisión	NH 1	910432
11349-82011	Porta retén bomba trasera	NH 1	910233
16119-82011	Bomba aceite	NH 1	910433
	Cierre árbol levas	GS 1	910435
	O'ring G 27 x 3.5	GS 1	
	O'ring G 24.5 x 3.5	GS 1	
	O'ring G 13 x 2.10	GS 1	
	O'ring G 12.5 x 2.62	GS 1	
	O'ring G 9 x 2.2	GS 1	
	O'ring G 8.20 x 1.85	GS 4	
	Arandela A 14 x 20 x 0.5 A	AL 1	
	Arandela A 12 x 20 x 2 A	AL 1	
	Kit de retenes completo		R910400
	Jgo. retén válvulas (16)	P 1	R910410P
	Retén bancada 68 x 86 x 8	N 1	R910211N
	Retén árbol levas 32 x 47 x 6	N 3	R910213N



910407



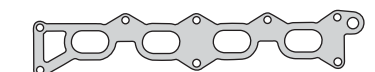
910410



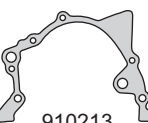
910411



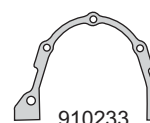
910416



910417



910213



910233



910414



910418



910419



910431



910432



910433



G 27 x 3.5



G 24.5 x 3.5



G 9 x 2.2

A 12 x 20 x 2 A

A 14 x 20 x 0.5

G 8.20 x 1.85

G 12.5 x 2.62

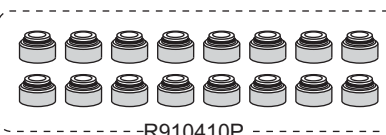
G 13 x 2.10



R910211N



R910213N



-R910410P-

SUZUKI

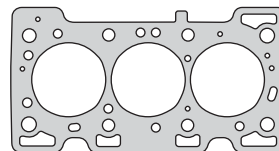


Motor / Engine	Cm ³	HP	Ø
F5B	547	64	65
F6A (SOHC) 12V	657	64	65

Suzuki: Cervo, Alto, Carry, Carol 1988/90
Alto 1990/94 - 1998/00
Cervo 1990/98, Jimny 1995/98



Nº OE	Descripción / Description	Mat.	Ref.
	Jgo. de juntas para motor	●	916000-R
	Junta tapa cilindros Ø 66.5 ± 1.65	NFT	1 916007
	Sellador líquido - caucho de silicona		TRN0085G
	Junta tapa válvulas	GS	1 916010
	Frente motor	NB	1 916013
	Bomba de agua	NB	1 916014
	Múltiple escape	NFT	1 916015
	Múltiple admisión	NB	1 916017
	Salida de escape	NB	1 916018
	Termostato	NB	1 916019
	Salida termostato	NB	1 916031
	Empalme caja termostato	NB	1 916032
	Porta retén bancada	NB	1 916034
	O'ring G 43 x 2	GS	1
	Kit de retenes completo		R916000
	Jgo. retén válvulas (12)	P	1 R916010P
	Retén bancada 60 x 80 x 8	S	1 R940011S
	Retén distribución 32 x 47 x 8	S	1 R910212S
	Retén árbol levas 32 x 47 x 6	S	1 R910213S



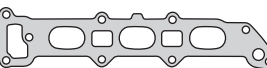
916007



916010



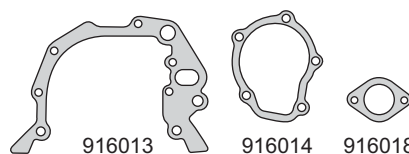
916010



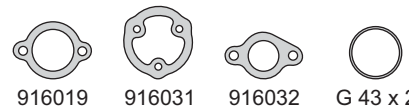
916014



916015



916017



916013

916014

916018



916019

916031

916032

G 43 x 2



916034



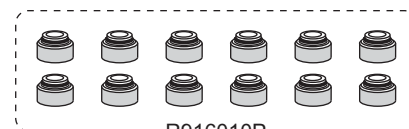
R940011S



R910212S



R910213S



R916010P

SUZUKI



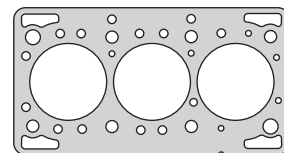
Motor / Engine **Cm³** **HP** **Ø**

F8B **795** **40** **68.5**
AB51 **795** **40** **68.5**
 (SOHC) 8V

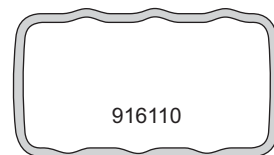
Suzuki: Alto 1980/84



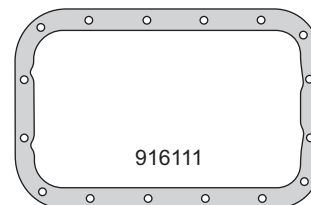
Nº OE	Descripción / Description	Mat.	Ref.
	Jgo. de juntas para motor		916100-R
	Junta tapa cilindros Ø 69.0 ±1.75 N.R.	NFT	1 916107
	Junta tapa válvulas	CG	1 916110
	Junta para cárter	CG	1 916111
	Guarnición cierre distribución	GS	1 916112
	Frente motor	NB	1 916113
	Bomba de agua	NB	1 916014
	Múltiple escape	FCH	1 916115
	Múltiple admisión	NB	1 916117
	Salida de escape	NB	1 916118
	Termostato	NB	1 916119
	Base carburador	NB	1 916125
	Bomba de aceite	NB	1 916127
	Base bomba nafta	NB	2 916128
	Salida termostato	NB	1 916131
	Porta retén bancada	NB	1 916134
	Kit de retenes completo		R916100
	Jgo. retén válvulas (6)	P	1 R916110P
	Retén bancada 60 x 80 x 8	S	1 R940011S
	Retén distribución 32 x 47 x 8	S	2 R910212S



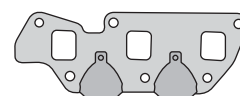
916107



916110



916111



916112



916113



916014



916115



916117



916118



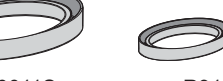
916119



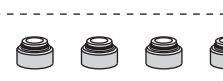
916125



916127



916128



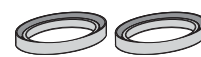
916131



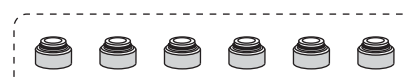
916134



R940011S



R910212S



R916110P

SUZUKI



Motor / Engine **Cm³** **HP** **Ø**

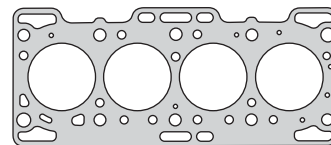
F8A **797** **41** **62**

(SOHC) 8V

Suzuki: Jimny, Light Truck 1978/...



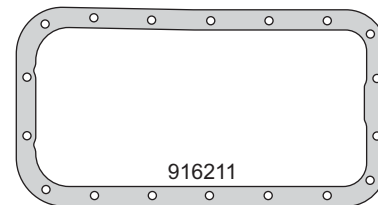
Nº OE	Descripción / Description	Mat.	Ref.
	Jgo. de juntas para motor	●	916200-R
	Junta tapa cilindros Ø 64.0 ± 1.70	NFT	1 916207
	Jgo. tornillos tapa cilindros (6 HAS14038)		B916200
	Junta tapa válvulas	GS	1 916210
	Junta para cárter	CG	1 916211
	Guarnición cierre distribución	GS	1 916112
	Frente motor	NB	1 916113
	Bomba de agua	NB	1 916014
	Bomba de agua	NB	1 916214
	Múltiple escape	FCH	1 916215
	Jgo. múltiple admisión (2)	NB	1 916217
	Salida de escape	NB	1 916118
	Termostato	NB	1 916219
	Base bomba nafta	NB	2 916128
	Tapa trasera block	NB	1 916229
	Salida termostato	NB	1 916131
	Junta caja termostato	NB	1 916232
	Porta retén bancada	NB	1 916134
	Sobre tapa de válvulas	NB	1 916235
	Kit de retenes completo		R916200
	Jgo. retén válvulas (8)	P	1 R916210P
	Retén bancada 60 x 80 x 8	S	1 R940011S
	Retén distribución 32 x 47 x 8	S	2 R910212S



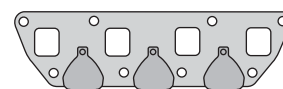
916207



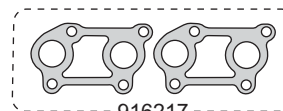
916210



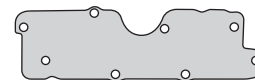
916211



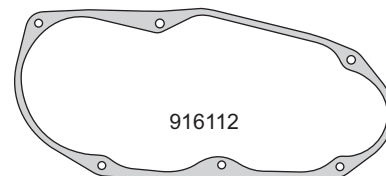
916215



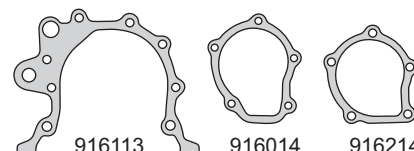
916217



916235



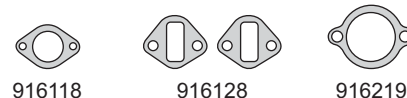
916112



916113

916014

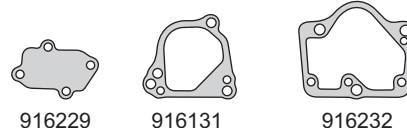
916214



916118

916128

916219



916229

916131

916232



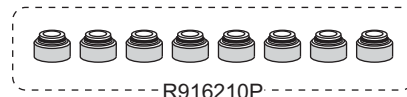
916134



R940011S



R910212S



R916210P

SUZUKI



Motor / Engine
F10A
 (SOHC) 8V

Cm³
970

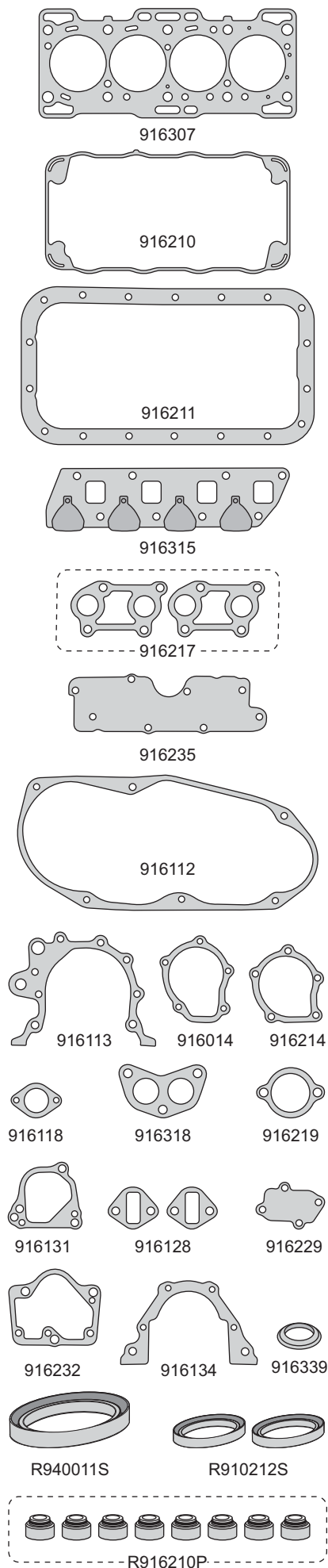
HP
40

Ø
65.5

Suzuki: ST100 1983/...
 Jimny, Samurai 1982/91
 Super Carry 1985/99



Nº OE	Descripción / Description	Mat.	Ref.
	Jgo. de juntas para motor		916300-R
	Junta tapa cilindros Ø 67.0 ± 1.70	NFT	1 916307
	Jgo. tornillos tapa cilindros (HAS14038)		B916300
	Junta tapa válvulas	GS	1 916210
	Junta para cárter	CG	1 916211
	Guarnición cierre distribución	GS	1 916112
	Frente motor	NB	1 916113
	Bomba de agua	NB	1 916014
	Bomba de agua	NB	1 916214
	Múltiple escape	FCH	1 916315
	Jgo. múltiple admisión (2)	NB	1 916217
	Salida de escape	NB	1 916118
	Salida de escape	FCH	1 916318
	Termostato	NB	1 916219
	Base bomba nafta	NB	2 916128
	Tapa trasera block	NB	1 916229
	Salida termostato	NB	1 916131
	Junta caja termostato	NB	1 916232
	Porta retén bancada	NB	1 916134
	Sobre tapa de válvulas	NB	1 916235
	Tapón de cobre	CU	1 916339
	Kit de retenes completo		R916200
	Jgo. retén válvulas (8)	P	1 R916210P
	Retén bancada 60 x 80 x 8	S	1 R940011S
	Retén distribución 32 x 47 x 8	S	2 R910212S



SUZUKI



Motor / Engine

Cm³

HP

Ø

G10
(SOHC) 6V













993

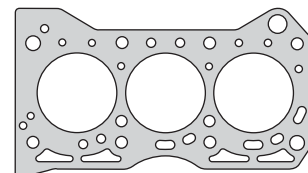
50

74

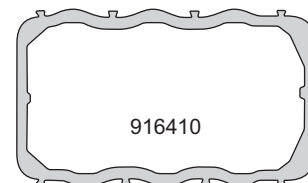
Suzuki: Cultus, Sprint, Swift, Forsa 1984/88



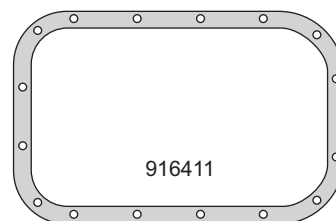
Nº OE	Descripción / Description	Mat.	Ref.
	Jgo. de juntas para motor	●	916400-R
	Junta tapa cilindros Ø 75.5 ±1.70 	NFT	1 916407
	Junta tapa válvulas 	CG	1 916410
	Junta para cárter 	CG	1 916411
	Frente motor 	NB	1 916413
	Bomba de agua 	NB	1 916414
	Múltiple escape 	FCH	1 916415
	Múltiple admisión 	FCH	1 916417
	Salida de escape 	NB	1 916418
	Termostato	NB	1 916419
	Termostato	NB	1 916419-1
	Base carburador	NB	2 916425
	Base bomba de nafta	NB	1 916428
	Arandela fijación tapa de válvulas	GS/AC	4 916433
	Porta retén bancada	NB	1 916434
	Kit de retenes completo 		R916400
	Jgo. retén válvulas (6) 	P	1 R916110P
	Retén bancada 68 x 86 x 8 	S	1 R910211S
	Retén distribución 32 x 47 x 8 	S	2 R910212S



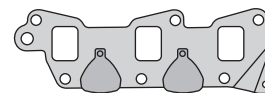
916407



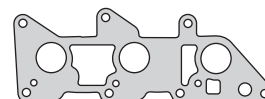
916410



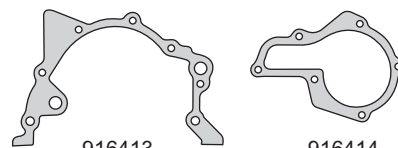
916411



916414

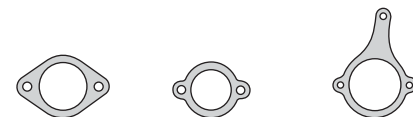


916415



916413

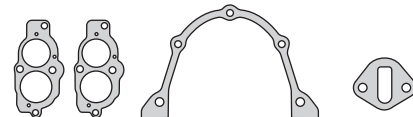
916414



916418

916419

916419-1



916425

916434

916428



916433



R910211S

R910212S



R916110P

SUZUKI

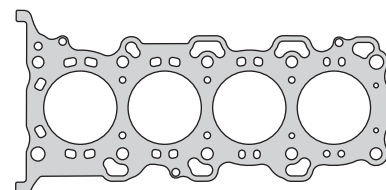


Motor / Engine	Cm ³	HP	Ø
K10A (DOHC) 16V	996	65	68

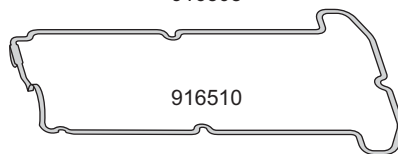
Suzuki: Wagon R 1997/00




Nº OE	Descripción / Description	Mat.	Ref.
	Jgo. de juntas para motor		916500-R MLS
	Junta tapa cilindros Ø 69.0 ± 0.60	MLS	1 916508
	Sellador líquido - caucho de silicona		TRN0085G
	Junta tapa válvulas	GS	1 916510
	Múltiple escape	AC	1 916515
	Múltiple admisión	NB	1 916517
	Guarnición goma	GS	1 916519
	Junta caja termostato	SLS	1 916531
	Junta válvula mariposa	NB	1 916532
	Guarnición protección bujías	GS	4 916538
	O'ring G 23.39 x 3.53	GS	1
	Kit de retenes completo		R916500
	Jgo. retén válvulas (16)	P	1 R916510P
	Retén bancada 78 x 99 x 8	S	1 R916511S
	Retén distribución 35 x 47 x 7	S	1 R550613S



916508



916510



916515



916517



916519



916531



916532



G 23.39 x 3.53



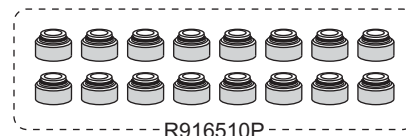
916538



R916511S



R550613S



R916510P

SUZUKI



Motor / Engine **Cm³** **HP** **Ø**

G10BB
(SOHC) 16V

993

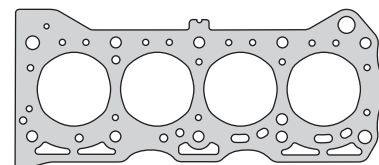
53

72

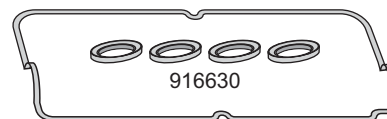
Suzuki: Baleno, Swift 1995/...



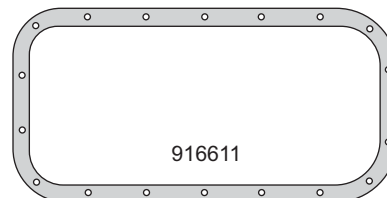
Nº OE	Descripción / Description	Mat.	Ref.
	Jgo. de juntas para motor	●	916600-R
	Junta tapa cilindros Ø 73.5 \pm 1.65	GFT 1	916607
	Junta tapa válvulas	GS 1	916610
	Junta para cárter	CG 1	916611
	Frente motor	SLS 1	916613
	Bomba de agua	NB 1	916614
	Múltiple escape	AC 1	916615
	Múltiple admisión	SLS 1	916617
	Termostato	NB 1	916619
	Guarnición junta tapa válvulas	GS 4	916630
	Junta válvula mariposa	NB 1	916632
	Porta retén bancada	NB 1	916434
	O´ring G 56 x 2	GS 1	
	O´ring G 28.17 x 3.53	GS 1	
	Kit de retenes completo		R916600
	Jgo. retén válvulas (16)	P 1	R916510P
	Retén bancada 68 x 86 x 8	S 1	R910211S
	Retén distribución 32 x 47 x 6	S 2	R910213S



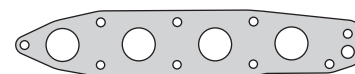
916607



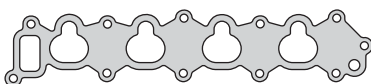
916610



916611



916613



916614



916615



916617



916619



916630



916632



G 56 x 2



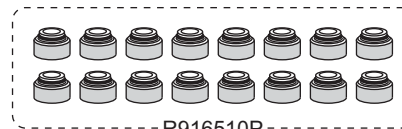
G 28.17 x 3.53



R910211S



R910213S



R916510P

SUZUKI



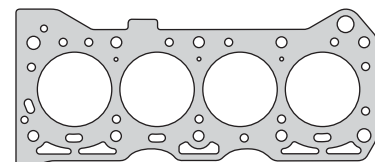
Motor / Engine **Cm³** **HP** **Ø**

G13BA
(SOHC) 8V **1298** **64** **74**

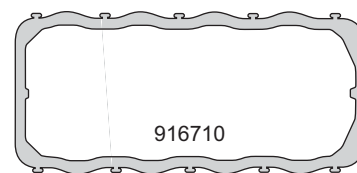
Suzuki: Cultus 1996/...



Nº OE	Descripción / Description	Mat.	Ref.
	Jgo. de juntas para motor		916700-R
	Junta tapa cilindros Ø 75.0 ± 1.70 N.R.	GFT 1	916707
	Jgo. tornillos tapa cilindros (6 HAS14038)		B910300
	Sellador líquido - caucho de silicona		TRN0085G
	Junta tapa válvulas	CG 1	916710
	Frente motor	NB 1	916713
	Bomba de agua	NB 1	916614
	Múltiple escape	FCH 1	916715
	Múltiple admisión	SLS 1	916717
	Salida de escape	NB 1	916718
	Junta termostato	NB 1	916419-1
	Base carburador	NB 1	916724
	Base carburador	NB 1	916725
	Base bomba de nafta	NB 1	916728
	Porta retén bancada	NB 1	916634
	O´ring G 28.17 x 3.53	GS 1	
	Kit de retenes completo		R916700
	Jgo. retén válvulas (8)	P 1	R916210P
	Retén bancada 68 x 86 x 8	S 1	R910211S
	Retén distribución 32 x 47 x 6	S 2	R910213S



916707



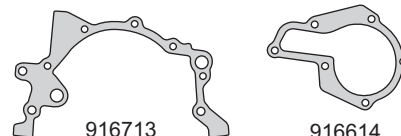
916710



916715



916717



916713

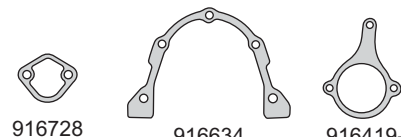
916614



916724

916718

916725



916728

916634

916419-1

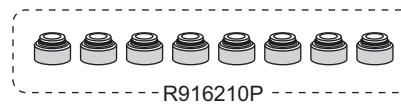


G 28.17 x 3.53



R910211S

R910213S



R916210P

SUZUKI



Motor / Engine

Cm³

HP

Ø

G13BB
(SOHC) 16V

1299

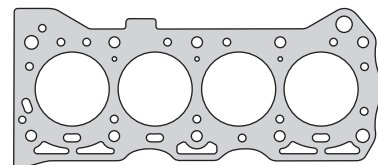
76/98

74

Suzuki: Wagon 1998/...
Swift 1998/01, Carry 1999/...
Baleno 1995/00, Jimny 1998/00
Cultus 1993/03



Nº OE	Descripción / Description	Mat.	Ref.
	Jgo. de juntas para motor	●	916800-R
	Junta tapa cilindros Ø 75.0 ±1.65	GFT	1 916807
	Junta tapa válvulas	GS	1 916610
	Junta para cárter	CG	1 916611
	Frente motor	SLS	1 916613
	Bomba de agua	NB	1 916614
	Múltiple escape	AC	1 916615
	Múltiple admisión	SLS	1 916617
	Salida de escape	SLS	1 916818
	Termostato	NB	1 916619
	Guarnición junta tapa válvulas	GS	4 916630
	Junta válvula mariposa	NB	1 916632
	Porta retén bancada	NB	1 916434
	O´ring G 56 x 2	GS	1
	O´ring G 28.17 x 3.53	GS	1
	Kit de retenes completo		R916600
	Jgo. retén válvulas (16)	P	1 R916510P
	Retén bancada 68 x 86 x 8	S	1 R910211S
	Retén distribución 32 x 47 x 6	S	2 R910213S

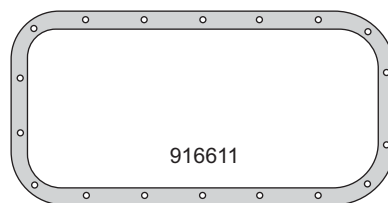


916807

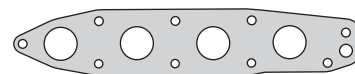


916630

916610



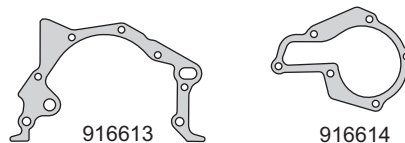
916611



916615

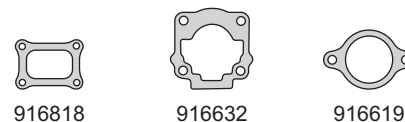


916617



916613

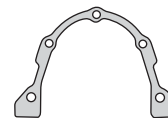
916614



916818

916632

916619



916634



G 56 x 2



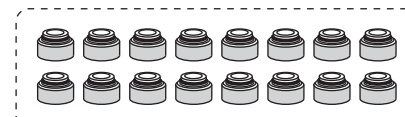
G 28.17 x 3.53



R910211S



R910213S



-R916510P

SUZUKI

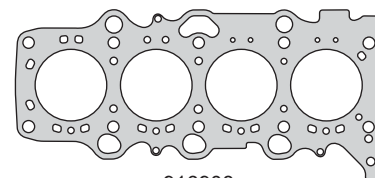


Motor / Engine	Cm ³	HP	Ø
M13A	1328	83/90	78
M13AVVT (DOHC) 16V	1328	94	78

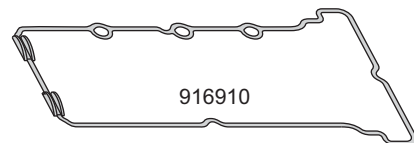
Suzuki: Ignis 2000/03, Jimny 2001/02
Liliana 2001/03, Ignis 2000/...



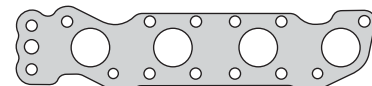
Nº OE	Descripción / Description	Mat.	Ref.
	Jgo. de juntas para motor		● 916900-R MLS
	Junta tapa cilindros Ø 79.0 ± 0.70	MLS	1 916908
	Jgo. tornillos tapa cilindros		B916900
	Sellador líquido - caucho de silicona		TRN0085G
	Junta tapa válvulas	GS	1 916910
	Múltiple escape	AC	1 916915
	Múltiple admisión	SLS	1 916917
	Junta caja termostato	SLS	1 916931
	Junta válvula mariposa	NB	1 916932
	O'ring G 59.92 x 3.53	GS	1
	O'ring G 31.34 x 3.53	GS	1
	O'ring G 28.17 x 3.53	GS	3
	Kit de retenes completo		R916900
	Jgo. retén válvulas (16)	P	1 R916510P
	Retén bancada 83 x 103 x 8	S	1 R916911S
	Retén distribución 41 x 53 x 6	S	1 R916912S



916908



916910



916915



916917



916931



G 59.92 x 3.53



916932



G 28.17 x 3.53



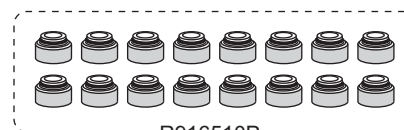
G 31.34 x 3.53



R916911S



R916912S



-R916510P-

SUZUKI



Motor / Engine

Cm³

HP

Ø

J20A
(DOHC) 16V

1995

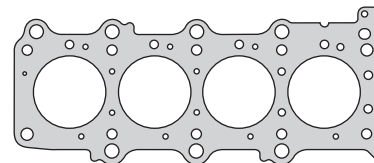
128/140

84


Suzuki: Vitara, Grand Vitara 1998/05
Aerio 2002/...



Nº OE	Descripción / Description	Mat.	Ref.
	Jgo. de juntas para motor		917000-R MLS
	Junta tapa cilindros Ø 85.0 ± 0.70	MLS 1	917008
	Sellador líquido - caucho de silicona		TRN0085G
	Junta tapa válvulas	GS 1	917010
	Múltiple escape	AC 1	917015
	Múltiple admisión	SLS 1	917017
	Múltiple admisión	NB 1	917017-1
	Salida de agua	SLS 1	917031
	Junta válvula mariposa	NB 1	917032
	Junta válvula mariposa	NB 1	917032-1
	Junta descarga gases	SLS 1	917033
	Junta	NB 1	917038
	Junta	NB 1	917039
	Junta	NB 1	917040
	O'ring G 39.34 x 2.62	GS 1	
	O'ring G 32.92 x 3.53	GS 3	
	O'ring G 40.94 x 2.62	GS 2	
	O'ring G 59.92 x 3.53	GS 1	
	O'ring G 72.62 x 3.53	GS 1	
	Kit de retenes completo		R917000
	Jgo. retén válvulas (16)	P 1	R917010P
	Retén bancada 98 x 116 x 10	S 1	R917011S
	Retén distribución 45 x 63 x 7.5	S 1	R930712S
	Retén árbol levas 32 x 47 x 6	S 2	R910213S



917008



917010



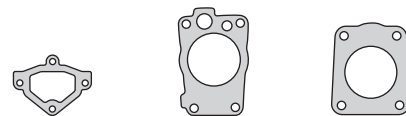
917015



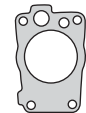
917017



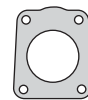
917017-1



917031



917032



917032-1



917033



917038



917039



917040




G 32.92 x 3.53



G 39.34 x 2.62



G 59.92 x 3.53



G 72.62 x 3.53



G 40.94 x 2.62



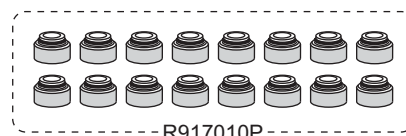
R917011S



R930712S



R910213S



R917010P

SUZUKI

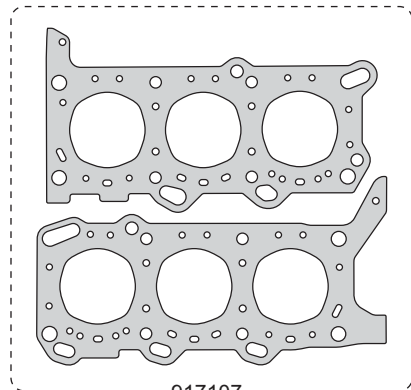


Motor / Engine	Cm ³	HP	Ø
H20A (DOHC) V6 24V	1998	136	78

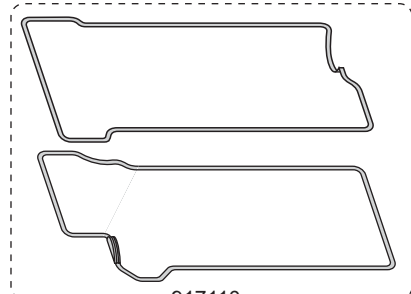
Suzuki: Vitara, Escudo 1995/00



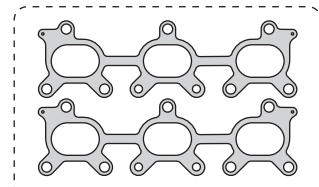
Nº OE	Descripción / Description	Mat.	Ref.
	Jgo. de juntas para motor		917100-R
	Jgo. junta tapa cilin. Ø 79.0 ± 1.65 (2)	GFT	1 917107
	Sellador líquido - caucho de silicona		TRN0085G
	Conj. junta tapa válvulas (2)	GS	1 917110
	Jgo. múltiple escape (2)	AC	1 917115
	Jgo. múltiple admisión (2)	SLS	1 917117
	Junta colector admisión	SLS	2 917130
	Junta tubo compensación admisión	SLS	2 917131
	Junta válvula mariposa	NB	1 917032
	Junta salida de agua	SLS	2 917133
	O'ring G 32.92 x 3.53	GS	3
	O'ring G 39.34 x 2.62	GS	2
	O'ring G 63.09 x 3.53	GS	1
	O'ring G 69.44 x 3.53	GS	1
	Kit de retenes completo		R917100
	Jgo. retén válvulas (24)	P	1 R917110P
	Retén bancada 98 x 116 x 10	S	1 R917011S
	Retén distribución 45 x 63 x 7.5	S	1 R930712S
	Retén árbol levas 32 x 47 x 6	S	2 R910213S



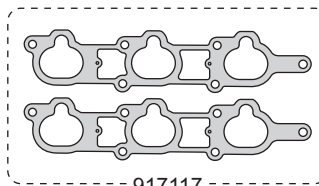
917107



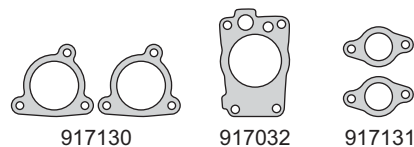
917110



917115



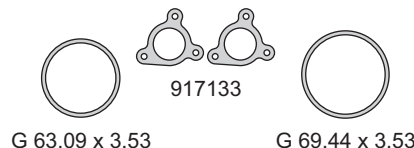
917117



917130

917032

917131



917133

G 63.09 x 3.53

G 69.44 x 3.53



G 32.92 x 3.53

G 39.34 x 2.62

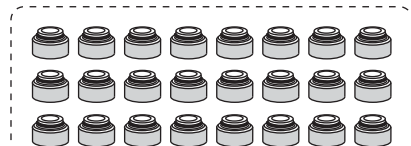


R917011S



R930712S

R910213S



R917110P

SUZUKI



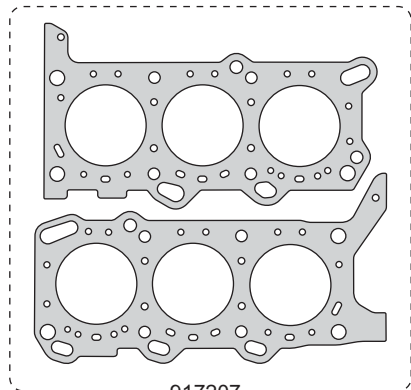
Motor / Engine **Cm³** **HP** **Ø**

H25A
(DOHC) V6 24V **2493** **144** **84**

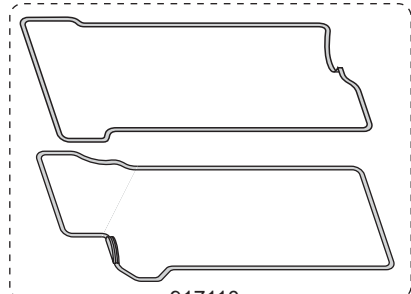
Suzuki: Vitara, Grand Vitara 1998/01



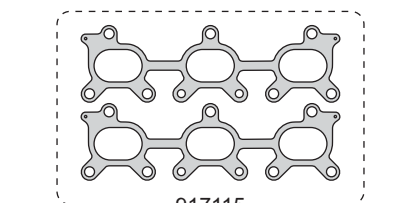
Nº OE	Descripción / Description	Mat.	Ref.
	Jgo. de juntas para motor	●	917200-R
	Jgo junta tapa cilin. Ø 85.5 ± 1.70 (2)	GFT 1	917207
	Sellador líquido - caucho de silicona		TRN0085G
	Conj. junta tapa válvulas (2)	GS 1	917110
	Jgo. múltiple escape (2)	AC 1	917115
	Jgo. múltiple admisión (2)	SLS 1	917117
	Junta colector admisión	SLS 2	917230
	Junta válvula mariposa	NB 1	917032
	Junta salida de agua	SLS 2	917133
	Junta brida	SLS 2	917134
	O'ring G 32.92 x 3.53	GS 3	
	O'ring G 39.34 x 2.62	GS 2	
	O'ring G 63.09 x 3.53	GS 1	
	O'ring G 69.44 x 3.53	GS 1	
	Kit de retenes completo		R917100
	Jgo. retén válvulas (24)	P 1	R917110P
	Retén bancada 98 x 116 x 10	S 1	R917011S
	Retén distribución 45 x 63 x 7.5	S 1	R930712S
	Retén árbol levas 32 x 47 x 6	S 2	R910213S



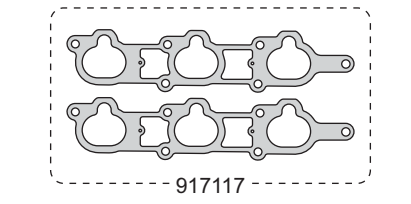
917207



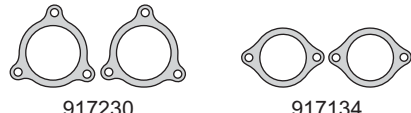
917110



917115

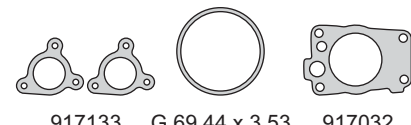


917117



917230

917134



917133

G 69.44 x 3.53

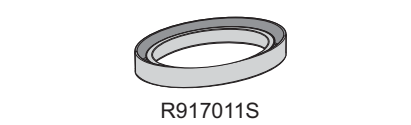
917032



G 32.92 x 3.53

G 39.34 x 2.62

G 63.09 x 3.53

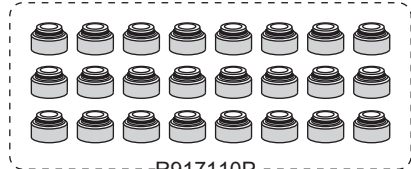


R917011S



R930712S

R910213S



R917110P

SUZUKI

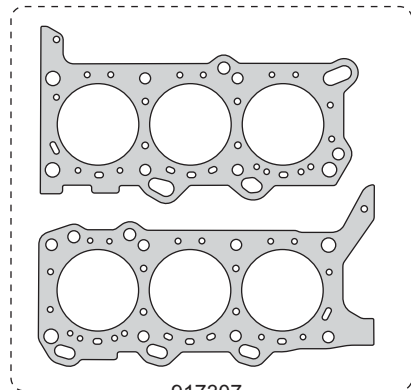


Motor / Engine **Cm³** **HP** **Ø**
H27A **2736** **173** **88**
 (DOHC) V6 24V

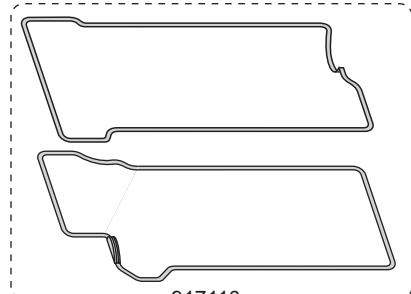
Suzuki: Grand Vitara, Grand Escudo 2001/05



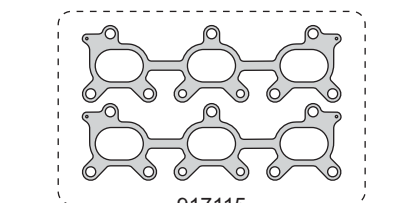
Nº OE	Descripción / Description	Mat.	Ref.
	Jgo. de juntas para motor		917300-R
	Jgo. junta tapa cilin. Ø 89.5 ±1.70 (2)	GFT 1	917307
	Sellador líquido - caucho de silicona		TRN0085G
	Conj. junta tapa válvulas (2)	GS 1	917110
	Jgo. múltiple escape (2)	AC 1	917115
	Jgo. múltiple admisión (2)	SLS 1	917117
	Junta colector admisión	SLS 2	917230
	Junta válvula mariposa	NB 1	917032
	Junta salida de agua	SLS 2	917133
	Junta brida	SLS 2	917134
	O'ring G 32.92 x 3.53	GS 3	
	O'ring G 39.34 x 2.62	GS 2	
	O'ring G 63.09 x 3.53	GS 1	
	O'ring G 69.44 x 3.53	GS 1	
	Kit de retenes completo		R917100
	Jgo. retén válvulas (24)	P 1	R917110P
	Retén bancada 98 x 116 x 10	S 1	R917011S
	Retén distribución 45 x 63 x 7.5	S 1	R930712S
	Retén árbol levas 32 x 47 x 6	S 2	R910213S



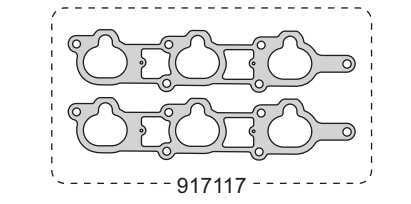
917307



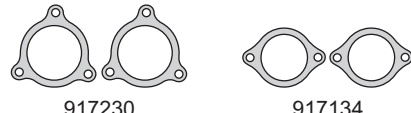
917110



917115

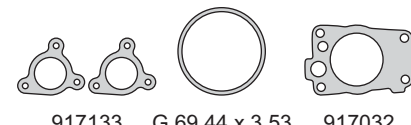


917117



917230

917134



917133

G 69.44 x 3.53

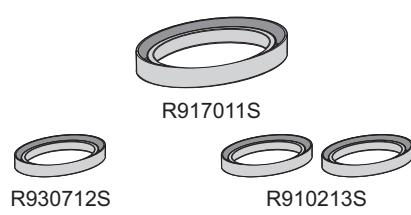
917032



G 32.92 x 3.53

G 39.34 x 2.62

G 63.09 x 3.53



R917011S

R930712S

R910213S



R917110P

TATA

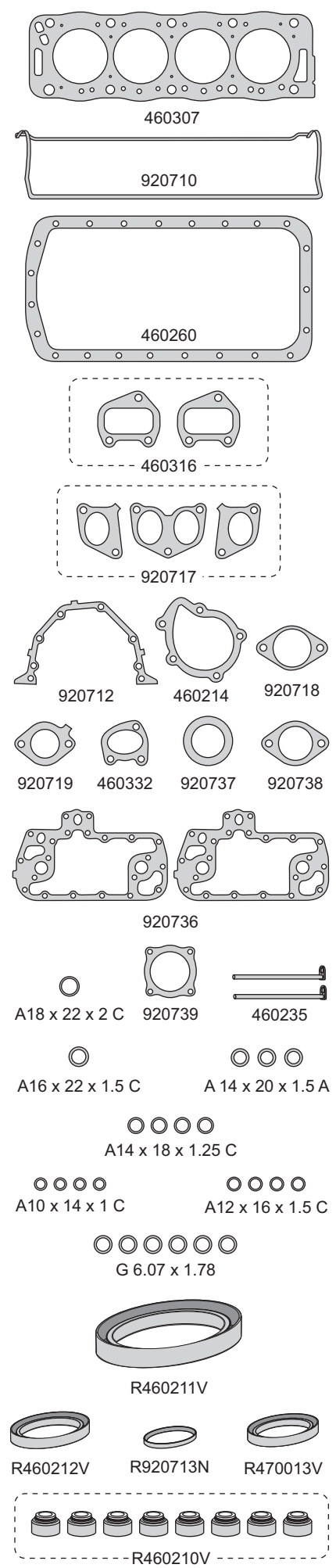


Motor / Engine	Cm ³	HP	Ø
4DL - NA	1905		83
DIESEL			

Tata: Sumo Telcoline TDI



Nº OE	Descripción / Description	Mat.	Ref.
	Jgo. de juntas para motor		920701-R
	Junta tapa cilindros Ø 84.0 ± 1.50	NFT	460307-1M
	Junta tapa cilindros Ø 84.0 ± 1.60	NFT	460307-2M
	Junta tapa cilindros Ø 84.0 ± 1.70	NFT	460307-3M
	Junta tapa cilindros Ø 84.0 ± 1.80	NFT	460307-4M
	Jgo. tornillos tapa cilindros (HAT55055/55100)		B460300
254701155313	Junta tapa válvulas	GS	920710
254701135308	Junta para cárter	CG	460260
254701135303	Junta para cárter 4DL-TDI	CGT	920760
254701105302	Frente motor	CB	920712
254720105306	Tapa bomba de agua	NB	460214
254714115302	Jgo. múltiple escape (2)	NFT	460316
0.348.J0	Jgo. múltiple admisión y escape turbo	NFT	460317
254714105304/5	Jgo. múltiple admisión (3)	NB	920717
265449105301	Salida escape nuevo modelo con aire	NFT	920718
254720125301	Termostato a tapa cilindros	NB	920719
254720125302	Placa termostato	NB	460332
254718175305	Cierre bancada	GS	460235
254718175305	Radiador aceite	NB	920736
254701147501	Sello goma trasero	GS	920737
265469200166	Salida escape	NFT	920738
254720125314	Tapa base termostato	NB	920739
254701158001	Salida escape turbo		920740
170500500101	O'ring G 6.07 x 1.78	GS	6
	Arandela A 14 x 20 x 1.5 A	AL	3
	Arandela A 18 x 22 x 2 C	CU	1
	Arandela A 14 x 18 x 1.25 C	CU	1
	Arandela A 12 x 16 x 1.5 C	CU	4
	Arandela tapón cárter A 16 x 22 x 1.5 C	CU	1
	Arandela A 10 x 14 x 1 C	CU	4
	Kit de retenes completo		R460300
254701159902	Jgo. retén válvulas (8)	V	1 R460210V
254701107813	Retén bancada trasera 90 x 110 x 7	V	1 R460211V
254701107807	Retén distribución 42 x 62 x 7	V	1 R460212V
254701157807	Retén árbol de levas 35 x 50 x 7	V	1 R470013V
254701157803	Sello árbol de levas 45 x 50 x 8	N	R920713N





taranto



Junta Tapa de Cilindros Taranto.

Las juntas están diseñadas para superar las exigencias de presión y temperatura que producen los motores de última generación.

- ▶ Eliminación del retorque en juntas 07 y 08.
- ▶ Mayor resistencia mecánica y térmica.
- ▶ Compuestos sellantes especiales que aseguran la máxima estanqueidad.
- ▶ Superficie sellante antiadherente que no daña las partes metálicas del motor.
- ▶ Ahorro de mano de obra, evita trabajos adicionales.
- ▶ Utilización de materiales ecológicos.



TOYOTA



Motor / Engine **Cm³** **HP** **Ø**

1C **1839** **84** **83**

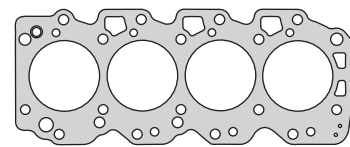
(SOHC) 8V

Daihatsu: Delta, Wide 1982/...
Toyota: Corolla, Town-Ace 1982/83

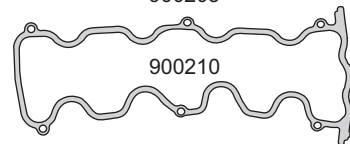
DIESEL



Nº OE	Descripción / Description	Mat.	Ref.
	Jgo. de juntas para motor		900200-R
	Junta tapa de cilindros Ø 87.0 ± 1.40	NFT	1 900205
	Jgo. tornillos tapa cilindros (6 HAD14038)		B900200
	Junta tapa válvulas	GS	1 900210
	Frente motor		1 900212
	Frente motor		1 900213
	Bomba de agua		1 900214
	Múltiple escape	CHA	1 900215
	Múltiple admisión	NH	1 900217
	Salida escape		1 900218
	Base de termostato		1 900219
	Guarnición termostato		1 900226
	Guarnición bomba de aceite		1 900227
	Chupador bomba aceite		1 900229
	Base filtro aceite		1 900230
	Varilla aceite		1 900231
	Retorno agua		1 900232
	Porta retén trasero		1 900233
	Guarnición admisión		1 900238
	Arandela tapón cárter		1 900234
	O'ring G 64 x 2.2	GS	1
	O'ring G 16.5 x 2	GS	2
	O'ring G 8 x 1.78	GS	4
	Arandela A 32 x 41 x 1 A	AL	1
	Arandela A 20 x 26 x 1 A	AL	1
	Arandela A 11 x 28 x 0.5 H	H	2
	Arandela A 22 x 27 x 1 C	CU	1
	Arandela A 18 x 24 x 1 C	CU	3
	Arandela A 12 x 15.5 x 1 C	CU	2
	Arandela A 10 x 14 x 1 C	CU	4
	Arandela A 8 x 12 x 1 C	CU	4
	Kit de retenes completo		R900200
	Jgo. retén válvulas (8)	P	1 R900210P
	Retén bancada 90 x 110 x 9	N	1 R900211N
	Retén distribución 42 x 60 x 7	N	1 R900212N
	Retén árbol levas 38 x 50 x 8	N	1 R900213N
	Retén auxiliar 20 x 32 x 7	N	1 R900215N



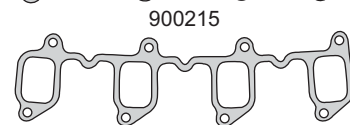
900205




900210



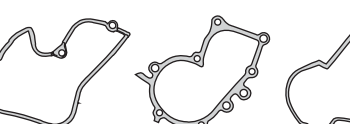
900214



900215



900217



900218



900219



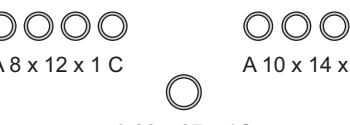
900227



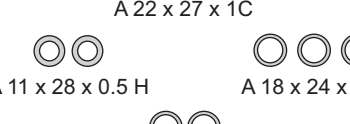
900229



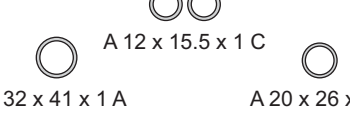
900230



900231



900233



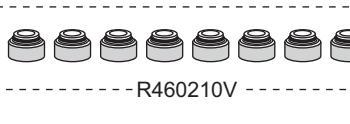
G 64 x 2.2




A 8 x 12 x 1 C



A 22 x 27 x 1 C



A 12 x 15.5 x 1 C



R900211N



R900212N

R900213N

R900215N

R460210V

TOYOTA

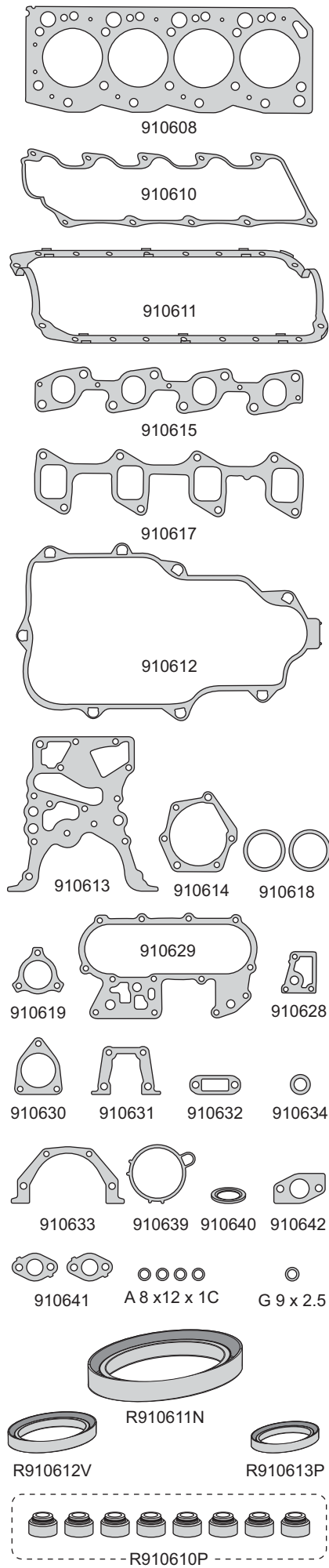


Motor / Engine	Cm ³	HP	Ø
2L (SOHC) 8V	2446	75/83	92
DIESEL			

Toyota: Hi-Lux, Dyna, Toyo-Ace
Mark II, Corona, Land Cruiser
Hi-Ace, Cressida 1988/...



Nº OE	Descripción / Description	Mat.	Ref.
	Jgo. de juntas para motor		● 910600-R
	Junta tapa de cilindros Ø 96.5 x 1.50	NFT	910607-1M
	Junta tapa de cilindros Ø 96.5 x 1.60	NFT	910607-2M
	Junta tapa de cilindros Ø 96.5 x 1.70	NFT	910607-3M
11115-54020-1	Junta tapa de cilindros Ø 94.0 x 1.65	MLS	1 910608
	Jgo. tornillos tapa cilindros		B920100
	Junta tapa válvulas	GS	1 910610
	Junta para cárter	GS	1 910611
11328-54021	Tapa distribución	GS	1 910612
	Placa distribución	NH	1 910613
	Tapa bomba de agua	NH	1 910614
	Múltiple escape	MLS	1 910615
	Múltiple admisión	SLS	1 910617
	Salida escape	FCH	2 910618
	Tapa termostato	NH	1 910619
	Base filtro de aceite	NH	1 910628
	Placa filtro de aceite	NH	1 910629
	Base termostato	NH	1 910630
	Porta retén árbol levas	NH	1 910631
	Retorno agua	NH	1 910632
	Porta retén trasero	NH	1 910633
	Arandela tapón A 28 x 18 x 1.5	GS	1 910634
	Guarnición turbo	GS	1 910639
	Guarnición turbo	GS	1 910640
	Entrada salida de turbo	AC	2 910641
	Escape turbo	MLS	1 910642
	O´ring G 9 x 2.5	GS	1
	Arandelas A 8 x 12 x 1C	CU	4
	Kit de retenes completo		R910600
	Jgo. retén válvulas (8)	P	1 R910610P
	Retén bancada 85 x 105 x 10	N	1 R910611N
	Retén distribución 42 x 60 x 7	V	1 R910612V
	Retén árbol de levas 32 x 46 x 6	P	1 R910613P



TOYOTA



Motor / Engine **Cm³** **HP** **Ø**

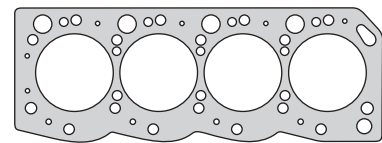
3L
(SOHC) 8V **2779** **123** **96**

Toyota: Hi-Lux, Hi-Ace, Toyo-Ace
Land Cruise 1988/...

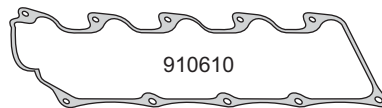
DIESEL



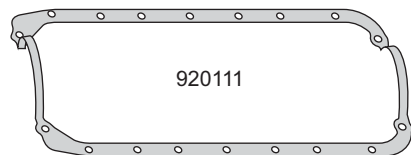
Nº OE	Descripción / Description	Mat.	Ref.
	Jgo. de juntas para motor		920100-R
	Junta tapa cilindros Ø 97.4 ± 1.45	MLS	920108-1M
	Junta tapa cilindros Ø 97.4 ± 1.55	MLS	920108-2M
	Junta tapa cilindros Ø 97.4 ± 1.65	MLS	1 920108-3M
	Junta tapa cilindros Ø 97.4 ± 1.57	MLS	920108
	Jgo. tornillos tapa cilindros (HAD14038)		B920100
	Junta tapa válvulas	GS	1 910610
	Junta para carter	GS	920111
11328-54021	Tapa distribución	GS	1 910612
	Placa distribución	NB	1 910613
	Bomba de agua	NB	1 910614
	Múltiple escape	AC	1 910615
	Múltiple admisión	SLS	1 910617
	Salida escape Ø56	FCH	1 910618
	Salida escape Ø45	FCH	1 920118
	Tapa termostato	NB	1 910619
	Base filtro aceite	NB	1 910628
	Placa filtro aceite	NB	1 920129
	Guarnición termostato	GS	1 920130
	Base termostato	NB	2 910630
	Porta retén árbol de levas	NB	1 910631
	Retorno agua	NB	1 910632
	Porta retén bancada trasero	NB	1 920133
	Arandela tapón 28 x 18 x 1.5	NB	1 910634
	Guarnición	GS	1 910639
	Guarnición	GS	1 910640
	Entrada y salida turbo	MLS	2 910641
	Escape	MLS	1 910642
	Arandela A 17 x 25 x 1.5 A	AC	1
	Arandela A 12 x 21 x 1.5 A	AC	1
	Arandela A 8 x 11 x 1.5 C	CU	4
	Kit de retenes completo		R920100
	Jgo. retén válvulas (8)	V	1 R910610V
	Retén bancada 85 x 105 x 10	P	1 R910611P
	Retén distribución 42 x 60 x 7	P	2 R910612P
	Retén árbol levas 32 x 46 x 6	P	1 R910613P



920108



910610



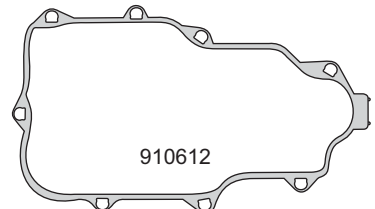
920111



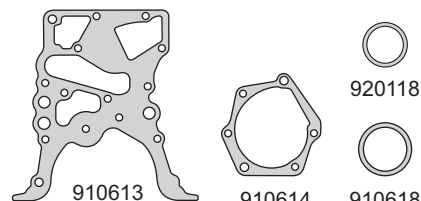
910615



910617



910612

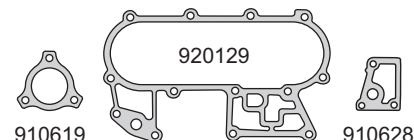


910613

910614

920118

910618



910619

920129

910628

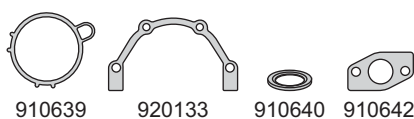


910630

910631

910632

910634

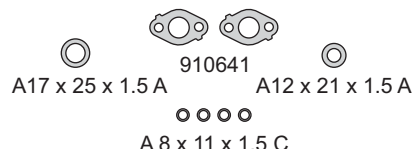


910639

920133

910640

910642



A17 x 25 x 1.5 A

910641

A12 x 21 x 1.5 A

A 8 x 11 x 1.5 C



R910611P



R910612P

R910613P



-R910610V

TOYOTA



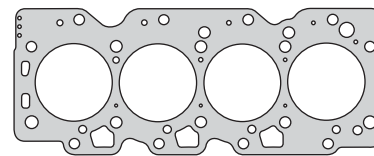
Motor / Engine	Cm ³	HP	Ø
2C/2C-T	1975	73/91	86
2C/2C-T/2C-TE (SOHC) 8V	1975	81/83	86

Daihatsu: Delta Wide D/TD 1985/91
Toyota: Town-Ace D, Camry D 1989/...
 Camry TD, Carina II D 1984/92
 Carina E TD 1996/..., Corona D
 Lite-Ace 1983/96

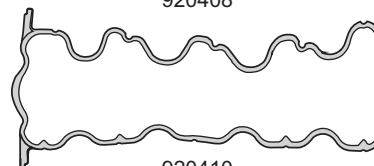


DIESEL

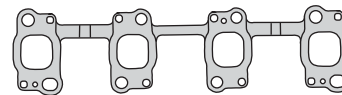
Nº OE	Descripción / Description	Mat.	Ref.
	Jgo. de juntas para motor		● 920400-R
	Junta tapa cilindros Ø 87.0 \pm 1.30	NFT	920407-1M
	Junta tapa cilindros Ø 87.0 \pm 1.40	NFT	920407-2M
	Junta tapa cilindros Ø 87.0 \pm 1.50	NFT	920407-3M
11115-64060	Junta tapa cilindros Ø 87.0 \pm 1.40	MLS	1 920408
	Jgo. tornillos tapa cilindros (HAD14038)		B900200
	Sellador líquido - caucho de silicona		TRN0085G
	Junta tapa válvulas	GS	1 920410
	Frente motor	GS	1 920412
	Frente motor	GS	1 920413
	Bomba de agua	NH	1 920414
	Múltiple escape	MLS	1 920415
	Múltiple admisión	SLS	1 920417
	Salida escape	FCH	1 920418
	Base termostato	NH	1 920419
	Filtro bomba de aceite	NH	1 920420
	Arandela A 18 x 28 x 1.8	NFT	2 920421
	Guarnición bomba de aceite	AC/GS	1 920427
	Arandela tapa válvulas con inserto	GS	6 920430
	Anillo termostato	GS	2 920431
	Escape turbo	MLS	2 920432
	Guarnición termostato	GS	2 920433
	O'ring G 23 x 3.5	GS	2
	Arandela A 22 x 27 x 1C	CU	1
	Arandela A 20 x 26 x 1.5 A	AL	2
	Arandela A 12 x 21 x 2 A	AL	2
	Arandela A 14 x 20 x 1 C	CU	1
	Arandela A 8 x 12 x 1C	CU	8
	Kit de retenes completo		R920400
	Jgo. retén válvulas (8)	P	1 R920410P
	Retén bancada 90 x 110 x 7	V	1 R460211V
	Retén distribución 42 x 60 x 8	P	1 R450412-1P
	Retén árbol levas 38 x 50 x 6	N	1 R920413N



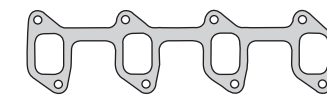
920408



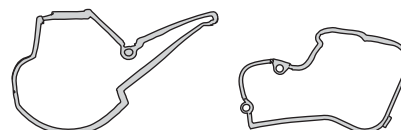
920410



920412

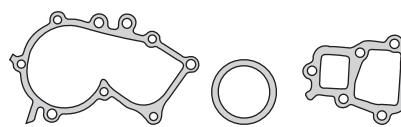


920413



920414

920413



920415

920418

920419



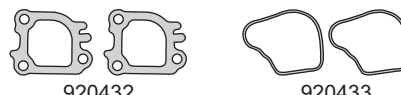
920420

920421

920427

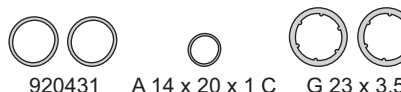


920430



920432

920433



920431

A 14 x 20 x 1 C

G 23 x 3.5



A 12 x 21 x 2 A



A 22 x 27 x 1 C

A 20 x 26 x 1.5 A



A 8 x 12 x 1 C



R460211V



R450412-1P



R920413N



R920410P

TOYOTA



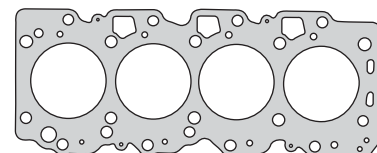
Motor / Engine	Cm ³	HP	Ø
1CL/1CLT	1839	80/88	83
1C (SOHC) 8V	1839	68	83

Daihatsu: Delta Wide 1983/88
Toyota: Corolla, Lite-Ace, Town-Ace 1984/88
 Camry TD, Vysta TE 1983/85

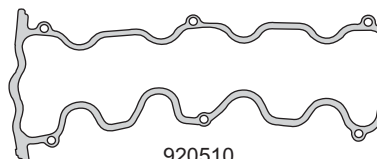
DIESEL



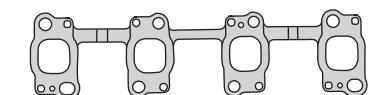
Nº OE	Descripción / Description	Mat.	Ref.
	Jgo. de juntas para motor		920500-R
	Junta tapa cilindros Ø 84.0 \pm 1.60	NFT	920507
11115-64010	Junta tapa cilindros Ø 84.0 \pm 1.40	MLS 1	920508
	Jgo. tornillos tapa cilindros (HAD14038)		B900200
	Sellador líquido - caucho de silicona		TRN0085G
	Junta tapa válvulas	GS 1	920510
	Junta frente motor	GS 1	920512
	Junta frente motor	GS 1	920513
	Bomba de agua	NH 1	920514
	Múltiple escape	MLS 1	920415
	Múltiple admisión	SLS 1	920417
	Salida escape	FCH 1	920518
	Base termostato	NH 1	920419
	Varilla aceite	MLS 1	920523
	Turbo	MLS 1	920432
	Turbo escape	NH 1	920525
	Guarnición termostato	GS 1	920526
	Guarnición bomba de aceite	GS 1	920527
	Arandela tapón cárter A 8 x 12 x 28 x 1.5	AL 1	920534
	Arandela fijación tapa válvulas con inserto	CH/GS 6	920530
	Arandela A 8 x 12 x 1C	CU 4	
	Kit de retenes completo		R920500
	Jgo. retén válvulas (8)	P 1	R920510P
	Retén bancada 90 x 110 x 9	N 1	R920511N
	Retén distribución 42 x 60 x 8	P 1	R450412-1P
	Retén árbol levas 38 x 50 x 6	N 1	R920513N



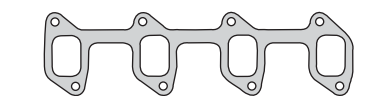
920508



920510



920415



920417



920512

920513



920514

920518

920419



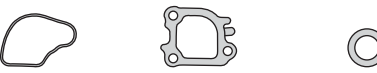
920523

920525

920526



920530



920527

920432

920534



A 8 x 12 x 1C



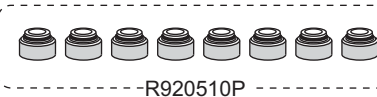
R920511N



R450412-1P



R920513N



-R920510P

TOYOTA



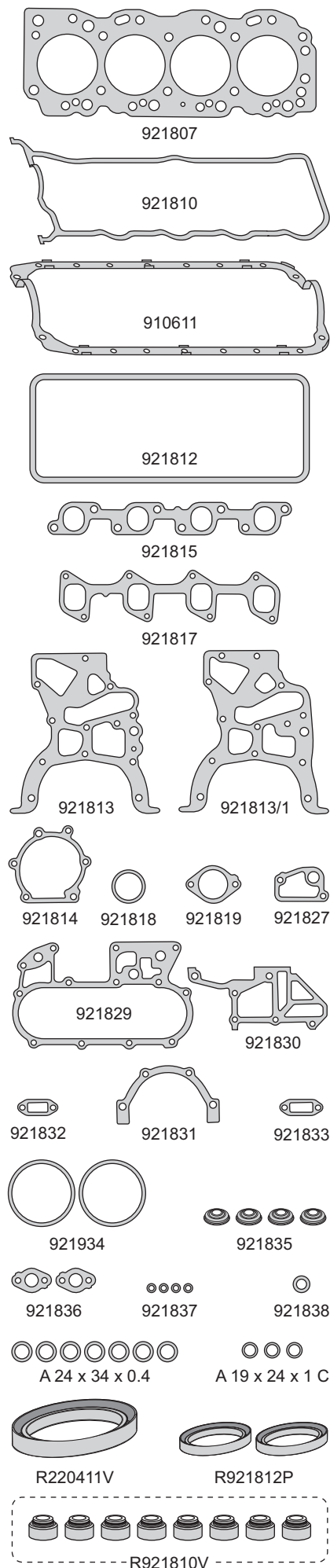
Motor / Engine	Cm ³	HP	Ø
L (SOHC) 8V	2188	67/72	90

Toyota: Hi-Ace, Toyo-Ace, Hi-Lux, Crown Chasser, Cressida, Mark II 1977/85

DIESEL



Nº OE	Descripción / Description	Mat.	Ref.
04111-54033	Jgo. de juntas para motor	●	921800-R
11115-54012	Junta tapa cilindros Ø 95.0 \pm 1.70	NFT	1 921807
	Jgo. tornillos tapa cilindros		B921800
11213-54020	Junta tapa válvulas	GS	1 921810
12151-54020	Junta para cárter	GS	1 910611
	Frente distribución	GS	1 921812
	Placa distribución	CB	1 921813
	Placa distribución	CB	1 921813-1
	Bomba de agua	CB	1 921814
17173-54011	Múltiple escape	FCH	1 921815
17177-54011	Múltiple admisión	FCH	1 921817
	Salida escape	FCH	1 921818
	Tapa termostato	CB	1 921819
	Base bomba aceite	CB	1 921827
	Radiador aceite	CB	1 921829
	Base distribuidor aceite	CB	1 921830
	Porta retén trasero	CB	1 921831
	Retorno agua	CB	1 921832
	Retorno agua	CB	1 921833
	Guarnición especial goma 92 x 110 x 7	GS	2 921834
	Anillo con inserto especial tapa válvulas	GS/AC	4 921835
	Circulación agua	CB	2 921836
	Arandela especial parallamas inyector	AC	4 921837
	Arandela tapón cárter A 18 x 28 x 1.5	NFT	1 921838
	Arandela A 24 x 34 x 0.4	AC	7
	Arandela A 19 x 24 x 1 C	CU	3
	Kit de retenes completo		R921800
90913-02060	Jgo. retén válvulas (8)	V	1 R921810V
90311-85004	Retén bancada trasera 85 x 105 x 12	V	1 R220411V
90311-42003	Retén distribución - árbol de levas 42 x 60 x 7	P	2 P921812P



TOYOTA

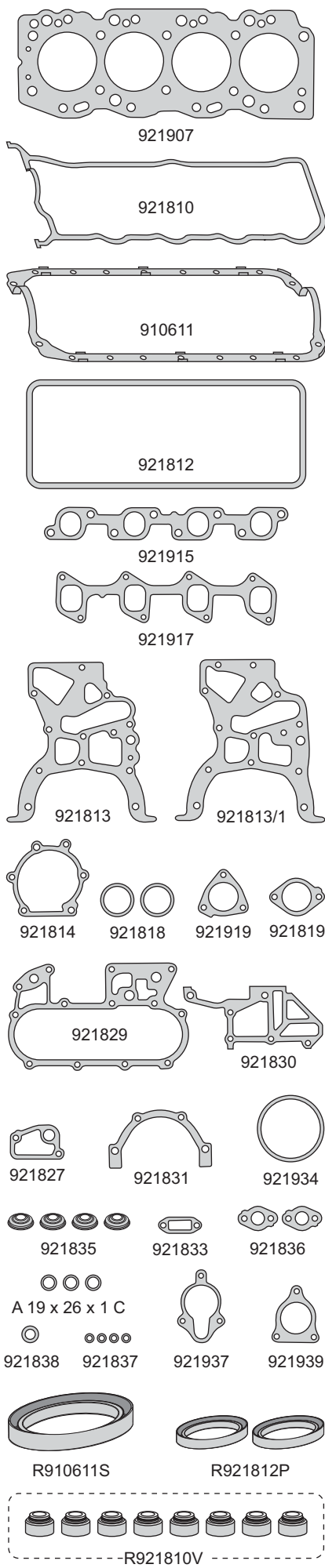


Motor / Engine	Cm ³	HP	Ø
2L (SOHC) 8V	2446	75/86	92
DIESEL			

Toyota: Hi-Ace, Toyo-Ace, Hi-lux, Crown Chasser, Cresta, Cressida, Dyane Land Cruiser 1982/88



Nº OE	Descripción / Description	Mat.	Ref.
0411154050/52	Jgo. de juntas para motor		921900-R
	Junta tapa cilindros Ø 93.0 \pm 1.65	NFT 1	921905
11115-54020	Junta tapa cilindros Ø 95.0 \pm 1.50	NFT	921907
	Jgo. tornillos tapa cilindros		B921900
11213-54020	Junta tapa válvulas	GS 1	921810
12151-54020	Junta para cárter	GS 1	910611
	Frente distribución	GS 1	921812
	Placa distribución	CB 1	921813
	Placa distribución	CB 1	921813-1
	Bomba de agua	CB 1	921814
17173-54011	Múltiple escape	FCH 1	921915
17177-54017	Múltiple admisión	NH 1	921917
	Salida escape	FCH 2	921818
	Base termostato	NB 1	921919
	Tapa termostato	CB 1	921819
	Base bomba aceite	CB 1	921827
	Radiador aceite	CB 1	921829
	Base distribuidor aceite	CB 1	921830
	Porta retén trasero	CB 1	921831
	Retorno agua	CB 1	921833
	Guarnición especial goma	GS 1	921934
	Anillo con inserto especial tapa válvulas	GS/AC 4	921835
	Circulación agua	CB 2	921836
	Arandela especial parallamas inyector	AC 4	921837
	Junta	NB 1	921937
	Arandela tapón cárter	NFT 1	921838
	Base termostato intermedia	NB 1	921939
	Arandela A 19 x 26 x 1 C	CU 3	
	Kit de retenes completo		R921900
90913-02060	Jgo. retén válvulas (8)	V 1	R921810V
90311-85004	Retén bancada trasera 85 x 105 x 10	S 1	R910611S
90311-42003	Retén distribución - árbol de levas 42 x 60 x 7	P 2	P921812P



TOYOTA



Motor / Engine

Cm³

HP

Ø

5L
(SOHC) 8V

2987

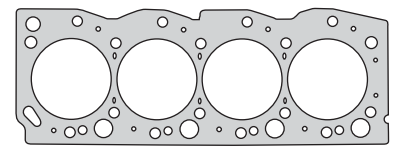
99.5

Toyota: Hi-Lux LN 147/152/167/172 1997/...
Hi-Ace, LH 162/172/174
LHI 181 1998/00
Dyna 150 1998/...

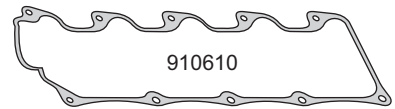
DIESEL



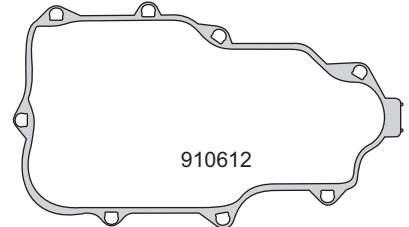
Nº OE	Descripción / Description	Mat.	Ref.
04111-54190	Jgo. de juntas para motor	●	922100-R
11115-54120-B0	Jta. tapa de cilindros Ø 100.5 \pm 1.45	MLS	922108-1M
11115-54120-D0	Jta. tapa de cilindros Ø 100.5 \pm 1.55	MLS	922108-2M
11115-54120-F0	Jta. tapa de cilindros Ø 100.5 \pm 1.65	MLS	922108-3M
	Jta. tapa de cilindros Ø 100.5 \pm 1.55	MLS	1 922108
	Jgo. tornillos tapa cilindros (HAD14038)		B920100
	Sellador líquido - caucho de silicona		TRN0085G
	Junta tapa válvulas	GS	1 910610
	Tapa distribución	GS	1 910612
	Placa distribución	FCH	1 910613
	Tapa bomba de agua	NB	1 910614
	Múltiple escape	AC	1 910615
	Múltiple admisión	SLS	1 910617
	Salida escape 55 x 68 x 5.4	GFT	2 910618
	Base filtro de aceite	SLS	1 920128
	Base termostato	NB	2 910630
	Porta retén árbol levas	SLS	1 910631
	Brida cañería	SLS	1 922131
	Retorno agua	NB	1 910632
	Brida cañería	SLS	1 922132
	Porta retén trasero	SLS	1 910633
	Guarnición termostato G 47 x 56 x 5	GS	1 922138
	Guarnición turbo	GS	1 910639
	Guarnición especial de goma G 36 x 46 x 5	GS	1 922139
	Guarnición turbo G 22.5 x 33 x 3	GS	1 910640
	Entrada salida de turbo	SLS	2 910641
	Escape turbo	AC	1 910642
	Arandelas A 8 x 12 x 1 C	CU	4
	Arandela asiento inyector A 12.2 x 19.5 x 1 C	CU	4
	Arandela tapón A 12.9 x 20.5 x 1 C	CU	1
	Kit de retenes completo		R910600
	Jgo. retén válvulas (8)	P	1 R910610P
	Retén bancada 85 x 105 x 10	S	1 R910611S
	Retén distribución 42 x 60 x 7	S	1 R910612S
	Retén árbol de levas 32 x 46 x 6	S	1 R910613S



922108



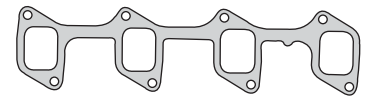
910610



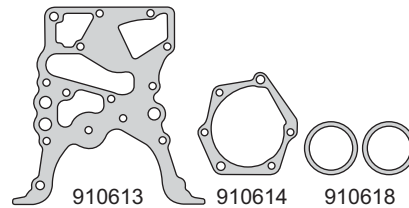
910612



910615



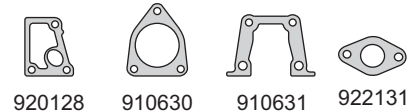
910617



910613

910614

910618

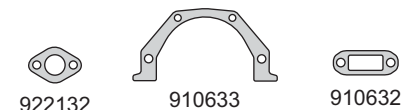


920128

910630

910631

922131



922132

910633

910632



922138

910639

922139

910640



910641

A 8 x 12 x 1 C

910642



A 12.9 x 20.5 x 1 C

A 12.2 x 18.8 x 1A



R910611S



R910612S



R910613S



R910610P

TOYOTA



Motor / Engine **Cm³** **HP** **Ø**

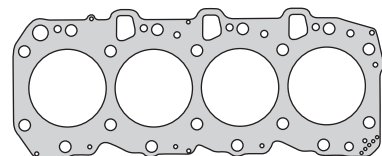
1KZ-T/TE
(SOHC) 8V **2982** **125** **96**

Toyota: Hi-Lux TD, 4 Runner TD
Land Cruiser TD 1993/96

DIESEL



Nº OE	Descripción / Description	Mat.	Ref.
04111-67023	Jgo. de juntas para motor	●	922200-R
11115-67040	Jta. tapa de cilindros Ø 97 \pm 0.75	MLS	922208-1M
11115-67050	Jta. tapa de cilindros Ø 97 \pm 0.85	MLS	922208-2M
11115-67060	Jta. tapa de cilindros Ø 97 \pm 0.95	MLS	1 922208-3M
	Jta. tapa de cilindros Ø 97 \pm 0.83	MLS	922208
	Jgo. tornillos tapa cilindros (HAD14038)		B922200
	Sellador líquido - caucho de silicona		TRN0085G
	Junta tapa válvulas	GS	1 922210
	Frente distribución	GS	1 922212
	Tapa bomba de agua	GS	1 922214
	Múltiple escape	AC	1 922216
	Jgo. múltiple admisión (4)	SLS	1 922217
	Salida escape	AC/F	2 922218
	Cuerpo bomba de agua a block	CB	1 922219
	Cuerpo bomba aceite y filtro	CB	1 922227
	Bomba alimentación	CB	1 922229
	Base bomba aceite	CB	1 922230
	Unión cañería aceite	CB	2 922231
	Entrada turbo	CB	1 922232
	Placa enfriador aceite	CB	1 922233
	Unión caño a catalizador	GFT	1 922234
	Guarnición acople termostato	GS	1 922235
	Guarnición termostato	GS	1 922237
	Anillo cilíndrico con inserto metal goma	AC/GS	4 922238
	Arandela con inserto metal goma	AC/GS	4 922239
	Unión acople a turbo	CB	1 932240
	Acople caño agua	CB	1 932241
	Brida unión con orejas	SLS	2 910641
	Escape turbo	MLS	1 910642
	O'ring G 50 x 2.62	GS	1
	O'ring G 27 x 2.2	GS	1
	O'ring G 9 x 2.5	GS	2
	O'ring G 8.8 x 2	GS	1
90913-02072	Arandela tapón cárter A 12 x 21 x 1.5 F	F	1
	Arandelas pico inyector A 6.9 x 10 x 1 C	CU	4
	Kit de retenes completo		R922200
	Jgo. retén válvulas (8)	V	1 R920410V
	Retén bancada trasera 95 x 115 x 9.5	S	1 R922211S
	Retén distribución 50 x 68 x 10	S	1 R550612S
	Retén árbol de levas 32 x 46 x 6	S	1 R910613S
	Retén auxiliar 58 x 72 x 7	S	1 R922213S



922208



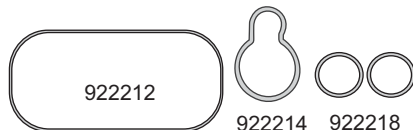
922210



922216



922217



922212

922214

922218



922219

922227

922229

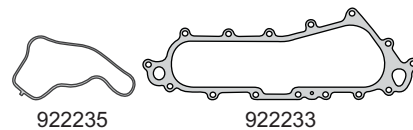


922230

922231

922232

922234



922235

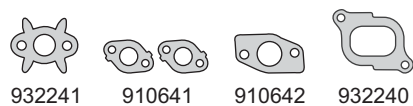
922233



922238

922237

922239



932241

910641

910642

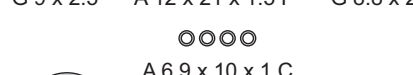
932240



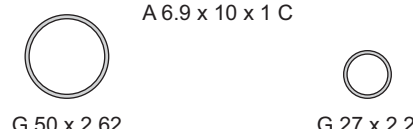
G 9 x 2.5

A 12 x 21 x 1.5 F

G 8.8 x 2



A 6.9 x 10 x 1 C



G 50 x 2.62

G 27 x 2.2



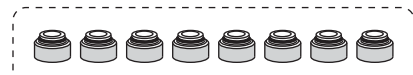
R922211S



R922213S

R910613S

R550612S



R920410V

TOYOTA



Motor / Engine

Cm³

HP

Ø

1KD - FTV
(DOHC) 16V

2982

163

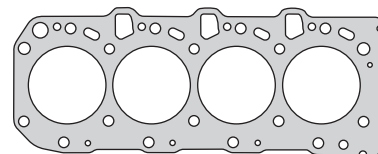
96

Toyota: Hi-Lux, D4D 2005/...
Land Cruiser 90TD 2000/...
Land Cruiser 120TD 2002/...

DIESEL



Nº OE	Descripción / Description	Mat.	Ref.
	Jgo. de juntas para motor		922300-R
	Jgo. de juntas superior		922395
	Jta. tapa cilindro Ø 98.0 ± 1.20	NFT	922307-1M
	Jta. tapa cilindro Ø 98.0 ± 1.30	NFT	922307-2M
	Jta. tapa cilindro Ø 98.0 ± 1.40	NFT	922307-3M
	Jta. tapa cilindro Ø 97.5 ± 0.85	MLS 1 1	922308-1M
	Jta. tapa cilindro Ø 97.5 ± 0.90	MLS	922308-2M
	Jta. tapa cilindro Ø 97.5 ± 0.95	MLS	922308-3M
	Jta. tapa cilindro Ø 97.5 ± 1.00	MLS	922308-4M
	Jta. tapa cilindro Ø 97.5 ± 1.05	MLS	922308-5M
	Jgo. tornillos tapa cilindros (HAD14038)		B922300
	Sellador líquido - caucho de silicona		TRN0085G
	Junta tapa válvulas	GS 1 1	922310
	Junta bomba y derivador agua	SLS 1	922314
	Múltiple escape	AC 1 1	922315
	Múltiple admisión	SLS 1 1	922317
	Salida escape	FCH 1 1	922318
	Salida escape	GFT 1 1	922318-1
	Junta codo termostato	SLS 1 1	922319
	Junta base bomba aceite	GS 1	922327
	Junta enfriador y base filtro aceite	SLS 1	922329
	Junta acople admisión	AC 1 1	922330
	Junta escape turbo	SLS 1 1	922331
	Junta cierre admisión	SLS 1 1	922332
	Junta calefactor	SLS 2 2	922333
	Junta entrada turbo	AC 1 1	922334
	Junta entrada aceite a turbo	SLS 1 1	922335
	Junta recirculador aceite a turbo	SLS 1 1	922336
	Junta entrada y retorno aceite a turbo	SLS	922337
	Junta unión caño circulación	SLS 1 1	922338
	Junta unión cierre aceite	MLS	922339
	Junta retorno agua a bomba	SLS 1	922340
	Junta acople cañería agua	SLS 1	922341
	Junta unión cañería aceite block	SLS	922342
	Anillo doble raccord 12 x 18 x 1 C (6)	CU	922343
	Anillo doble raccord 8 x 13 x 1 A	AL 7 7	922344
	Anillo doble raccord 12.5 x 17 x 1 A	AL 2 2	922345
	Arandelas pico inyector A 7 x 16 x 3 C	CU 4 4	922346
	Anillo cierre termostato G 56 x 63 x 5	GS 1 1	922347
	Junta acople cañería agua	CB	922447
	Guarnición goma G 37 x 49 x 7	GS 1	922348
	Junta salida de agua	SLS 1	922349
	Junta turbo salida de aceite	SLS 1	922350
	Junta brida	SLS 1	922351
	Arandela A 18 x 24 x 1.5 C	CU 1	A 18 x 24 x 1.5 C
	Arandela A 12 x 16 x 1.5 C	CU 1	A 12 x 16 x 1.5 C
	Arandela A 12 x 20 x 1.5 C	CU 1	A 12 x 20 x 1.5 C
	O´ring G 48.9 x 2.62	GS 1	G 48.9 x 2.62
	O´ring G 26.64 x 2.62	GS 1	G 26.64 x 2.62
	O´ring G 23.47 x 2.62	GS 1	G 23.47 x 2.62
	O´ring G 18 x 2	GS 4	G 18 x 2
	O´ring G 13.94 x 2.62	GS 1	G 13.94 x 2.62
	O´ring G 10.77 x 2.62	GS 3	G 10.77 x 2.62



922308



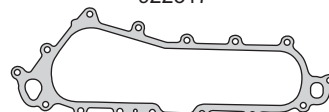
922310



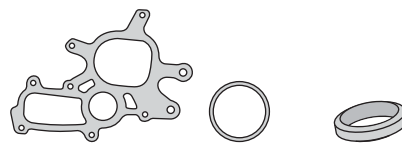
922315



922317



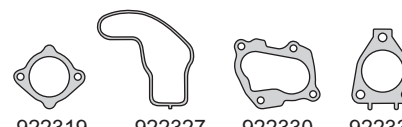
922329



922314

922318

922318-1

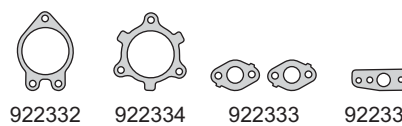


922319

922327

922330

922331

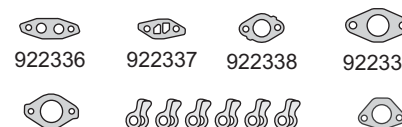


922332

922334

922333

922335



922336

922337

922338

922339



922340

922343

922341



922342

922344

922345

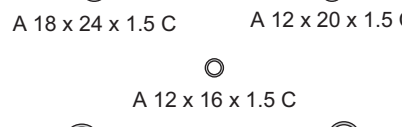


922346

922447

922347

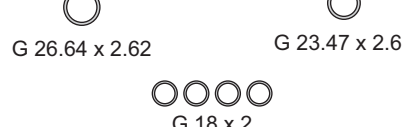
922348



922349

922350

922351



G 26.64 x 2.62

G 23.47 x 2.62

G 18 x 2

TOYOTA



Motor / Engine

Cm³

HP

Ø

2KD - FTV
(DOHC) 16V

2494

88/102

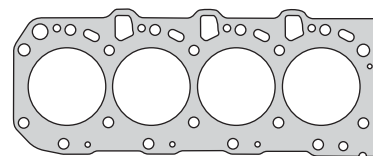
92

Toyota: Hi-Lux 2001/..., Hi-Lux TD, D4D 2005/...
Dyna 150TD 2001/...
Hi-Ace TD 2001/...

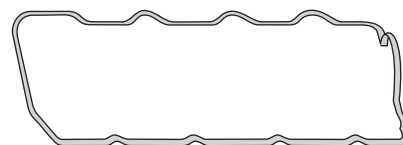
DIESEL



Nº OE	Descripción / Description	Mat.	Ref.
	Jgo. de juntas para motor		922400-R
	Jgo. de juntas superior		922495
	Jta. tapa cilindro Ø 93.0 \pm 1.20	NFT	922407-1M
	Jta. tapa cilindro Ø 93.0 \pm 1.30	NFT	922407-2M
	Jta. tapa cilindro Ø 93.0 \pm 1.40	NFT	922407-3M
	Jta. tapa cilindro Ø 93.5 \pm 0.80	MLS	1 1 922408
	Jgo. tornillos tapa cilindros (HAD14038)		B922300
	Sellador líquido - caucho de silicona		TRN0085G
	Junta tapa válvulas	GS	1 1 922310
	Junta bomba y derivador agua	SLS	1 922314
	Múltiple escape	MLS	1 1 922315
	Múltiple admisión	SLS	1 1 922317
	Salida escape	GFT	1 1 922418
	Junta base bomba aceite	GS	1 922327
	Junta enfriador y base filtro aceite	SLS	1 922329
	Junta acople admisión	MLS	1 1 922330
	Junta capuchón de bujías	P	4 R922330P
	Junta escape turbo	SLS	1 1 922331
	Junta cierre admisión	SLS	2 2 922332
	Junta calefactor	SLS	2 2 922333
	Junta entrada turbo	MLS	1 1 922334
	Junta entrada aceite a turbo	SLS	1 1 922335
	Junta recirculador aceite a turbo	SLS	1 1 922337
	Junta unión caño circulación	SLS	1 922338
	Junta unión cierre aceite	SLS	1 922339
	Junta retorno agua a bomba	SLS	1 922340
	Junta acople cañería agua	SLS	1 922341
	Junta unión cañería aceite block	SLS	1 922342
	Anillo doble raccord A 12 x 18 x 1 C	CU	1 1 922343
	Anillo doble raccord A 8.5 x 15 x 1 C	CU	5 5 922344
	Anillo doble raccord A 12.3 x 17 x 1 C	CU	1 1 922345
	Arandelas pico inyector A 7 x 16 x 2 C	CU	4 4 922346
	Anillo cierre termostato G 56 x 63 x 5	GS	1 1 922347
	Junta acople cañería agua	SLS	1 922447
	Guarnición goma G 37 x 49 x 7	GS	1 922348
	Arandela A 18 x 24 x 1 C	CU	1
	Arandela A 18.5 x 24 x 1 A	AL	1
	Arandela A 12.5 x 21 x 1.5 A	AL	1
	Arandela A 12 x 16 x 1 C	CU	1
	O´ring G 50 x 2.5	GS	1
	O´ring G 22 x 2.4	GS	2
	O´ring G 16 x 2	GS	4
	O´ring G 8.5 x 2	GS	1
	O´ring G 10 x 2	GS	1
	Kit de retenes completo		R922300
	Jgo. retén válvulas (16)	V	1 R922310V
	Retén bancada 95 x 115 x 9/14	S	1 R922311S
	Retén distribución 50 x 68 x 9.5/12	S	1 R922312S
	Retén auxiliar 65 x 79 x 7	S	1 R922313S
	Retén árbol de levas 32 x 46 x 6	S	1 R922315S



922408



922310




922407-1M



922407-2M




922407-3M



922408



922315



922317



922329



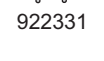
922331



922418



922327



R922330P



922330



922332



922333



922334



922335



922337



922338



922339



922341



922342



922346



922343



922344



922345



G 56 x 63 x 5



922447



G 37 x 49 x 7



R922311S



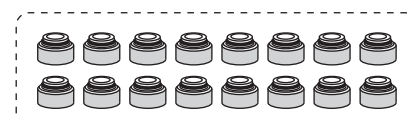
R922313S



R922312S



R922315S



R922310V

TOYOTA

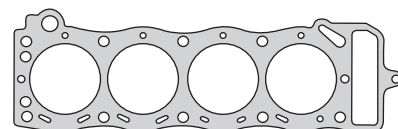


Motor / Engine	Cm ³	HP	Ø
22R/REC (OHC) 8V	2367	100	92

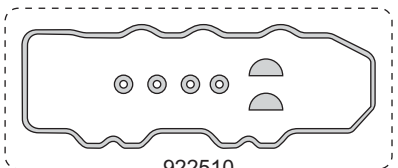
Toyota: Celica, Hi-Lux, Corona, 4 Runner
1980/84



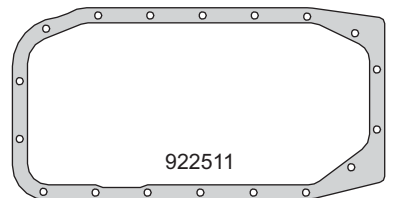
Nº OE	Descripción / Description	Mat.	Ref.
	Jgo. de juntas para motor		922500-RMX
	Junta tapa cilindros Ø 95.0 ± 1.20	NFT	1 922505
	Jgo. tornillos para cilindros (HAS17038)		B922500
	Conj. junta tapa válvulas (7)	GS	1 922510
	Junta para cárter	CG	1 922511
	Tapa distribución	CB	1 922512
	Junta tapa distribución	CB	1 922513-1
	Junta tapa distribución	CB	1 922513-2
	Junta tapa distribución	CB	1 922513-3
	Bomba de agua	CB	1 922514
	Jgo. múltiple escape (2)	NFT	1 922516
	Múltiple admisión	NB	1 922517
	Junta tubo escape	NFT	1 922518-1
	Junta tubo escape	NFT	1 922518-2
	Junta termostato	NB	1 922519
	Bomba nafta	CB	2 920028
	Guarnición	CG	1 922530
	Guarnición	CG	1 922531
	Junta	CG	1 922532
	Junta	NB	1 922533
	Junta	NB	1 922534
	Junta	NFT	1 922535
	Junta	NB	1 922536
	Junta	NB	1 922537
	Junta	NB	1 922538
	Junta	NB	1 922539
	O'ring G 7.65 x 1.78	GS	1
	O'ring G 107.67 x 1.78	GS	1
	Arandela A 14 x 24 x 2 C	CU	1
	Arandela A 26 x 38 x 2.5 F	F	
	Kit de retenes completo		R922500
	Jgo. retén válvulas (8)	P	1 R922510P
	Retén bancada 80 x 100 x 10	P	1 R250211P
	Retén distribución 45 x 68 x 7	S	1 R922512S



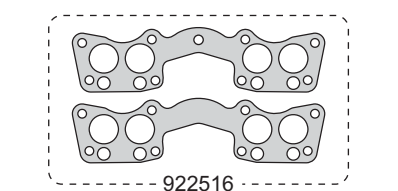
922505



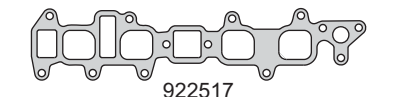
922510



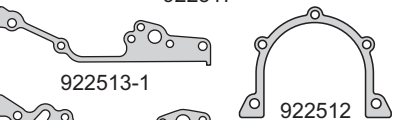
922511



922516

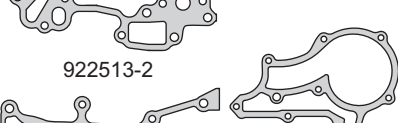


922517



922513-1

922512



922513-2

922514



922518-1

922518-2

922519

922533



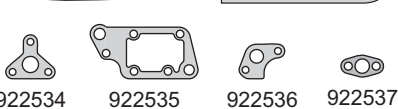
920028

922530



922531

922532



922534

922535

922536

922537



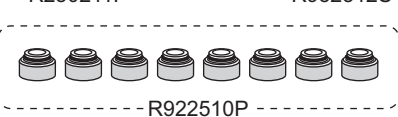
922538

922539



R250211P

R952512S



R922510P

TOYOTA



Motor / Engine **Cm³** **HP** **Ø**

2AZ-FE
(DOHC) 16V

2362

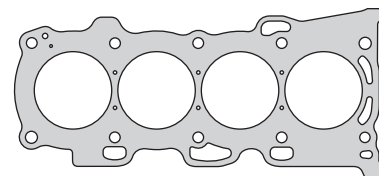
150/160

88.5

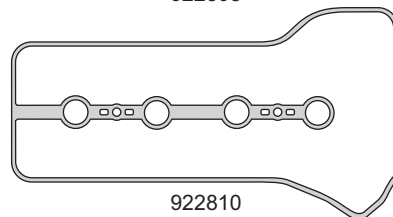
Toyota: Highlander 2000/..., Camry 2002/...
Rav 4, Solara, Avensis Verso 2003/...



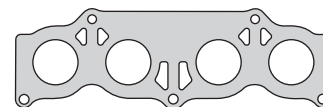
Nº OE	Descripción / Description	Mat.		Ref.
	Jgo. de juntas para motor		●	922800-R MLS
	Jgo. de juntas superior		●	922895
	Jta. tapa cilindros Ø 90.0 ± 0.70 NR	MLS	1 1	922808
	Jgo. tornillos tapa cilindros (HAN12100)			B922800
	Sellador líquido - caucho de silicona			TRN0085G
	Junta tapa válvulas	GS	1 1	922810
	Múltiple escape	MLS	1 1	922815
	Múltiple admisión	GS	1 1	922817
	Salida escape	GFT	1 1	922818
	Junta	S	1 1	922833
	Junta	SLS	1	922834
	Junta	SLS	1	922835
	Junta	SLS	1	922836
	Junta	SLS	1	922837
	Junta	GS/AC	1	922838
	Junta	GS	1 1	922839
	O´ring G 20.30 x 2.62	GS	1 1	
	O´ring G 7.65 x 1.78	GS	4 4	
	O´ring G 9.25 x 1.78	GS	1 1	
	Kit de retenes completo			R922800
	Jgo. retén válvulas (16)	P	1	R922810P
	Retén bancada 88.9 x 105 x 9.5	P	1	R420611P
	Retén distribución 38 x 50 x 8	V	1	R290912V



922808



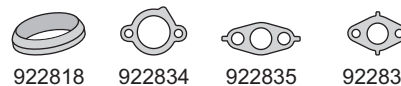
922810



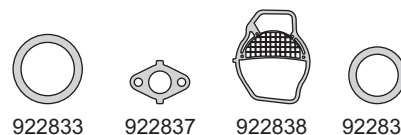
922815



922817



922818 922834 922835 922836



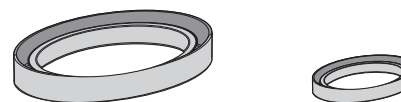
922833 922837 922838 922839



G 7.65 x 1.78 G 9.25 x 1.78

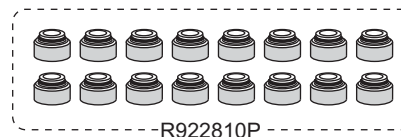


G 20.30 x 2.62



R420611P

R290912V



-R922810P-

TOYOTA



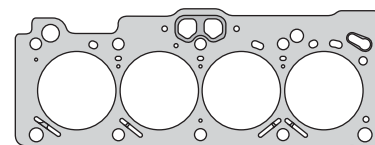
Motor / Engine **Cm³** **HP** **Ø**

4A-FE
(DOHC) 16V **1587** **110** **81**

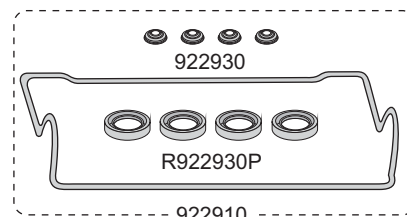
Toyota: Corolla 1992/97, Avensis 1997/00
Sprinter 1991/...



Nº OE	Descripción / Description	Mat.	Ref.
	Jgo. de juntas para motor		922900-R
11115-16130	Junta tapa cilindros Ø 82.0 \pm 1.60	GFT 1	922907
	Jgo. tornillos tapa cilindros		B922900
	Sellador líquido - caucho de silicona		TRN0085G
11213-15070	Conj. junta tapa válvula (9)	GS 1	922910
17173-02030	Múltiple escape	AC 1	922915
17171-15030	Múltiple admisión	NB 1	922917
	Salida de escape	FCH 2	922918
	Válvula EGR	GFT 1	922927
	Arandela con inserto tapa de válvulas	GS/AC 4	922930
	Anillo cierre inyector	P 4	R922930P
	Junta	NB 1	922931
22271-15020	Junta válvula mariposa	NB 1	922932
17176-15010	Junta filtro aire	NB 1	922933
	Junta filtro aire	NB 1	922934
	Junta	NB 1	922935
	Junta	NB 1	922937
	Anillo G 44.5 x 51 x 6	GS 1	
	Oring G 8 x 2	GS 5	
	Oring G 29.74 x 3.53	GS 1	
	Kit de retenes completo		R922900
	Jgo. retén válvulas (16)	P 1	R922910P
	Retén bancada 70 x 92 x 8.5	P	R922911P
	Retén distribución 35 x 49 x 6	S 1	R922912S
	Retén árbol de levas 32 x 46 x 6	P	R910613P



922907



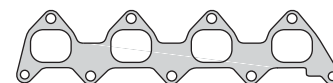
922930

R922930P

922910



922915



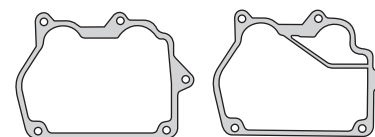
922917



922927

922918

922931



922933

922934



922932

922935

922937



G 8 x 2



G 44.5 x 51 x 6

G 29.74 x 3.53

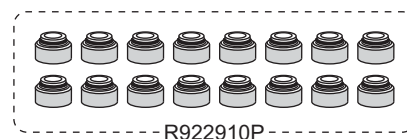


R922911P



R922912S

R910613P



R922910P

TOYOTA



Motor / Engine

Cm³

HP

Ø

Toyota: Starlet 1984/88

1E
(SOHC) 12V

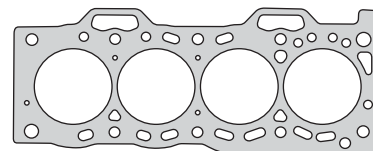
999

54

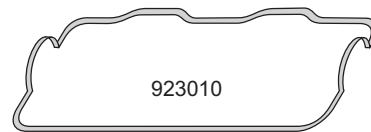
70.5



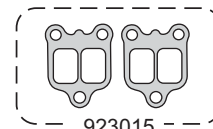
Nº OE	Descripción / Description	Mat.	Ref.
	Jgo. de juntas para motor	●	923000-R
	Junta tapa cilindros Ø 72.0 \pm 1.65	NFT 1	923007
	Jgo. tornillos tapa cilindros (6 HAS14038)		B923000
	Sellador líquido - caucho de silicona		TRN0085G
	Junta tapa válvulas	GS 1	923010
	Jgo. múltiple escape (2)	NFT 1	923015
	Múltiple admisión	NB 1	923017
	Salida de escape	FCH 1	923018
	Arandela con inserto tapa de válvulas	AC/GS 2	923033
	Dispositivo	AC 12	923027
	Bomba de nafta	NB 2	923028
	Guarnición goma G 55 x 2.30	GS 1	923032
	Guarnición goma G 37 x 46.5 x 5.10	GS 1	923037
	Guarnición goma G 43 x 51 x 6	GS 1	923038
	Arandela tapón cárter A 13 x 24 x 1.60	F 1	
	Arandela A 14.5 x 21 x 1.50 C	CU 1	
	O`ring G 10 x 1.60	GS 1	
	O`ring G 14.5 x 2.40	GS 1	
	Kit de retenes completo		R923000
	Jgo. retén válvulas (12)	P 1	R923010P
	Retén bancada 75 x 100 x 8.5	S 1	R923011S
	Retén distribución 35 x 49 x 6	S 2	R922912S



923007



923010



923015



923017



923018

923028

923032



923027



923033

923037

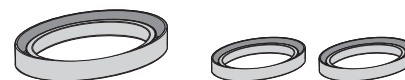
923038

A 14.5 x 21 x 1.5 C

G 10 x 1.60

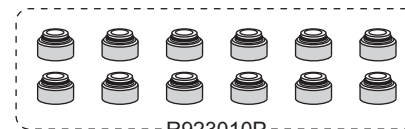
G 14.5 x 2.40

A 13x 24 x 1.60



R923011S

R922912S



R923010P

TOYOTA

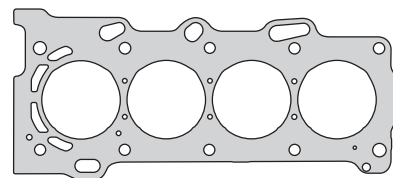


Motor / Engine	Cm ³	HP	Ø
4ZZ-FE	1398	97	79
3ZZ-FE	1598	110	79
1ZZ-FE (DOHC) 16V	1794	135/140	79

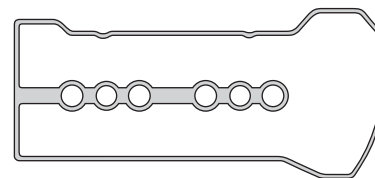
Toyota: Corolla 1999/..., Avensis 2000/...
Corolla Verso 2001/..., Rav 4 2000/04
Celica. MR2 Spider 1999/05
Matrix 2003/08



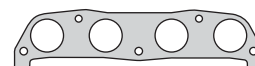
Nº OE	Descripción / Description	Mat.	Ref.
04111-22060	Jgo. de juntas para motor		923300-R
	Junta tapa cilindros Ø 81.0 \pm 1.30	NFT	923307
1.115.22040	Junta tapa cilindros Ø 80.0 \pm 0.60	MLS 1	923308
	Jgo. tornillos tapa cilindros (HAN12055/12100)		B923300
	Sellador líquido - caucho de silicona		TRN0085G
11213.22050	Junta tapa válvulas	GS 1	923310
	Bomba de agua G 70 x 3.5	GS 1	923314
13173.22010	Múltiple escape	MLS 1	923315
17171-22030	Múltiple admisión	GS 1	923317
	Salida de escape	GFT 1	923318
	Guarnición termostato	GS 1	923319
	Guarnición bomba de aceite	GS 1	923327
	Junta conexión de agua	SLS 1	923328
	Junta subida de aceite	SLS 1	923329
	Anillo fijación tapa de válvula	GS 2	923330
	Base termostato	GS 1	923331
	Junta cuerpo acelerador	GS/AC 1	923332
	Junta cuerpo acelerador	GS/AC 1	923333
	Junta chupador de aceite	SLS 1	923334
	Arandela A 25.3 x 33.8 x 0.6 A	AL 1	
	Arandela A 20 x 26 x 1.50 A	AL 1	
	Arandela A 14.5 x 18 x 1 C	CU 1	
	Arandela A 12.5 x 20 x 1.5 C	CU 1	
	Anillo G 37 x 49 x 7	GS 2	
	Anillo G 9 x 15.5 x 5.5	GS 4	
	O´ring G 9 x 2	GS 1	
	O´ring G 7 x 2	GS 4	
	Kit de retenes completo		R923300
	Jgo. retén válvulas (16)	V 1	R922810V
	Retén bancada 76 x 94 x 8.5	S 1	R923311S
ASWFWD FPM	Retén distribución 38 x 50 x 8	P 1	R923312P



923308



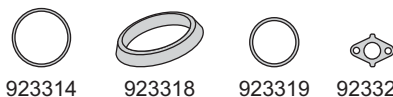
923310



923310



923317

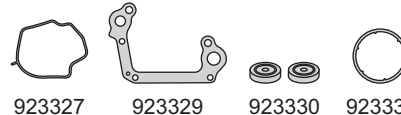


923314

923318

923319

923328



923327

923329

923330

923331



923332

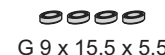
923334

923333



A 25.3 x 33.8 x 0.6 A

A 20 x 26 x 1.5 A



G 9 x 15.5 x 5.5



A 14.5 x 18 x 1.5 C

A 12.5 x 20 x 1.5 A



G 7 x 2

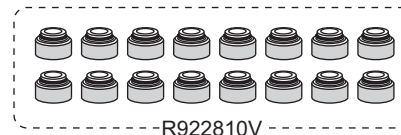
G 37 x 49 x 7

G 9 x 2



R923311S

R923312P



-R922810V-

TOYOTA

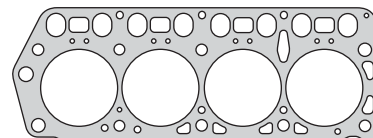


Motor / Engine	Cm³	HP	Ø
4Y	2237	94	91
4Y-EC (OHV) 8V	2237	98/101	91

Daihatsu: Rocky 1993/01
Toyota: Town Ace 1985/90, Hi-Lux 1989/93
 Van 1989/93, Lite-Ace 1992/95
 Dyna 200 1995/..., Forklift 2200
Volkswagen: Taro 1989/94



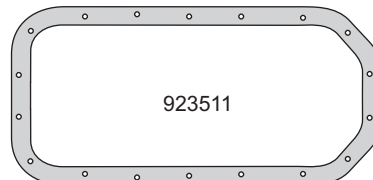
Nº OE	Descripción / Description	Mat.	Ref.
04111-78150-71	Jgo. de juntas para motor	●	923500-R
11115-73010	Junta tapa cilindros Ø 93.5 \times 1.76	NFT	1 923507
11213-72010	Junta tapa válvulas	GS	1 923510
	Junta para cárter	CG	1 923511
17172-73010	Múltiple admisión y escape	NFT	1 923516
	Salida escape	AC/F	2 923518
	Tapa distribución	NB	1 923512
	Placa distribución	NB	1 923513
	Junta brida	NB	1 923526
	Junta porta retén trasero cigüeñal	NB	1 923531
	Junta tapa árbol de levas	NB	1 923532
	Base filtro de aceite	NB	1 923534
	Base termostato	NB	1 923535
	Junta acople bomba nafta	NB	2 923528
	Brida	NB	2 923529
	Brida	NB	1 923530
	Anillo fijación tapa válvulas	AC/GS	4 923533
	Guarnición termostato	GS	1 923536
	Guarnición goma G 37 x 48 x 7	GS	1 923537
	Entre colectores múltiple admisión y escape	GFT	1 923538
	Arandela A 13 x 24 x 1.5	NB	1
	Kit de retenes completo		R923500
90913-02065	Jgo. retén válvulas (8)	P	1 R922510P
	Retén bancada trasera 80 x 100 x 8	V	1 R570011V
	Retén distribución 60 x 78 x 10	V	1 R950711V



923507



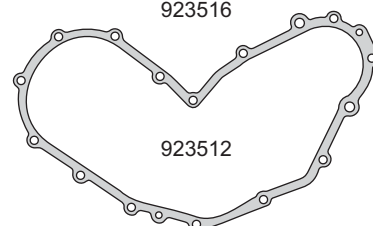
923510



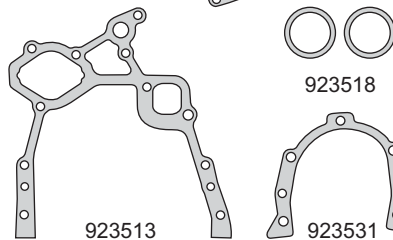
923511



923516



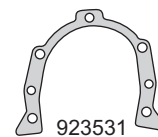
923512



923513



923518



923531



923532



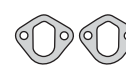
923534



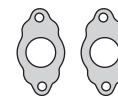
923535



923526



923528



923529



923530



923533



923536



923538



A 13 x 24 x 1.5 N



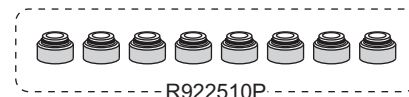
923537



R570011V



R950711V



R922510P

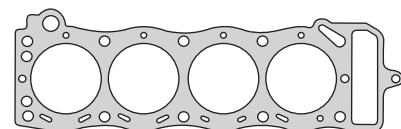
TOYOTA



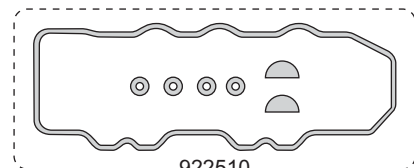
Motor / Engine **Cm³** **HP** **Ø**

22R **2366** **97** **91.9**
22REC **2366** **105** **91.9**
 (SOHC) 8V

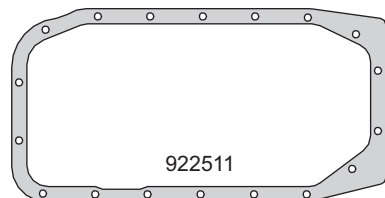
Toyota: Corona, Celica, Hi-Lux, 4 Runer
 1985/95



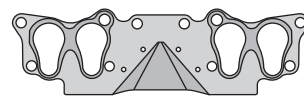
922505



922510



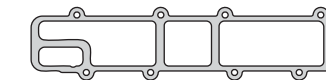
922511



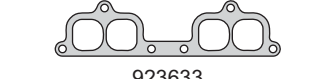
922514



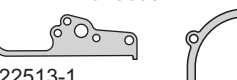
923615



922517



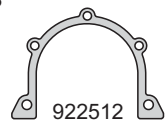
923632



923633



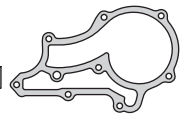
922513-1



922512



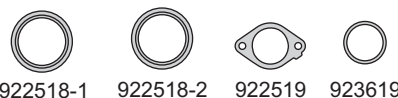
922513-2



922514



922513-3



922518-1

922518-2

922519

923619



920028

922533

922534

923634



922536

922539

922535

923636

922537

923637



923635

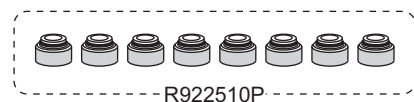
922538



R250211P



R952512S



R922510P

Nº OE	Descripción / Description	Mat.	Ref.
	Jgo. de juntas para motor		923600-R
	Junta tapa cilindros Ø 95.0 ±1.20	NFT	1 922505
	Jgo. tornillos tapa cilindros (6 HAS17038)		B922500
	Conj. junta tapa válvulas (7)	GS	1 922510
	Junta para cárter	CG	1 922511
	Tapa distribución	CB	1 922512
	Junta tapa de distribución	CB	1 922513-1
	Junta tapa de distribución	CB	1 922513-2
	Junta tapa de distribución	CB	1 922513-3
	Bomba de agua	CB	1 922514
	Jgo. múltiple escape (2)	NFT	1 923615
	Múltiple admisión	NB	1 922517
	Junta tubo escape	NFT	922518-1
	Junta tubo escape	NFT	922518-2
	Junta termostato	NH	922519
	Junta termostato	GS	1 923619
	Bomba nafta	CB	920028
	Junta separador de aceite tapa de válvulas	NB	1 923632
	Junta tubo de entrada válvula EGR	NB	1 922533
	Junta múltiple admisión para F.I	NB	1 923633
	Junta válvula EGR	NB	1 922534
	Junta cuerpo de aceleración	NB	1 923634
	Junta tapa lateral de cabeza	NFT	1 922535
	Junta tapa inferior múltiple de admisión	NB	923635
	Junta válvula EGR para Pick Up	NB	1 922536
	Junta válvula EGR a monoblock	NB	1 923636
	Junta inyector a cámara de turbulencia	NH	922537
	Junta tapa inferior múltiple de admisión	GS	1 923637
	Junta placa reguladora de agua a monoblock	NB	1 922538
	Junta	NB	1 922539
	O'ring G 7.65 x 1.78	GS	1
	O'ring G 107.67 x 1.78	GS	1
	Arandela A 14 x 24 x 2 C	CU	1
	Arandela A 26 x 38 x 2.5 F	F	
	Kit de retenes completo		R922500
	Jgo. retén válvulas (8)	P	1 R922510P
	Retén bancada 80 x 100 x 10	P	1 R250211P
	Retén distribución 45 x 68 x 7	S	1 R922512S

TOYOTA



Motor / Engine

Cm³

HP

Ø

1SZ-FE
(DOHC) 16V

998

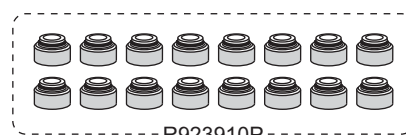
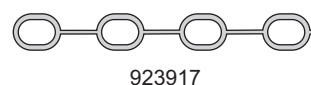
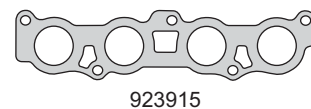
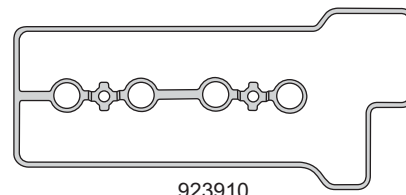
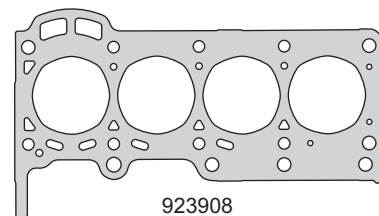
68

69

Toyota: Yaris 1999/03



Nº OE	Descripción / Description	Mat.	Ref.
	Jgo. de juntas para motor		923900-R MLS
	Junta tapa cilindros Ø 70.0 ± 0.30	MLS 1	923908
	Jgo. tornillos tapa cilindros (HAN09100)		B923900
	Sellador líquido - caucho de silicona		TRN0085G
	Junta tapa válvulas	GS 1	923910
	Bomba de agua	SLS 1	923914
	Múltiple escape	AC 1	923915
	Múltiple admisión	GS 1	923917
	Salida de escape	GFT 1	923918
	Junta	SLS 1	923931
	Arandela con inserto tapa de válvulas	GS/AC 2	923933
	Junta sello	GS 1	923934
	Guarnición goma	GS 1	923935
	Guarnición goma G 47 x 54.5 x 6.20	GS 1	923938
	Anillo G 37 x 49 x 7.40	GS 1	
	Anillo G 9 x 16 x 5.5	GS 4	
	Arandela A 12.5 x 21 x 1 A	AL 1	
	Arandela A 15 x 20 x 1 A	AL 1	
	O`ring G 7.65 x 1.78	GS 4	
	O`ring G 50.39 x 3.53	GS 1	
	O`ring G 55 x 5.8	GS 1	
	Kit de retenes completo		R923900
	Jgo. retén válvulas (16)	P 1	R923910P
	Retén bancada 74 x 89 x 8.5	S 1	R923911S
	Retén distribución 35 x 49 x 6	S 1	R922912S

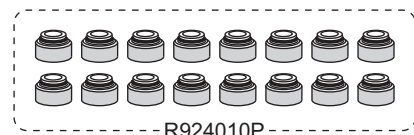
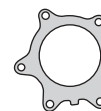
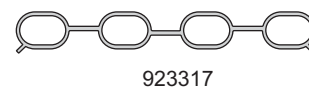
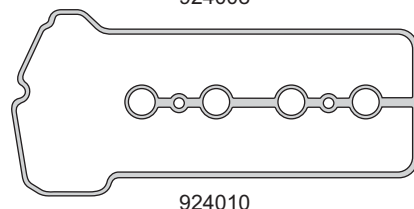
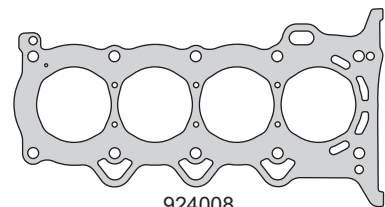


TOYOTA



Motor / Engine	Cm ³	HP	Ø
2NZ-FE	1298	85	75
1NZ-FE (DOHC) 16V	1497	106	75

Toyota: Corolla 2000/07, Echo Verso 2001/05
Yaris 2001/...



Nº OE	Descripción / Description	Mat.	Ref.
	Jgo. de juntas para motor		● 924000-R MLS
	Junta tapa cilindros Ø 76.0 ± 0.60	MLS	1 924008
	Jgo. tornillos tapa cilindros (HAN09100)		B924000
	Sellador líquido - caucho de silicona	GS	1 TRN0085G
	Junta tapa válvulas	SLS	1 924010
	Bomba de agua	AC	1 924014
	Múltiple escape	GS	1 924015
	Múltiple admisión	GFT	1 923317
	Salida de escape	GS	1 924018
	Guarnición bomba de aceite	SLS	1 923327
	Junta conexión agua	SLS	1 923328
	Junta brida	GS	1 924031
	Guarnición goma G 43 x 2.40	GS/AC	2 924032
	Arandela con inserto tapa de válvulas	GS	1 923933
	Guarnición goma G 31 x 2.40	GS	1 924035
	Guarnición goma G 52 x 60 x 6	GS	1 924038
	Anillo G 37 x 49 x 7.40	GS	4
	Anillo G 9 x 16 x 5.5	AL	1
	Arandela A 12.5 x 21 x 1 A	AL	1
	Arandela A 15 x 20 x 1 A	AL	1
	Arandela A 20 x 26 x 1 A	GS	4
	O`ring G 7.65 x 1.78	GS	1
	O`ring G 9.25 x 1.78	GS	2
	O`ring G 20.3 x 2.62		
	Kit de retenes completo	P	1 R924000
	Jgo. retén válvulas (16)	S	1 R924010P
	Retén bancada 75 x 107 x 8	S	1 R924011S
	Retén distribución 25.5 x 37.5 x 6		R924012S

TOYOTA



Motor / Engine **Cm³** **HP** **Ø**

1N **1453** **54** **74**

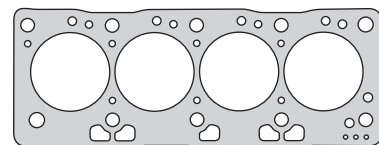
(SOHC) 8V

Toyota: Starlet D 1987/96

DIESEL



Nº OE	Descripción / Description	Mat.	Ref.
	Jgo. de juntas para motor		● 924100-R MLS
	Junta tapa cilindros Ø 75.5 \pm 1.45 N.R.	MLS	924108-1M
	Junta tapa cilindros Ø 75.5 \pm 1.55 N.R.	MLS	924108-2M
	Junta tapa cilindros Ø 75.5 \pm 1.65 N.R.	MLS	1 924108
	Jgo. tornillos tapa cilindros (HAD12038)		B904100
	Sellador líquido - caucho de silicona TRN		TRN0085G
	Junta tapa válvulas	GS	1 924110
	Cogotera cárter	GS	1 924111-1
	Múltiple escape	AC	1 924115
	Múltiple admisión	NB	1 924117
	Salida de escape	FCH	1 923018
	Junta termostato	NB	1 924119
	Junta	NB	1 924131
	Junta	NB	1 924133
	Guarnición goma G 43 x 51 x 6	GS	1 923038
	Arandela tapón cárter A 12 x 21 x 2 F	F	1
	Arandela tapón cárter A 12 x 23 x 2 F	F	1
	Arandela A 8 x 11 x 1 A	AL	4
	Anillo G 37 x 49 x 7.40	GS	1
	O`ring G 31.34 x 3.53	GS	1
	O`ring G 67.95 x 2.62	GS	1
	Kit de retenes completo		R924100
	Jgo. retén válvulas (8)	P	1 R924110P
	Retén bancada 80 x 100 x 8.5	S	1 R924111S
	Retén distribución 35 x 49 x 6	S	1 R922912S
	Retén árbol de levas 38 x 50 x 6	S	1 R920413S



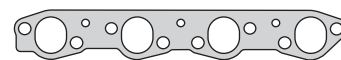
924108



924110



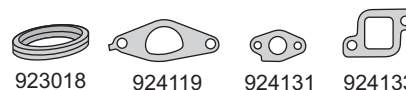
924111-1



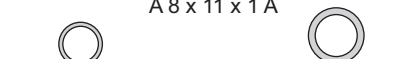
924110



924115



924117



923018

924119

924131

924133

A 12 x 21 x 2 F

A 12 x 23 x 2 F

923038

A 8 x 11 x 1 A

G 31.34 x 3.53

G 37 x 49 x 7.40

G 67.95 x 2.62

G 67.95 x 2.62

G 67.95 x 2.62

G 67.95 x 2.62

G 67.95 x 2.62

G 67.95 x 2.62

G 67.95 x 2.62

G 67.95 x 2.62

G 67.95 x 2.62

G 67.95 x 2.62

G 67.95 x 2.62

G 67.95 x 2.62

G 67.95 x 2.62

G 67.95 x 2.62

G 67.95 x 2.62

G 67.95 x 2.62

G 67.95 x 2.62

G 67.95 x 2.62

G 67.95 x 2.62

G 67.95 x 2.62

G 67.95 x 2.62

G 67.95 x 2.62

G 67.95 x 2.62

G 67.95 x 2.62

G 67.95 x 2.62

G 67.95 x 2.62

G 67.95 x 2.62

G 67.95 x 2.62

G 67.95 x 2.62

G 67.95 x 2.62

G 67.95 x 2.62

G 67.95 x 2.62

G 67.95 x 2.62

G 67.95 x 2.62

G 67.95 x 2.62

G 67.95 x 2.62

G 67.95 x 2.62



R922912S



R920413S



R924110P

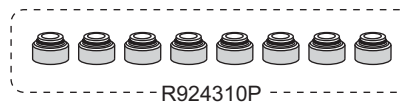
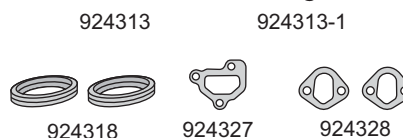
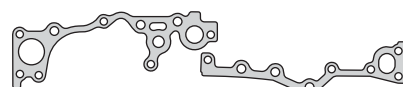
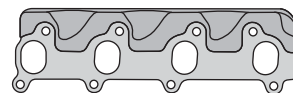
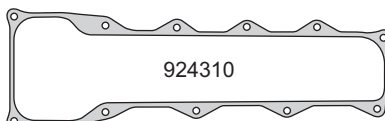
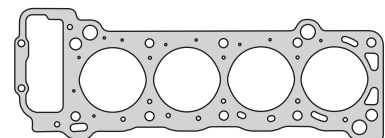
TOYOTA



Motor / Engine **Cm³** **HP** **Ø**

1RZ/1RZ-E
(SOHC) 8V **1998** **101** **86**

Toyota: Hi-Ace 1989/...



Nº OE	Descripción / Description	Mat.	Ref.
	Jgo. de juntas para motor		924300-R
	Junta tapa cilindros Ø 88.0 ± 1.65	NFT 1	924307
	Jgo. tornillos tapa cilindros		B924300
	Sellador líquido - caucho de silicona		TRN0085G
	Junta tapa válvulas	GS 1	924310
	Junta distribución	SLS 1	924313
	Junta distribución	SLS 1	924313-1
	Múltiple de escape	NFT 1	924315
	Múltiple admisión	SLS 1	924317
	Salida de escape	FCH 2	924318
	Bomba de aceite	NB 1	924327
	Bomba de nafta	NB 2	924328
	Junta	SLS 2	924332
	Junta	NB 1	924333
	Junta sello	GS 1	923934
	Junta	SLS 2	924336
	Guarnición goma G 37 x 46.5 x 5.10	GS 1	923037
	Guarnición goma G 52 x 60 x 6	GS 2	924038
	Junta	NB 1	924339
	Junta	NB 1	924340
	Arandela tapón cárter A 28 x 35.5 x 2	AL/F 1	
	O'ring G 15.54 x 2.62	GS 1	
	O'ring G 69 x 3.10	GS 1	
	Arandela A 12.50 x 21 x 1.50	AL 2	
	Kit de retenes completo		R924300
	Jgo. retén válvulas (8)	P 1	R924310P
	Retén bancada 88 x 106 x 9	S 1	R924311S
	Retén distribución 48 x 68 x 7	S 1	R924312S

TOYOTA



Motor / Engine **Cm³** **HP** **Ø**

1DZ II
(OHV) 8V

1998

54

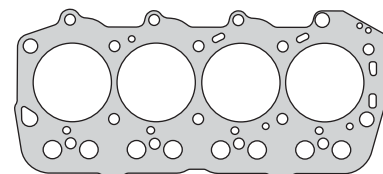
86

Toyota: Autoelevador 1995/00

DIESEL



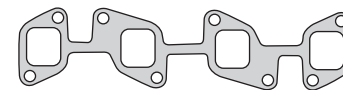
Nº OE	Descripción / Description	Mat.	Ref.
	Jgo. de juntas para motor		924400-R MLS
	Junta tapa cilindros Ø 87.5 ± 0.85	MLS 1	924408
	Sellador líquido - caucho de silicona		TRN0085G
	Junta tapa válvulas	GS 1	924410
	Múltiple escape	FCH 1	924415
	Múltiple admisión	MLS 1	924417
	Junta termostato	SLS 1	924419
	Junta	SLS 1	924431
	Arandela con inserto tapa de válvulas	GS/AC 4	924433
	Porta retén bancada trasera	NB 1	924434
	Junta	NFT 1	924435
	Arandela tapón cárter A 25 x 35.5 x 2	F 1	
	Arandela espiralada A 7.8 x 10.5 x 1.60 C	CU 4	
	Arandela A 10.5 x 17 x 1 C	CU 1	
	Anillo G 37 x 49 x 7.40	GS 1	
	O`ring G 34 x 3	GS 2	
	O`ring G 122 x 3	GS 1	
	Kit de retenes completo		R924400
	Jgo. retén válvulas (8)	P 1	R924410P
	Retén bancada 95 x 115 x 8.5	S 1	R924411S
	Retén distribución 45 x 62 x 9	S 1	R924412S



924408



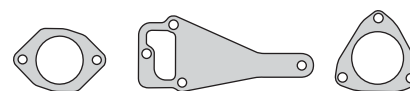
924410



924415



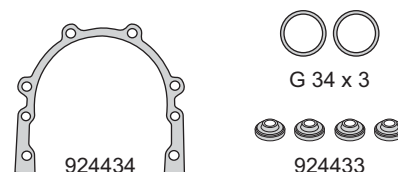
924417



924431

924419

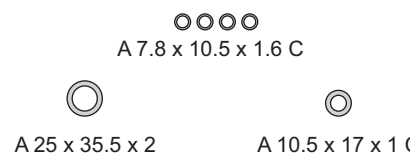
924435



924434

G 34 x 3

924433



A 7.8 x 10.5 x 1.6 C

A 25 x 35.5 x 2

A 10.5 x 17 x 1 C

G 37 x 49 x 7.40

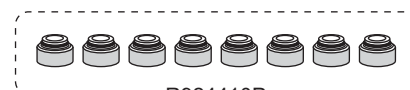
G 122 x 3



R924411S



R924412S



R924410P

TOYOTA



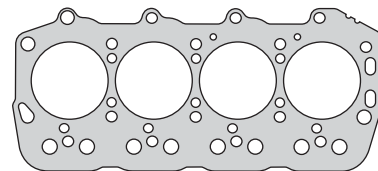
Motor / Engine **Cm³** **HP** **Ø**

1DZ **1998** **52** **86**

(OHV) 8V

Toyota: Autoelevador 1998/05

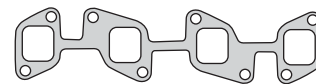
DIESEL



924508



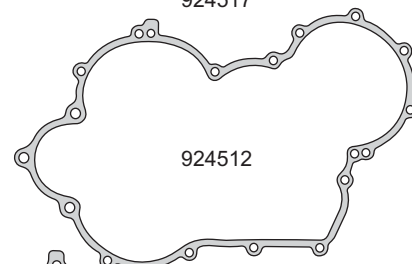
924410



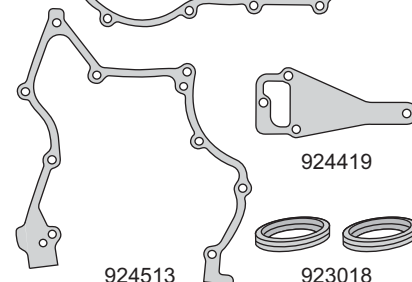
924415



924517



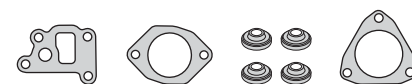
924512



924419

924513

923018

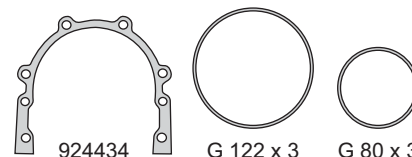


924527

924431

924433

924535



924434

G 122 x 3

G 80 x 3



G 37 x 49 x 7.4

A 25 x 35.5 x 2 F



G 34 x 3



A 7.8 x 10.5 x 1.6 C

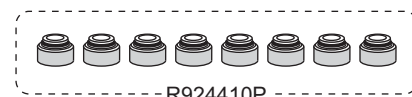
A 10.5 x 17 x 1 C



R924411S



R924412S



R924410P

Nº OE	Descripción / Description	Mat.	Ref.
	Jgo. de juntas para motor		924500-R MLS
	Junta tapa cilindros Ø 87.0 ± 1.40	MLS	1 924508
	Sellador líquido - caucho de silicona		TRN0085G
	Junta tapa válvulas	GS	1 924410
	Junta distribución	NB	1 924512
	Tapa distribución	NB	1 924513
	Múltiple escape	FCH	1 924415
	Múltiple admisión	MLS	1 924517
	Salida de escape	FCH	2 923018
	Junta termostato	SLS	1 924419
	Junta bomba aceite	SLS	1 924527
	Junta	SLS	1 924431
	Junta	NB	1 924535
	Arandela con inserto tapa de válvulas	GS/AC	4 924433
	Porta retén bancada trasera	NB	1 924434
	Arandela tapón cárter A 25 x 35.5 x 2 F	F	1
	Arandela espiralada A 7.8 x 10.5 x 1.6 C	CU	4
	Arandela A 10.5 x 17 x 1 C	CU	1
	Anillo G 37 x 49 x 7.4	GS	1
	O`ring G 34 x 3	GS	2
	O`ring G 80 x 3	GS	1
	O`ring G 122 x 3	GS	1
	Kit de retenes completo		R924400
	Jgo. retén válvulas (8)	P	1 R924410P
	Retén bancada 95 x 115 x 8.5	S	1 R924411S
	Retén distribución 45 x 62 x 9	S	1 R924412S

TOYOTA



Motor / Engine



Cm³

HP

Ø

Toyota: Yaris 2003/...

1SZ-FE
(DOHC) 16V

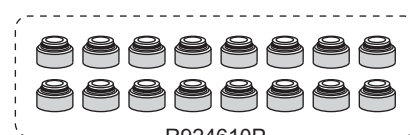
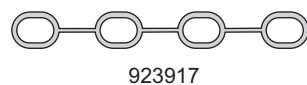
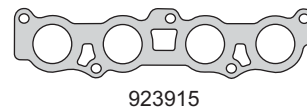
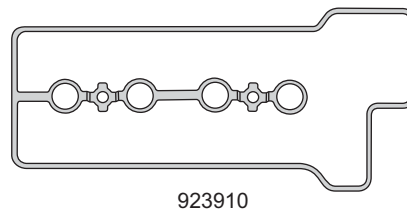
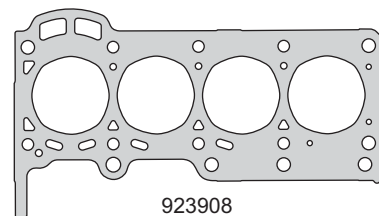
998

68

69



Nº OE	Descripción / Description	Mat.	Ref.
	Jgo. de juntas para motor		924600-R MLS
	Junta tapa cilindros Ø 70.0 ± 0.30	MLS 1	923908
	Jgo. tornillos tapa cilindros (HAN09100)		B923900
	Sellador líquido - caucho de silicona		TRN0085G
	Junta tapa válvulas	GS 1	923910
	Bomba de agua	SLS 1	923914
	Múltiple escape	AC 1	923915
	Múltiple admisión	GS 1	923917
	Junta	SLS 1	923931
	Arandela con inserto tapa de válvulas	GS/AC 2	923933
	Junta sello	GS 1	923934
	Guarnición goma	GS 1	923935
	Guarnición goma G 47 x 54.5 x 6.20	GS 1	923938
	Anillo G 37 x 49 x 7.40	GS 1	
	Anillo G 9 x 16 x 5.50	GS 4	
	Arandela A 12.5 x 21 x 1 A	AL 1	
	Arandela A 15 x 20 x 1 A	AL 1	
	O`ring G 7.65 x 1.78	GS 4	
	O`ring G 50.39 x 3.53	GS 1	
	O`ring G 55 x 5.8	GS 1	
	Kit de retenes completo		R924600
	Jgo. retén válvulas (16)	P 1	R924610P
	Retén bancada 74 x 89 x 8.5	S 1	R923911S
	Retén distribución 35 x 49 x 6	S 1	R922912S



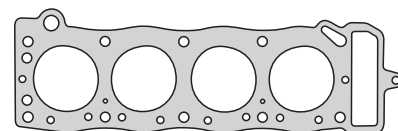
TOYOTA



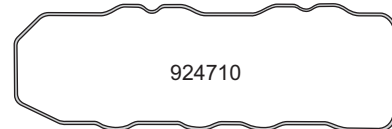
Motor / Engine **Cm³** **HP** **Ø**

21R-U
(SOHC) 8V **1972** **105** **84**

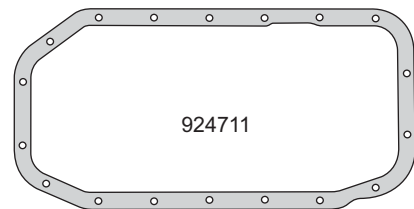
Toyota: Mark II, Corona, Carina, Hi-Ace
Camry, Cressida, Celica 1979/83



924707



924710



924711



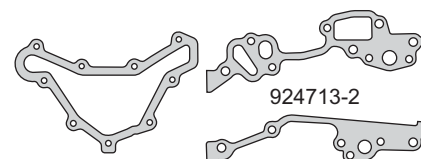
924717



924712

924714

924318



924713

924713-1

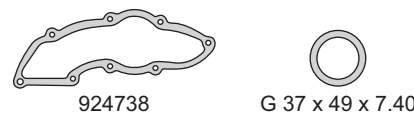


924719

924328

924735

924737



924738

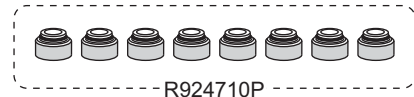
G 37 x 49 x 7.40

A 18 x 29 x 2 F



R924711S

R924712S



R924710P

Nº OE	Descripción / Description	Mat.	Ref.
	Jgo. de juntas para motor		924700-R
	Junta tapa cilindros Ø 86.0 ± 1.65	NFT	1 924707
	Junta tapa válvulas	GS	1 924710
	Junta para cárter	CG	1 924711
	Tapa distribución	NB	1 924712
	Junta distribución	NB	1 924713
	Junta distribución	NB	1 924713-1
	Junta distribución	NB	1 924713-2
	Bomba de agua	NB	1 924714
	Múltiple admisión	NB	1 924717
	Salida de escape	FCH	2 924318
	Junta termostato	NB	1 924719
	Bomba nafta	NB	2 924328
	Junta	NB	1 924735
	Junta brida	NB	1 924737
	Junta	NB	1 924738
	Arandela tapón cárter A 18 x 29 x 2 F	F	1
	Anillo G 37 x 49 x 7.4	GS	1
	Kit de retenes completo		R924700
	Jgo. retén válvulas (8)	P	1 R924710P
	Retén bancada 80 x 100 x 12	S	1 R924711S
	Retén distribución 45 x 68 x 12	S	1 R924712S

TOYOTA



Motor / Engine **Cm³** **HP** **Ø**

20R
(SOHC) 8V **2189** **100** **88.5**

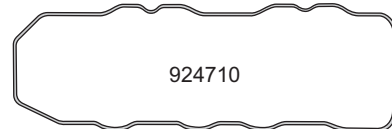
Toyota: Dyna, Celica, Hi-Lux, Coaster
Corona, Pick Up 1974/80



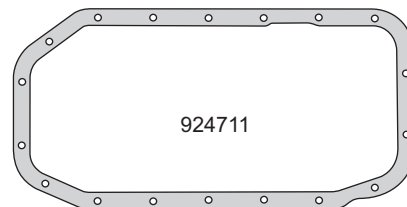
Nº OE	Descripción / Description	Mat.	Ref.
	Jgo. de juntas para motor		924800-R
	Junta tapa cilindros Ø 91.0 \pm 1.65	NFT	1 924807
	Junta tapa válvulas	GS	1 924710
	Junta para cárter	CG	1 924711
	Tapa distribución	NB	1 924712
	Junta distribución	NB	1 924713
	Junta distribución	NB	1 924713-1
	Junta distribución	NB	1 924713-2
	Junta distribución	NB	1 924813
	Bomba de agua	NB	1 924714
	Múltiple admisión	NB	1 924817
	Salida de escape	FCH	1 924818
	Junta termostato	NB	1 924719
	Junta carburador	NB	1 924825
	Junta carburador	NB	1 924826
	Bomba nafta	NB	2 924328
	Guarnición	FIE	1 924830
	Guarnición	FIE	1 924831
	Junta	FCH	1 924834
	Junta	NB	1 924735
	Junta brida	NB	1 924737
	Junta	NB	2 924839
	Arandela tapón cárter A 25 x 35.5 x 2	F	1
	Arandela A 31.5 x 41 x 1.6 F	F	2
	O´ring G 42 x 3	GS	1
	Kit de retenes completo		R924700
	Jgo. retén válvulas (8)	P	1 R924710P
	Retén bancada 80 x 100 x 12	S	1 R924711S
	Retén distribución 45 x 68 x 12	S	1 R924712S



924807



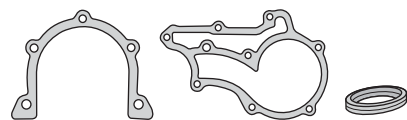
924710



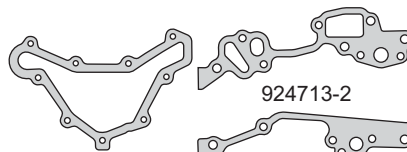
924711



924817



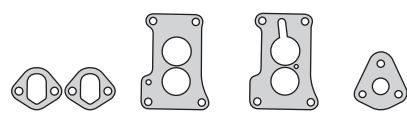
924712 924714 924818



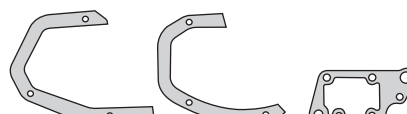
924713 924713-1



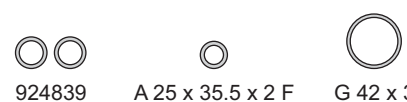
924813 924719 924737



924328 924825 924826 924834



924830 924831 924735



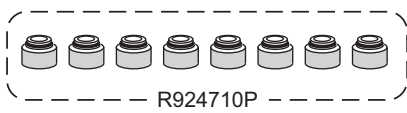
924839 A 25 x 35.5 x 2 F G 42 x 3



A 31.5 x 41 x 1.6 F



R924711S R924712S



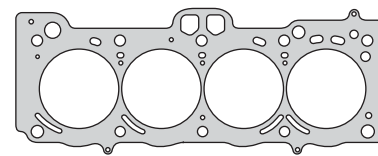
R924710P

TOYOTA

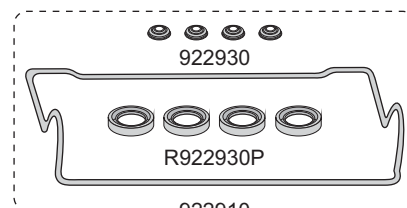


Motor / Engine	Cm ³	HP	Ø
4A-FE	1587	110	81
7A-FE (DOHC) 16V	1762	115/121	81

Toyota: Spacio 1998/99
Corolla 1992/95, Corolla DX/LE 1993/97
Celica 1993/99, Corolla CE 1997/...



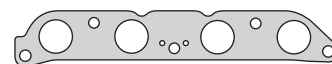
924908



922930

R922930P

922910



922915



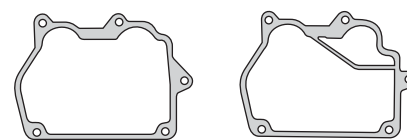
922917



922927

922918

922931



922933

922934



922932

G 8 x 2

922937



G 28.5 x 3.15

G 29.74 x 3.53

G 44.5 x 51 x 6



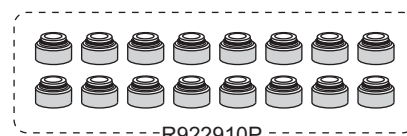
R922911P



R922912S



R910613P



R922910P

Nº OE	Descripción / Description	Mat.	Ref.
	Jgo. de juntas para motor		924900-R MLS
11115-16120	Junta tapa cilindros Ø 82.0 ± 0.40	MLS	1 924908
	Jgo. tornillos tapa cilindros (HAD10038)		B922900
	Sellador líquido - caucho de silicona		TRN0085G
11213-15070	Conj. junta tapa válvula (9)	GS	1 922910
17173-02030	Múltiple escape	AC	1 922915
17171-15030	Múltiple admisión	NB	1 922917
	Salida de escape	FCH	2 922918
	Válvula EGR	GFT	1 922927
	Arandela con inserto tapa de válvulas	GS/AC	4 922930
	Anillo cierre inyector	P	4 R922930P
	Junta	NB	1 922931
22271-15020	Junta válvula mariposa	NB	1 922932
17176-15010	Junta filtro aire	NB	1 922933
	Junta filtro aire	NB	1 922934
	Junta	NB	1 922937
	Anillo G 44.5 x 51 x 6	GS	1
	Oring G 8 x 2	GS	4
	Oring G 28.5 x 3.15	GS	1
	Oring G 29.74 x 3.53	GS	1
	Kit de retenes completo		R922900
	Jgo. retén válvulas (16)	P	1 R922910P
	Retén bancada 70 x 92 x 8.5	P	R922911P
	Retén distribución 35 x 49 x 6	S	1 R922912S
	Retén árbol de levas 32 x 46 x 6	P	R910613P

TOYOTA



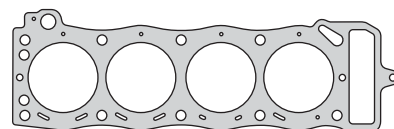
Motor / Engine Cm³ HP Ø

22R/22REC (SOHC) 8V 2366 100 92

Toyota: Dyna, Coaster, Hi lux 1980/84



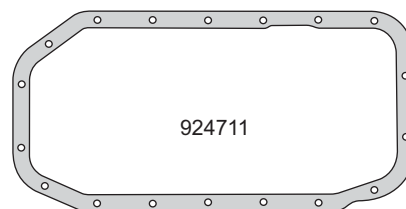
Nº OE	Descripción / Description	Mat.	Ref.
	Jgo. de juntas para motor	●	925000-R
	Junta tapa cilindros Ø 93.0 \pm 1.65	NFT	1 925007
	Junta tapa válvulas	GS	1 924710
	Junta para cárter	CG	1 924711
	Tapa distribución	NB	1 924712
	Junta distribución	NB	1 924713-1
	Junta distribución	NB	1 924713-2
	Bomba de agua	NB	1 924714
	Bomba de agua	GS	1 925014
	Múltiple admisión	NB	1 925017
	Salida de escape	FCH	1 924518
	Salida de escape	FCH	1 924818
	Salida de escape	FCH	1 925018
	Junta termostato	NB	1 925019
	Bomba nafta	NB	2 925028
	Guarnición	FIE	1 924830
	Guarnición	FIE	1 924831
	Junta	NB	1 924735
	Guarnición medialuna árbol levas	GS	2 925037
	Arandela tapón cárter A 18 x 29 x 2 F	F	1
	Anillo G 37 x 49 x 7.40	GS	1
	Kit de retenes completo		R924700
	Jgo. retén válvulas (8)	P	1 R924710P
	Retén bancada 80 x 100 x 12	S	1 R924711S
	Retén distribución 45 x 68 x 12	S	1 R924712S



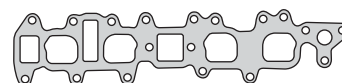
925007



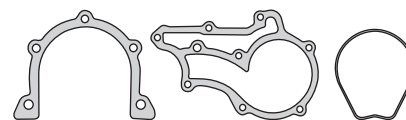
924710



924711



925017



924712

924714

925014



924713-2



924518



924713-1



924818



925018



925019

925028

924735

925037



924830

A 18 x 29 x 2

924831



G 37 x 49 x 7.40



R924711S



R924712S



R924710P

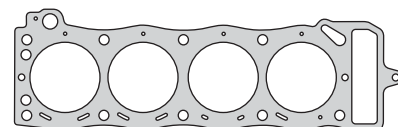
TOYOTA



Motor / Engine **Cm³** **HP** **Ø**

22R/22REC
(SOHC) 8V **2366** **100** **92**

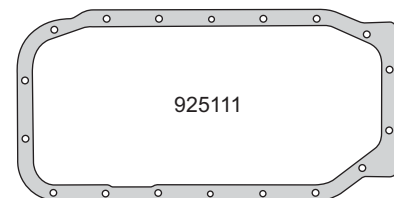
Toyota: Celica, Corona, Pick Up, Coaster
Hi-Lux 1982/84



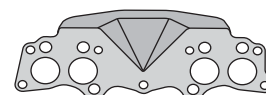
925107




925110



925111



925115



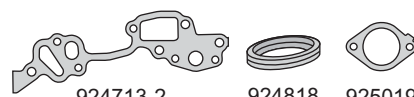
925017



924712

924714

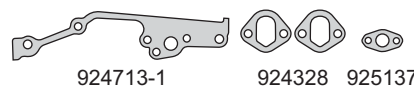
924318



924713-2

924818

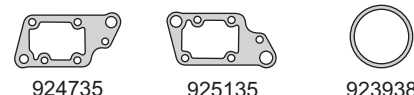
925019



924713-1

924328

925137



924735

925135

923938



924738

G 37 x 49 x 7.40

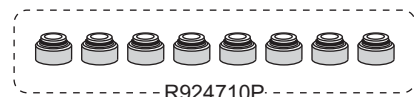
A 18 x 29 x 2 F

G 8 x 2



R250211S

R925112S



R924710P

Nº OE	Descripción / Description	Mat.	Ref.
	Jgo. de juntas para motor		925100-R
	Junta tapa cilindros Ø 93.0 x 1.65	NFT	1 925107
	Junta tapa válvulas	GS	1 925110
	Junta para cárter	CG	1 925111
	Tapa distribución	NB	1 924712
	Junta distribución	NB	1 924713-1
	Junta distribución	NB	1 924713-2
	Bomba de agua	NB	1 924714
	Múltiple escape	NFT	1 925115
	Múltiple admisión	NB	1 925017
	Salida de escape	FCH	2 924318
	Salida de escape	FCH	1 924818
	Junta termostato	NB	1 925019
	Bomba nafta	NB	2 924328
	Junta	NB	1 924735
	Junta	NB	1 925135
	Junta brida	NB	1 925137
	Guarnición goma G 47 x 54.5 x 6.20	GS	1 923938
	Junta	NB	1 924738
	Arandela tapón cárter A 18 x 29 x 2 F	F	1
	Anillo G 37 x 49 x 7.4	GS	1
	O´ring G 8 x 2	GS	4
	Kit de retenes completo		R924700
	Jgo. retén válvulas (8)	P	1 R924710P
	Retén bancada 80 x 100 x 10	S	1 R250211S
	Retén distribución 45 x 68 x 12	S	1 R924712S

TOYOTA



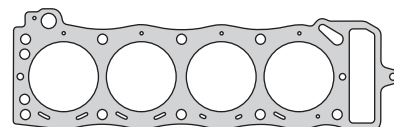
Motor / Engine **Cm³** **HP** **Ø**

22R
(SOHC) 8V **2367** **100** **92**

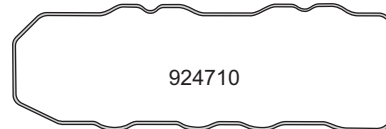
Toyota: Celica, Corona, Pick Up



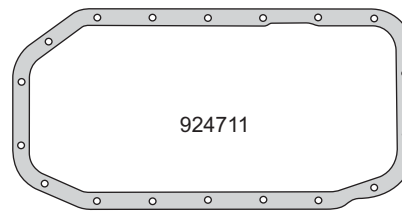
Nº OE	Descripción / Description	Mat.	Ref.
	Jgo. de juntas para motor	●	925200-R
	Junta tapa cilindros Ø 93.0 x 1.65	NFT	1 925007
	Junta tapa válvulas	GS	1 924710
	Junta para cárter	CG	1 924711
	Tapa distribución	NB	1 924712
	Junta distribución	NB	1 924713-1
	Junta distribución	NB	1 924713-2
	Bomba de agua	NB	1 924714
	Múltiple admisión	NB	1 924717
	Salida de escape	FCH	1 924518
	Salida de escape	FCH	1 924818
	Salida de escape	FCH	1 925018
	Junta termostato	NB	1 925019
	Bomba nafta	NB	2 925028
	Junta	NB	1 924735
	Guarnición	FIE	1 924830
	Guarnición	FIE	1 924831
	Arandela tapón cárter A 18 x 29 x 2 F	F	1
	Anillo G 37 x 49 x 7.40	GS	1
	Kit de retenes completo		R924700
	Jgo. retén válvulas (8)	P	1 R924710P
	Retén bancada 80 x 100 x 12	S	1 R924711S
	Retén distribución 45 x 68 x 12	S	1 R924712S



925007



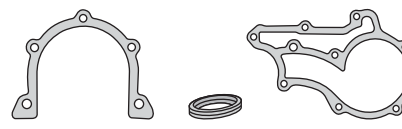
924710



924711



924712



924712

924518

924714



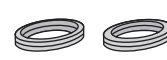
924713-2



925019



924713-1



924818

925018



924735

A 18 x 29 x 2 F



925028



924830



G 37 x 49 x 7.40



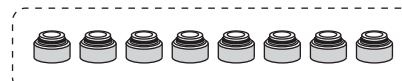
924831



R924711S



R924712S



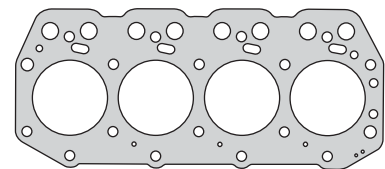
R924710P

TOYOTA

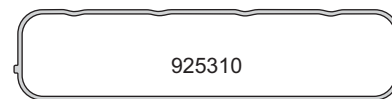


Motor / Engine	Cm ³	HP	Ø
1Z 5FD/F	2953	59	96
DIESEL			

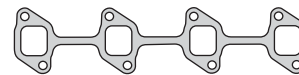
Toyota: Tractor 6F, Autoelevador



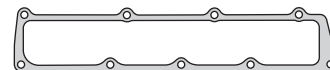
925307



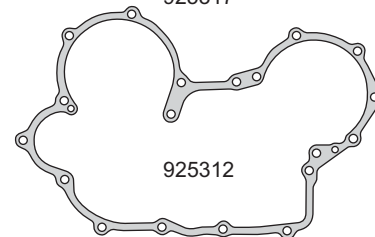
925310



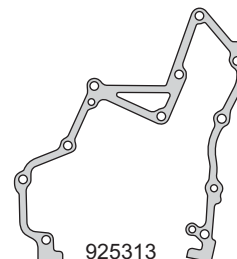
925315



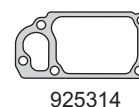
925317



925312



925313



925314



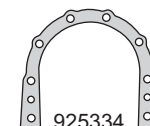
925319



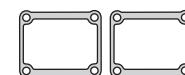
924518



925327



925334



925330



G 82 x 3



G 34 x 3



G 135 x 3



924433



A 25 x 36 x 1.90



G 17 x 24.5 x 9



G 37 x 49 x 7.40



G 17 x 25 x 14



A 7 x 17 x 2.60



R925311S



R925312S



R925310P

Nº OE	Descripción / Description	Mat.	Ref.
	Jgo. de juntas para motor		925300-R
	Junta tapa cilindros Ø 97.5 ± 1.70	NFT	1 925307
	Sellador líquido - caucho de silicona		TRN0085G
	Junta tapa válvulas	GS	1 925310
	Junta distribución	NB	1 925312
	Placa distribución	NB	1 925313
	Bomba de agua	SLS	1 925314
	Múltiple escape	NFT	1 925315
	Múltiple admisión	SLS	1 925317
	Salida de escape	FCH	2 924518
	Soporte bomba de agua	SLS	1 925319
	Junta bomba de aceite	SLS	1 925327
	Junta	SLS	2 925330
	Arandela con inserto tapa de válvulas	AC/GS	4 924433
	Porta retén bancada trasera	NB	1 925334
	Anillo G 37 x 49 x 7.40	GS	1
	Arandela tapón cárter A 25 x 36 x 1.90	F	1
	Arandela A 7 x 17 x 2.60	CU	4
	Anillo G 17 x 25 x 14	GS	4
	Anillo G 17 x 24.5 x 9	GS	1
	O´ring G 34 x 3	GS	1
	O´ring G 82 x 3	GS	1
	O´ring G 135 x 3	GS	1
	Kit de retenes completo		R925300
	Jgo. retén válvulas (8)	P	1 R925310P
	Retén bancada 95 x 115 x 8.5	S	1 R925311S
	Retén distribución 55 x 77 x 8.5	S	1 R925312S

TOYOTA



Motor / Engine **Cm³** **HP** **Ø**

1KD-FTV
(DOHC) 16V

2982

163

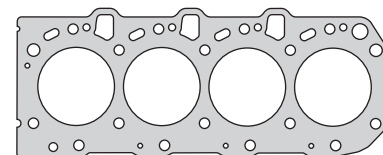
96

Toyota: Hi-Lux TD 2005/...

DIESEL



Nº OE	Descripción / Description	Mat.	Ref.
	Jgo. de juntas para motor		925400-R MLS
	Junta tapa cilindro Ø 97.5 ± 0.75	MLS 1	925408
	Jgo. tornillos tapa cilindros (HAD14038)		B922300
	Sellador líquido - caucho de silicona		TRN0085G
	Junta tapa válvulas	GS 1	925410
	Junta bomba y derivador agua	SLS 1	925414
	Múltiple escape	AC 1	925415
	Múltiple admisión	SLS 1	925417
	Salida escape	GFT 1	925418
	Junta base bomba aceite	GS 1	925427
	Junta enfriador y base filtro aceite	SLS 1	925429
	Junta acople admisión	AC 1	925430
	Junta capuchón de bujías	P 4	R922330P
	Junta escape turbo	SLS 1	925431
	Junta cierre admisión	SLS 2	925432
	Junta calefactor	SLS 2	922333
	Junta entrada turbo	AC 1	925434
	Junta entrada aceite a turbo	SLS 1	925435
	Junta recirculador aceite a turbo	SLS 1	925437
	Junta unión caño circulación	SLS 1	922338
	Guarnición goma	GS 1	925438
	Junta retorno agua a bomba	SLS 1	922340
	Junta acople cañería agua	SLS 1	925441
	Junta unión cañería aceite block	SLS 1	925442
	Arandelas pico inyector A 7 x 16 x 2 C	CU 4	922346
	Guarnición goma G 37 x 49 x 7.40	GS 1	922348
	Junta brida	SLS 1	925443
	Junta brida	SLS 1	925444
	Anillo doble raccord A 12 x 18 x 1 C	CU 1	
	Anillo doble raccord A 8 x 13 x 1 C	CU 5	
	Anillo doble raccord A 12 x 17 x 1 C	CU 1	
	Arandela A 18 x 24 x 1 C	CU 1	
	Arandela A 18 x 24 x 1 A	AL 1	
	Arandela A 12.5 x 21 x 1.5 A	AL 1	
	O´ring G 51 x 2.5	GS 1	
	O´ring G 23 x 2.5	GS 2	
	O´ring G 17 x 2	GS 4	
	O´ring G 10 x 2	GS 1	
	O´ring G 8 x 2	GS 1	
	Kit de retenes completo		R925400
	Jgo. retén válvulas (16)	P 1	R922310P
	Retén bancada 95 x 115 x 9.5/12	S 1	R922311S
	Retén distribución 50 x 68 x 9/14	S 1	R925412S
	Retén auxiliar 65 x 79 x 7	S 1	R922313S
	Retén árbol de levas 32 x 46 x 6	S 1	R922315S



925408



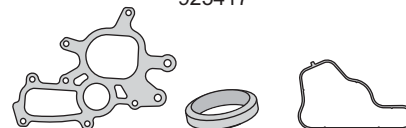
925410



925415



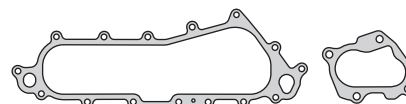
925417



925414

925418

925427



925429

925430



925431

925432

925434



922333

R922330P

925435



925437

925438

922338

922340



925441

925442

925443

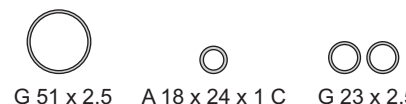
925444



922346

A 8 x 13 x 1 C

922348



G 51 x 2.5

A 18 x 24 x 1 C

G 23 x 2.5



A 12 x 18 x 1 C

A 12 x 17 x 1 C



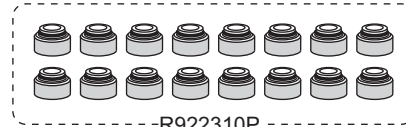
R922311S



R922313S

R925412S

R922315S



R922310P

TOYOTA



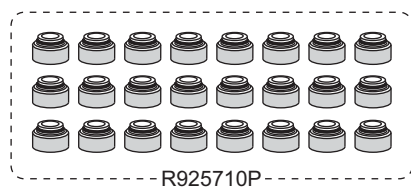

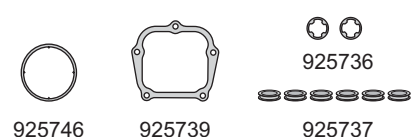
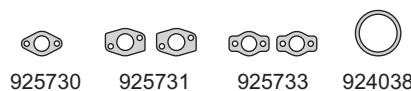
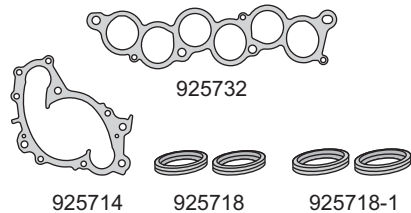
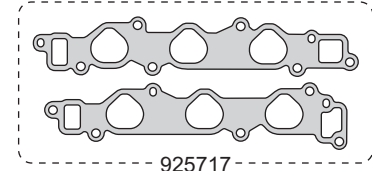
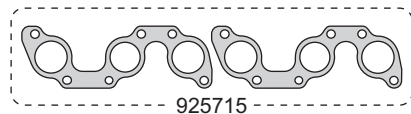
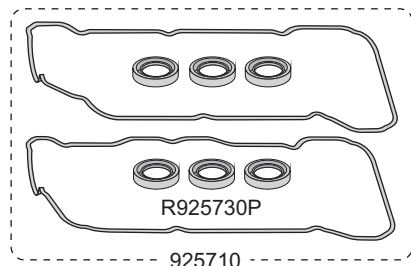
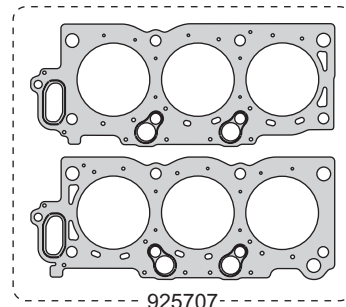
Motor / Engine **Cm³** **HP** **Ø**

1MZ-FE
(DOHC) V6 24V **2965** **190** **87.5**

Toyota: Hi-Lux 1994/..., Solara 1995/99
Camry 1996/97, Siena 1997/...



Nº OE	Descripción / Description	Mat.	Ref.
	Jgo. de juntas para motor		925700-R
	Jgo. junta tapa cilin. Ø 91.0 ± 1.70 (2)	NFT	1 925707
	Jgo. tornillos tapa cilindros		B925700
	Sellador líquido - caucho de silicona		TRN0085G
	Conj. junta tapa válvulas (8)	GS	2 925710
	Bomba de agua	AC/GS	1 925714
	Jgo. múltiple escape (2)	AC	1 925715
	Jgo. múltiple admisión (2)	AC/GS	1 925717
	Salida de escape	FCH	2 925718
	Salida de escape	FCH	2 925718-1
	Anillo cierre inyector	P	6 R925730P
	Junta	SLS	1 925730
	Junta	AC	2 925731
	Entre colectores admisión	MLS	1 925732
	Junta	AC	2 925733
	Arandela especial A 12/15.5 x 19 x 1 C	CU	2 925736
	Guarnición goma G 9.8 x 14.8 x 5.40	GS	6 925737
	Guarnición goma G 52 x 60 x 6	GS	1 924038
	Junta	SLS	1 925739
	Guarnición goma autoadhesiva	GS	4 925740
	Guarnición goma G 68 x 3.40	GS	1 925746
	O´ring G 31.34 x 3.53	GS	1
	O´ring G 20.30 x 2.62	GS	1
	O´ring G 9.5 x 2	GS	1
	O´ring G 8 x 2	GS	12
	Arandela A 12 x 16 x 1 A	AL	6
	Arandela A 12.5 x 21 x 1 A	AL	1
	Arandela A 20 x 24 x 1 C	CU	1
	Kit de retenes completo		R925700
	Jgo. retén válvulas (24)	P	1 R925710P
	Retén bancada 92 x 110 x 9	S	1 R925711S
	Retén distribución 40 x 55 x 6	S	1 R925712S
	Retén árbol de levas 38 x 50 x 10.5	S	2 R925713S



TOYOTA



Motor / Engine

Cm³

HP

Ø

13B
13B-T
(OHV) 8V

3431
3431

90
103/123

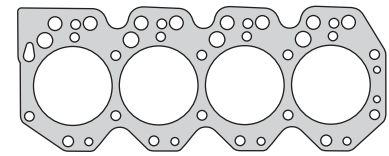
102
102

Toyota: Dyna D, Toyo-Ace D 1984/88
Toyo-Ace TD, Dyna TD, Land Cruiser TD
1984/89

DIESEL



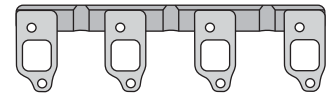
Nº OE	Descripción / Description	Mat.	Ref.
	Jgo. de juntas para motor		● 925900-R MLS
	Junta tapa cilindros Ø 107.0 ± 1.50	MLS 1	925908
	Sellador líquido - caucho de silicona		TRN0085G
	Junta tapa válvulas	GS 1	925910
	Junta distribución	NB 1	925912
	Placa distribución	NB 1	925913
	Bomba de agua	SLS 1	925914
	Múltiple escape	AC 1	925915
	Múltiple admisión	NFT 1	925917
	Salida de escape	FCH 1	925918
	Junta bomba de aceite	NB 1	925927
	Junta radiador aceite	NB 1	925929
	Junta turbo	SLS 1	925930
	Junta turbo	AC 1	925931
	Junta escape turbo	NB 1	925932
	Arandela con inserto tapa válvulas A 13 x 22.5 x 5	GS/AC 4	925933
	Junta porta retén bancada	NB 1	925934
	Junta turbo	AC 1	925935
	Guarnición goma G 59 x 76 x 5	GS 1	925938
	Junta	NB 2	925940
	Junta	NB 2	925941
	Junta	NB 1	925942
	Junta	NB 1	925943
	Junta	SLS 1	925944
	Arandela tapón cárter A 17.5 x 30 x 2	F 1	
	Arandela A 12.5 x 21 x 1 A	AL 1	
	Arandela A 20.5 x 26 x 1 C	CU 2	
	Arandela A 18.5 x 26 x 1 C	CU 1	
	Arandela A 10 x 16 x 1 C	CU 2	
	Arandela A 8 x 12 x 1 C	CU 8	
	Anillo A 17 x 24 x 6.40	GS 4	
	O´ring G 50.47 x 2.62	GS 2	
	O´ring G 20.22 x 3.53	GS 2	
	O´ring G 10.77 x 2.62	GS 4	
	Kit de retenes completo		R925900
	Jgo. retén válvulas (8)	P 1	R925910P
	Retén bancada 95 x 115 x 9.5/12	S 1	R922311S
	Retén distribución 50 x 72 x 9/14	S 1	R925912S



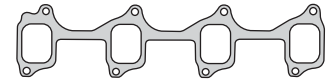
925908



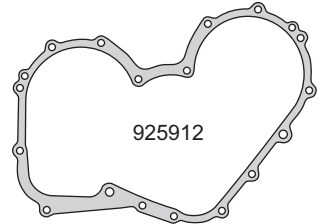
925910



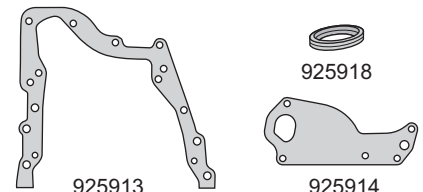
925915



925917



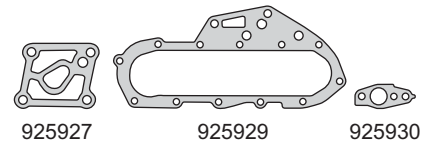
925912



925913

925918

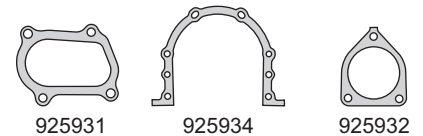
925914



925927

925929

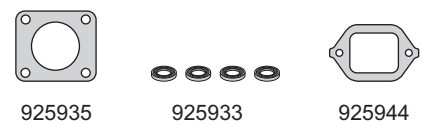
925930



925931

925934

925932



925935

925933

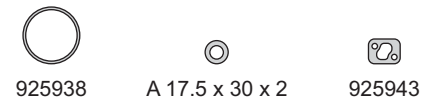
925944



925940

925942

925941



925938

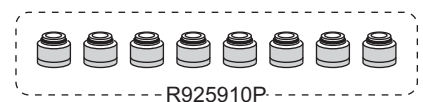
A 17.5 x 30 x 2

925943



R922311S

R925912S



R925910P

TOYOTA

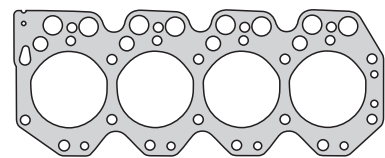


Motor / Engine **Cm³** **HP** **Ø**

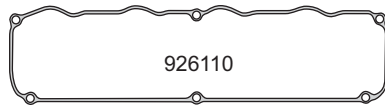
14B/BT
(OHV) 8V **3661** **97** **102**

Toyota: Dyna 200, Coaster 1988/...

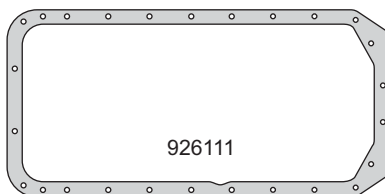
DIESEL



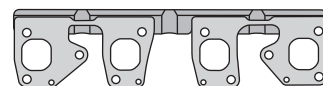
926108



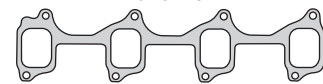
926110



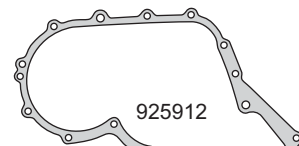
926111



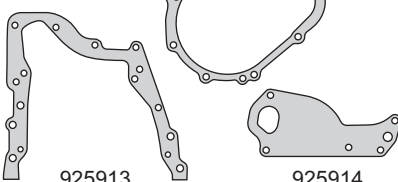
926115



925917



925912



925913

925914

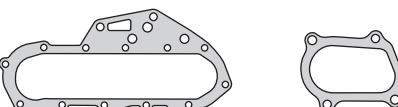


926118

926119

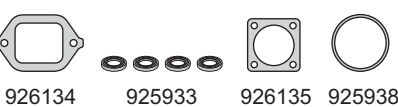
926127

926130



925929

925931



926134

925933

926135

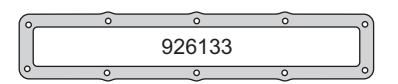
925938



926132

925934

925935



926133



925940

925941

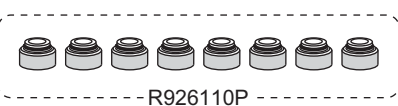
925943

925942



R922311P

R925912P



R926110P

Nº OE	Descripción / Description	Mat.	Ref.
	Jgo. de juntas para motor		926100-R MLS
	Junta tapa cilindros Ø 103.0 ± 1.50	MLS	926108-1M
	Junta tapa cilindros Ø 103.0 ± 1.60	MLS	926108-2M
	Junta tapa cilindros Ø 103.0 ± 1.70	MLS	926108-3M
	Junta tapa cilindros Ø 103.0 ± 1.50	MLS	1 926108
	Sellador líquido - caucho de silicona		TRN0085G
	Junta tapa válvulas	GS	1 926110
	Junta para cárter	CG	1 926111
	Junta distribución	NB	1 925912
	Placa distribución	NB	1 925913
	Bomba de agua	NB	1 925914
	Múltiple escape	AC	1 926115
	Múltiple admisión	NB	1 925917
	Salida de escape	FCH	1 926118
	Guarnición termostato	GS	2 926119
	Junta bomba de aceite	NB	1 926127
	Junta radiador aceite	NB	1 925929
	Junta turbo	SLS	1 926130
	Junta turbo	AC	1 925931
	Junta	AC	1 926132
	Arandela con inserto tapa válvulas A 13 x 22.5 x 5	AC/GS	4 925933
	Junta inspección	CG	1 926133
	Junta porta retén bancada	NB	1 925934
	Junta cuerpo de agua	NB	1 926134
	Junta turbo	AC	1 925935
	Junta	NB	1 926135
	Guarnición goma G 59 x 76 x 5	GS	1 925938
	Junta	NB	2 925940
	Junta	NB	2 925941
	Junta	NB	1 925942
	Junta	NB	1 925943
	Arandela especial A 7.5 x 14 x 1.15	H	4
	Arandela tapón cárter A 17.5 x 30 x 2	F	1
	Arandela A 12.5 x 20 x 1.5 C	CU	1
	Arandela A 16.5 x 22 x 1.5 C	CU	1
	Arandela A 18.5 x 26 x 1.5 C	CU	1
	Arandela A 20.5 x 26 x 1.5 C	CU	2
	Arandela A 18.5 x 24 x 1.5 C	CU	1
	Arandela A 10 x 16 x 1 C	CU	8
	Arandela A 8.5 x 14 x 1.5 C	CU	8
	Anillo G 17 x 24 x 6.40	GS	4
	O´ring G 50.47 x 2.62	GS	2
	O´ring G 20.22 x 3.53	GS	2
	O´ring G 10.77 x 2.62	GS	1
	Kit de retenes completo		R926100
	Jgo. retén válvulas (8)	P	1 R926110P
	Retén bancada 95 x 115 x 9.5/12	P	1 R922311P
	Retén distribución 50 x 72 x 9/14	P	1 R925912P

TOYOTA



Motor / Engine **Cm³** **HP** **Ø**

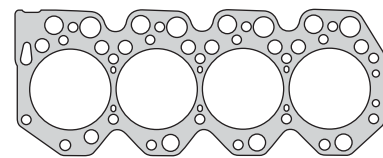
15B-FT
(OHV) 16V **4104** **145** **108**

Toyota: Coaster TD, Dyna 200 TD
1999/...

DIESEL



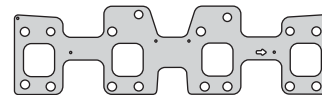
Nº OE	Descripción / Description	Mat.	Ref.
	Jgo. de juntas para motor		● 926200-R MLS
	Junta tapa cilindros Ø 110.0 ±1.20 N.R.	MLS	926208-1M
	Junta tapa cilindros Ø 110.0 ±1.30 N.R.	MLS	926208-2M
	Junta tapa cilindros Ø 110.0 ±1.40 N.R.	MLS	926208-3M
	Junta tapa cilindros Ø 110.0 ±1.20 N.R.	MLS	1 926208
	Sellador líquido - caucho de silicona		TRN0085G
	Junta tapa válvulas	GS 1	926210
	Junta distribución	NB 1	926112
	Placa distribución	NB 1	925913
	Bomba de agua	SLS 1	926214
	Múltiple escape	AC 1	926215
	Múltiple admisión	FCH 1	926217
	Salida de escape	FCH 1	926218
	Junta bomba de aceite	SLS 1	926127
	Junta bomba de combustible	NB 2	926228
	Radiador aceite	NB 1	925929
	Junta capuchón bujías	P 4	R926230P
	Junta turbo	SLS 1	925930
	Junta turbo	FCH 1	926231
	Junta	SLS 2	926232
	Junta porta retén bancada	NB 1	925934
	Guarnición goma G 23 x 33.5 x 3	GS 1	926237
	Guarnición goma G 59 x 76 x 5	GS 1	925938
	Junta	NB 2	925940
	Junta	NFT 2	926241
	Junta	NB 1	925942
	Escape turbo	AC 1	926242
	Junta	NFT 1	926243
	Junta	SLS 1	925944
	Junta	SLS 3	926245
	Anillo doble raccord A 6 x 10.5 x 1 C	CU 4	
	Arandela cónica A 7.5 x 17 x 3.5	CU 4	
	Arandela A 12.5 x 21 x 1 A	AL 3	
	Arandela A 7 x 14 x 1.60 C	CU 3	
	Arandela A 10.5 x 15 x 1 C	CU 3	
	Arandela A 12.5 x 21 x 1 C	CU 1	
	Arandela A 18.5 x 26 x 1 C	CU 1	
	Arandela A 20.50 x 26 x 1 C	CU 2	
	O´ring G 15.54 x 2.62	GS 4	
	O´ring G 50.47 x 2.62	GS 1	
	O´ring G 85 x 2.10	GS 1	
	Kit de retenes completo		R926200
	Jgo. retén válvulas (16)	P 1	R926210P
	Retén bancada 95 x 115 x 9.5/12	S 1	R922311S
	Retén distribución 50 x 72 x 12	S 1	R926212S



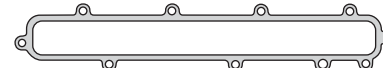
926208



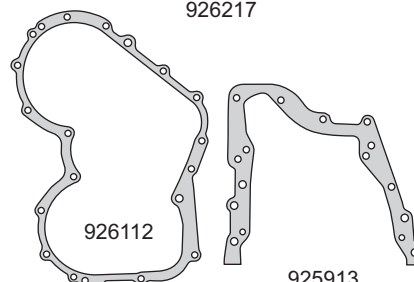
926210



926215



926217



926214

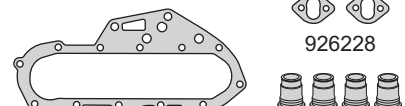
925913



926214

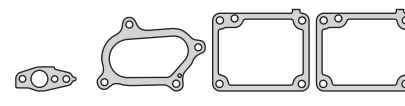
926218

926127



925929

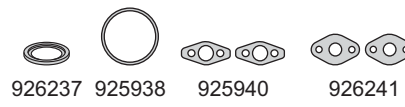
R926230P



925930

926231

926232



926237

925938

925940

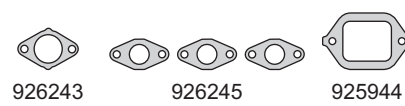
926241



925942

925934

926242



926243

926245

925944

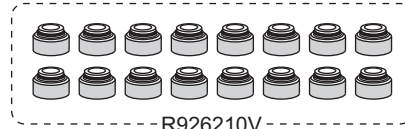
A 6 x 10.5 x 1 C



R922311P



R926212S



-R926210V-

TOYOTA



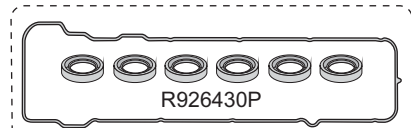
Motor / Engine **Cm³** **HP** **Ø**

1FZ-FE
(DOHC) 24V **4447** **202** **100**

Toyota: Land Cruiser 1993/98



926407



926410



926415



926417



926414

925718

926428



926430

926431

926441

926442



G 43 x 2

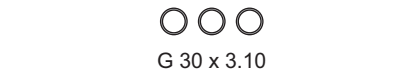
A 12.5 x 21 x 16

G 10 x 2



G 75 x 3.10

G 21.89 x 2.62



G 30 x 3.10



R926411S

R926412S



R926410P

Nº OE	Descripción / Description	Mat.	Ref.
	Jgo. de juntas para motor		926400-R
	Jgo. junta tapa cilin. Ø 101.5 ± 1.70 N.R.	NFT	1 926407
	Jgo. tornillos tapa cilindros		B926400
	Sellador líquido - caucho de silicona		TRN0085G
	Conj. junta tapa válvulas (7)	GS	1 926410
	Bomba de agua	SLS	1 926414
	Jgo. múltiple escape (2)	AC	1 926415
	Múltiple admisión	SLS	1 926417
	Salida de escape	FCH	2 925718
	Junta bomba nafta	NB	2 926428
	Anillo cierre inyector	P	6 R926430P
	Junta entrada salida turbo	SLS	1 926441
	Junta escape turbo	SLS	1 926442
	Junta	SLS	1 926430
	Guarnición goma	GS	1 926431
	Arandela tapón cárter A 12.5 x 21 x 1.6	F	1
	O´ring G 10 x 2	GS	1
	O´ring G 21.89 x 2.62	GS	1
	O´ring G 30 x 3.10	GS	3
	O´ring G 43 x 2	GS	1
	O´ring G 75 x 3.10	GS	1
	Kit de retenes completo		R926400
	Jgo. retén válvulas (24)	P	1 R926410P
	Retén bancada 99 x 119 x 10	S	1 R926411S
	Retén distribución 52 x 70 x 8.5/14	S	1 R926412S

TOYOTA



Motor / Engine Cm³ HP Ø

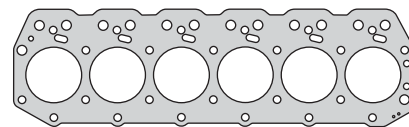
11Z 4430 96

Toyota: Tractor 1988/...


DIESEL



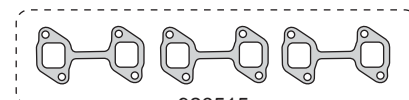
Nº OE	Descripción / Description	Mat.	Ref.
	Jgo. de juntas para motor	●	926500-R
	Junta tapa cilindros Ø 97.5 \pm 1.70	NFT 1	926507
	Sellador líquido - caucho de silicona	TRN	TRN0085G
	Junta tapa válvulas	GS 1	926510
	Junta distribución	NB 1	926512
	Placa distribución	NB 1	925313
	Bomba de agua	SLS 1	925314
	Jgo. múltiple escape (3)	FCH 1	926515
	Múltiple admisión	SLS 1	926517
	Salida de escape	FCH 1	925918
	Soporte bomba de agua	SLS 1	925319
	Junta bomba de aceite	SLS 1	925327
	Junta	SLS 2	925330
	Arandela con inserto tapa de válvulas	AC/GS 6	926533
	Porta retén bancada trasera	NB 1	925334
	Guarnición goma G 37 x 49 x 7.40	GS 1	926548
	Arandela tapón cárter A 25 x 36 x 1.90	F 1	
	Arandela A 7 x 17 x 2.60	CU 6	
	Anillo G 17 x 25 x 14	GS 6	
	Anillo G 17 x 24.5 x 9	GS 1	
	O´ring G 34 x 3	GS 1	
	O´ring G 80 x 3	GS 1	
	O´ring G 135 x 3	GS 1	
	Kit de retenes completo		R926500
	Jgo. retén válvulas (12)	P 1	R926510P
	Retén bancada 95 x 115 x 8.5	S 1	R925311S
	Retén distribución 55 x 77 x 8.5	S 1	R925312S



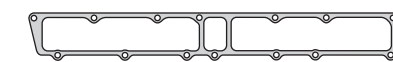
926507



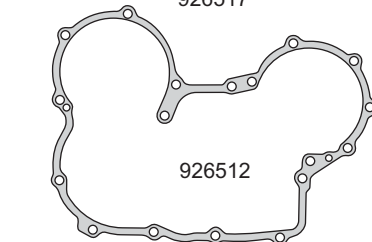
926510



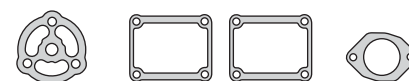
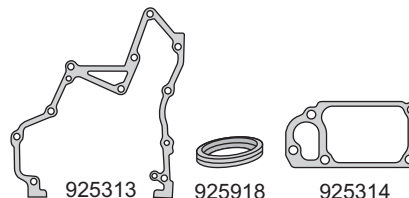
926515




926517



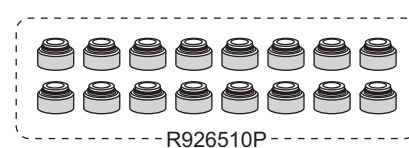
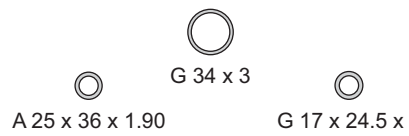
926512



925327 925330 925319



925334 926548 G 80 x 3



TOYOTA

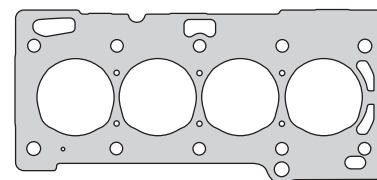


Motor/Engine	Cm³	HP	Ø
3NR-FE	1197	80	72.5
2NR-FE (DOHC)16V	1496	90	72.5

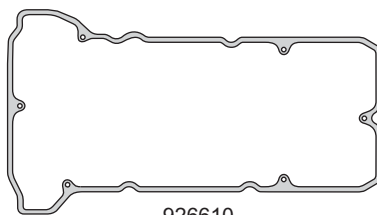
Toyota: Etios Cross, Avanza
Etios 2010/..., Etios Liva 2012/...
Yaris 2018/...



Nº OE	Descripción/Description	Mat.		Ref.
04111-47111	Jgo. de juntas para motor			● 926600-R MLS
	Jgo. de juntas superior (MLS)		●	926695 MLS
11115-47060	Jta. tapa cilindros Ø 75.0 ± 1.20	NFT		926607
90910-02174	Jta. tapa cilindros Ø 74.0 ± 0.50	MLS	1 1	926608
	Jgo. tornillos tapa cilin. (HAN12055/12100)			B926600
11213-47030	Sellador líquido - caucho de silicona			TRN0085G
16271-47050-99	Junta tapa válvulas	GS	1 1	926610
17173-0Y010	Bomba de agua	GS	1 1	926614
17177-47030	Múltiple escape	AC	1 1	926615
17451-0M020	Múltiple admisión	GS	1 1	926617
90430-35001	Salida escape	GFT		926618
22271-47030	Guarnición goma	GS	1 1	926630
13552-47020	Junta	GS	1 1	926632
90480-18006	Junta inspección cadena distribución	SLS		926633
96723-19018	Junta acople venteo	GS	1 1	926634
90301-27014	Guarnición goma	GS		926637
90253-11021	Guarnición goma	GS		926638
90301-14023	Guarnición goma	GS		926639
90301-07033	Guarnición goma	GS		926640
	O´ring G 7.52 x 3.53	GS	4 4	
	O´ring G 17.17 x 1.78	GS		1
90430-12031	O´ring G 30 x 4	GS		1
	Arandela A 12 x 20 x 1.50 C	CU		1
	Kit de retenes completo			R926600
90311-78004	Jgo. retén válvulas (16)	V		1 R926610V
90311-36007	Retén bancada 78 x 105.5 x 7.5	V		1 R926611V
	Retén distribución 36 x 48 x 6	V		1 R926612V



926608



926610



926617



926614



926615



926618



926630



926632



926633



926634



926637



926638



926639



926640




G 30 x 4



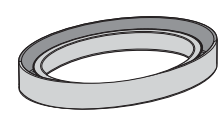
A 12 x 20 x 1.5 C



G 17.17 x 1.78



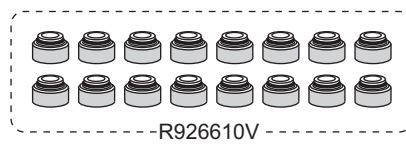
G 7.52 x 3.53



R926611V



R926612V



-R926610V-

TOYOTA



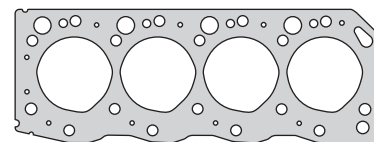
Motor / Engine	Cm ³	HP	Ø
2L	2446	83	92
2LT (SOHC) 8V	2446	90	92

Toyota: Hi-Lux, Hi-Ace III/IV 1988/01
Chasser, Cresta, Mark II 1989/...
Crown 1989/96, Land Cruiser 1990/95

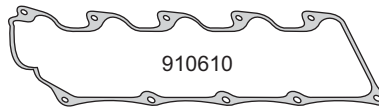


DIESEL

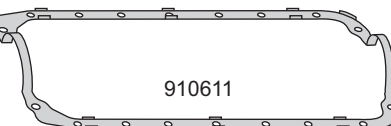
Nº OE	Descripción / Description	Mat.	Ref.
	Jgo. de juntas para motor		● 926700-R MLS
11115-54084-B0	Junta tapa de cilindros Ø 93.5 x 1.45	MLS	926708-1M
11115-54084-D0	Junta tapa de cilindros Ø 93.5 x 1.55	MLS	926708-2M
11115-54084-F0	Junta tapa de cilindros Ø 93.5 x 1.65	MLS	1 926708-3M
90910-02080/81	Jgo. tornillos tapa cilindros		B920100
11213-54050	Junta tapa válvulas	GS	1 910610
12101-54193	Junta para cárter	GS	1 910611
11328-54021	Tapa distribución	GS	1 910612
11312-54021	Placa distribución	NFT	1 910613
16271-54020	Bomba de agua	NB	1 910614
	Múltiple escape	AC	1 910615
	Múltiple admisión	SLS	1 910617
	Salida escape	FCH	2 910618
	Tapa termostato	SLS	1 910619
	Base filtro aceite	SLS	1 920128
	Placa filtro aceite	NB	1 910629
	Base termostato	NB	1 910630
11384-54030	Porta retén árbol de levas	SLS	1 910631
	Retorno agua	NB	1 910632
11383-54030	Porta retén bancada trasero	SLS	1 910633
	Arandela tapón 18 x 28 x 1.5	NFT	1 910634
11329-54021	Guarnición	GS	1 910639
	Guarnición	GS	1 910640
	Entrada y salida turbo	AC	2 910641
	Escape	AC	1 910642
	Guarnición goma G 43 x 50 x 6	GS	1 910643
	O'ring G 9 x 2.5	GS	1
	Arandelas A 8 x 12 x 1 C	CU	4
	Arandelas A 12.8 x 20.6 x 1 C	CU	1
	Kit de retenes completo		R910600
	Jgo. retén válvulas (8)	P	1 R910610P
	Retén bancada 85 x 105 x 10	S	1 R910611S
	Retén distribución 42 x 60 x 7	S	1 R910612S
	Retén árbol de levas 32 x 46 x 6	S	1 R910613S



926708



910610



910611



910612



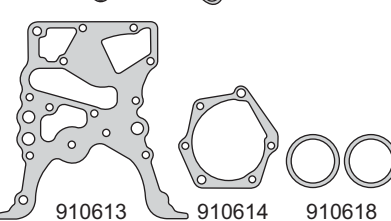
910614



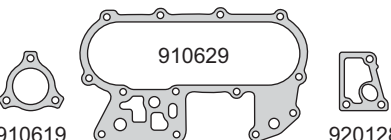
910615



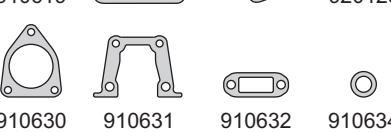
910617



910618




910619



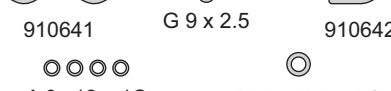
920128



910633



910639




910640



910642



A 8 x 12 x 1 C



A 12.8 x 20.6 x 1 C



R910610P

TOYOTA




Motor/Engine	Cm³	HP	Ø
2GD-FTV	2393	160	92
1GD-FTV (DOHC) 16V	2755	177	92

Toyota: Hi-Lux, Innova, Hi Ace 2015/...

DIESEL



Nº OE	Descripción/Description	Mat.	Ref.
	Jgo. de juntas para motor		926801-R
	Junta tapa de cilindros Ø 93.0 \pm 1.20	NFT	926807-1M
	Junta tapa de cilindros Ø 93.0 \pm 1.30	NFT	926807-2M
	Junta tapa de cilindros Ø 93.0 \pm 1.40	NFT	926807-3M
	Junta tapa de cilindros Ø 93.0 \pm 1.15	MLS	926808-1M
11115-0E010-A0	Junta tapa de cilindros Ø 93.0 \pm 1.20	MLS	926808-2M
11115-0E010-B0	Junta tapa de cilindros Ø 93.0 \pm 1.25	MLS	926808-3M
11115-0E010-C0	Junta tapa de cilindros Ø 93.0 \pm 1.30	MLS	926808-4M
11115-0E010-D0	Junta tapa de cilindros Ø 93.0 \pm 1.35	MLS	926808-5M
11115-0E010-E0	Sellador líquido - caucho de silicona		TRN0085G
	Junta tapa válvulas	GS 1	926810
11213-0E010-99	Bomba de agua	SLS 1	926814
16271-0E010-99	Múltiple de escape	AC 1	926815
17173-0E010-99	Múltiple de admisión	SLS 1	926817
17177-0E010-99	Colector de escape (1GD-FTV)	AC 1	926818
17198-0E010-99	Junta válvula EGR	SLS 1	926831
25627-0E010-99	Junta acelerador diesel	SLS 1	926832
26171-0E010-99	Junta tensor de cadena	SLS 1	926833
13552-0E010-99	Junta cadena de distribución	SLS 1	926834
11329-0E010-99	Guarnición goma G 56 x 64 x 5.3	GS 1	926835
	Junta tubo EGR	SLS 1	926836
25639-0E010-99	Salida de agua	SLS 1	926837
16341-0E010-99	Tubo salida de agua	SLS 1	926838
16345-0E010-99	Tubería entrada de agua	SLS 1	926839
16328-0E010-99	Salida de aceite a turbo	SLS 1	926840
15472-0E010-99	Arandela doble raccord	AC 4	926841
90430-T0018-99	Arandela doble raccord (1GD-FTV)	AC 1	926841-1
90430-T0017-99	Arandela doble raccord	AC 4	926842
	Junta tubo EGR	AC 1	926843
25634-0E010-99	Junta válvula EGR	SLS 1	926844
25633-0E010-99	Junta enfriador EGR	SLS 1	926845
25685-0E010-99	Junta	SLS 1	926849
16258-0E010-99	Junta entrada EGR	SLS 1	926846
25628-0E010-99	Brida de aceite	SLS 1	926848
15149-0E010-99	Junta tubo EGR	AC 1	926847
25629-0E010-99	Soporte de boquilla	GS 4	926856
23682-0E010-99	Sello carcasa volante	F 1	926857
11354-0L020-99	Guarnición goma	GS 1	926858
	Rodamiento de árbol de levas	GS 2	926859
11159-0E010-99	Cubierta tapa de cilindros	GS 1	926861
11214-0E010-99	Guarnición goma	GS 1	926862
	Arandela A 12.3 x 21.2 x 1.7 A	AC/F 1	
	Arandela A 23 x 31 x 1 C	CU 1	
11328-38030	Arandela espiralada A 8.3 x 13.5 x 1.20 A (1GD-FTV)	AL 1	
90430-T0019-99	O´ring G 27.5 x 3.53	GS 2	
	O´ring G 22 x 2.40	GS 2	
	O´ring G 26 x 2.38	GS 1	
	O´ring G 29 x 2.4 (1GD-FTV)	GS 2	
	O´ring G 47.5 x 2.38	GS 1	
	O´ring G 17 x 1.90	GS 1	
	O´ring G 10 x 2.40	GS 1	
	Kit de retenes completo		R926800
	Jgo. retén de válvulas (16)	P 1	R926810P
	Retén de bancada 93.5 x 115.2 x 10.8	P 1	R926811P
	Retén de distribución 48.5 x 68.2 x 9	P 1	R926812P



TOYOTA

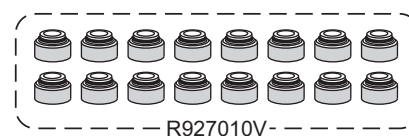
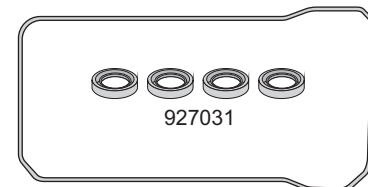
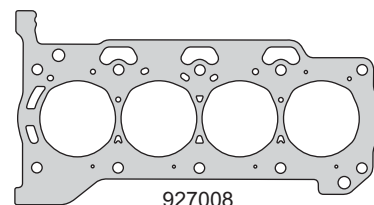


Motor/Engine	Cm³	HP	Ø
2ZR-FE (DOHC) 16V	1798	132	80.5

Toyota: Corolla 2015/...



Nº OE	Descripción/Description	Mat.	Ref.
	Jgo. de juntas para motor		● 927000-R MLS
	Junta tapa de cilindros Ø 83.0 \pm 1.20	NFT	927007
	Junta tapa de cilindros Ø 81.5 \pm 0.80	MLS	1 927008
	Jgo. tornillos tapa cilindros		B927000
	Sellador líquido - caucho de silicona		TRN0085G
	Junta tapa válvulas	GS	1 927010
	Bomba de agua	GS	1 927014
	Múltiple de escape	AC	1 927015
	Múltiple de admisión	GS	1 927017
	Salida de escape	FCH	1 927018
	Junta termostato	GS	1 927019
	Guarnición goma	GS	1 927030
	Guarnición anillo cierre inyección	GS	1 927031
	Junta mariposa aceleración	AC/GS	1 927032
	Junta inspección cadena distribución	NFT	1 927033
	Arandela especial	AC/GS	1 927035
	Junta acople bomba de agua	AC	1 927036
	Guarnición tapa cojinete árbol de levas	GS	2 927039
	Anillo G 10 x 14 x 3.2	GS	1
	Anillo G 9 x 16 x 5.5	GS	4
	O´ring G 8 x 2.1	GS	4
	O´ring G 14 x 2.53	GS	2
	O´ring G 10 x 2	GS	1
	O´ring G 20 x 2.53	GS	3
	Arandela A 11.8 x 21.5 x 1.96 A	AL	1
	Arandela especial A 7 x 14.3 x 1.2/1.8	AC/GS	1
	Kit de retenes completo		R927000
	Jgo. retén de válvulas (16)	V	1 R927010V
	Retén de bancada 78 x 110 x 8.5	V	1 R927011V
	Retén de distribución 38 x 50 x 6	V	1 R920413V



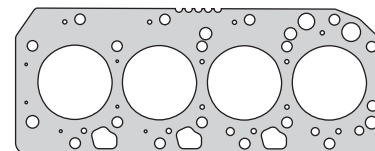
TOYOTA



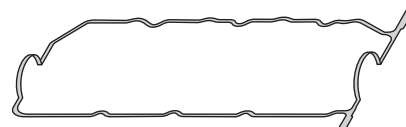
Motor / Engine	Cm ³	HP	Ø
1CD-FTV (DOHC) 16V	1995	115	82.2

Toyota: Tarago TD, Previa TD, Rav4 TD 2001/04
Avensis Verso TD 2001/05, Picnic TD
Avensis TD 2003/...

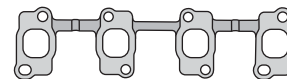
DIESEL



930708



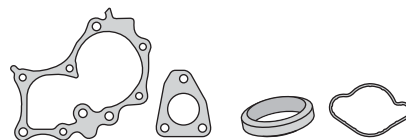
930710



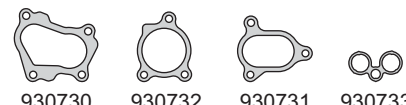
930715



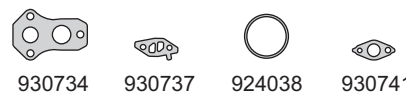
930717




930714 930718 930718-1 930727



930730 930732 930731 930733



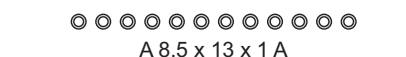
930734 930737 924038 930741



930740



930742 925746 930743



A 8.5 x 13 x 1 A



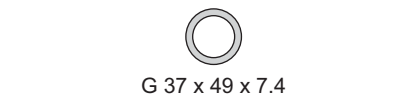
A 15 x 20 x 1 C A 12.5 x 21 x 1.5 A



A 7.5 x 16.9 x 3/3.5 C




A 20 x 26 x 1 A A 10.5 x 17 x 1 A



G 37 x 49 x 7.4



R930711S



R930712S R920413S



- R930710V -

Nº OE	Descripción / Description	Mat.	Ref.
	Jgo. de juntas para motor		● 930700-R-MLS
	Junta tapa cilindros Ø 83.5 \pm 1.00	MLS	930708-1M
	Junta tapa cilindros Ø 83.5 \pm 1.05	MLS	930708-2M
	Junta tapa cilindros Ø 83.5 \pm 1.10	MLS	930708-3M
	Junta tapa cilindros Ø 83.5 \pm 1.15	MLS	930708-4M
	Junta tapa cilindros Ø 83.5 \pm 1.20	MLS	930708-5M
	Junta tapa cilindros Ø 83.5 \pm 1.00	MLS	1 930708
	Jgo. tornillos tapa cilindros (HAD14038)		B930700
	Sellador líquido - caucho de silicona		TRN0085G
	Junta tapa válvulas	GS	1 930710
	Bomba de agua	NB	1 930714
	Múltiple escape	AC	1 930715
	Múltiple admisión	SLS	1 930717
	Salida de escape	FCH	1 930718
	Salida de escape	GFT	1 930718-1
	Base bomba aceite	GS	1 930727
	Junta acople admisión	AC	1 930730
	Junta entrada admisión	SLS	1 930731
	Junta mariposa aceleración	SLS	1 930732
	Guarnición filtro aceite	GS	1 930733
	Junta EGR	AC	1 930734
	Junta recirculador aceite a turbo	SLS	1 930737
	Guarnición goma G 52 x 60 x 6	GS	1 924038
	Guarnición goma adhesiva	GS	1 930740
	Junta brida	NFT	1 930741
	Junta brida	NFT	1 930742
	Junta brida	SLS	1 930743
	Guarnición goma G 68 x 3.4	GS	1 925746
	Anillo G 37 x 49 x 7.4	GS	1
	Arandela cónica A 7.5 x 17 x 3.5 C	CU	4
	Arandela A 12.5 x 21 x 1.5 A	AL	1
	Arandela A 15 x 20 x 1 C	CU	1
	Arandela A 10.5 x 17 x 1 A	AL	4
	Arandela A 20 x 26 x 1 A	AL	2
	Arandela A 8.5 x 13 x 1 A	AL	12
	O´ring G 24 x 3	GS	1
	O´ring G 17 x 2	GS	4
	O´ring G 24 x 2	GS	2
	O´ring G 10 x 2	GS	1
	Kit de retenes completo		R930700
	Jgo. retén válvulas (16)	P	1 R930710P
	Retén bancada 90 x 110 x 9/12	S	1 R930711S
	Retén distribución 45 x 63 x 7.5	S	1 R930712S
	Retén árbol de levas 38 x 50 x 6	S	1 R920413S

TOYOTA

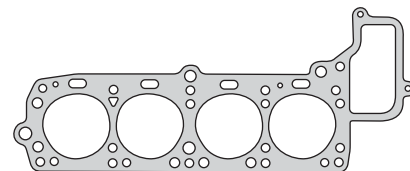


Motor / Engine	Cm ³	HP	Ø
7R	1591	85	86
6R	1707	85	86
16R	1808	95	88.5
8R	1858	105	86
18R (OHC) 8 V	1968	100/110	88.5

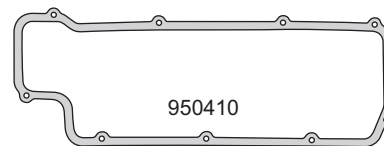
Toyota: Corona, Mark II 1968/70, 1973/...
 Celica, Hi-Lux Pick Up 1970/...
 Corona, Cressida, Hi-Lux, Carina 1972/...
 Celica, Mark II, Hi-Ace 1976/...



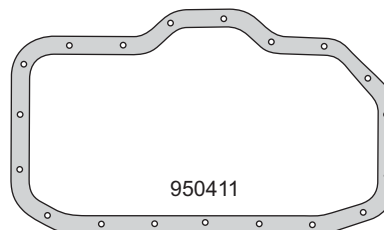
Nº OE	Descripción / Description	Mat.	Ref.
	Jgo. de juntas para motor		950400-R
11115-36020	Junta tapa cilindros Ø 90.5 \pm 1.40	NFT	1 950407
	Junta tapa válvulas superior	CG	1 950410
	Junta para cárter	CG	1 950411
11328-33016	Tapa distribución	NB	1 950412
11312-33014	Placa distribución	NB	1 950413
	Acople bomba agua	NB	1 950414
	Múltiple admisión y escape	NFT	1 950416
17171-34021	Entre múltiple admisión	NFT	1 950417
	Salida escape	NFT	1 950418
	Bomba agua a block	NB	1 950419
15193-33011	Bomba aceite	NB	1 950427
	Base bomba nafta	NB	2 950428
15691-33010	Base filtro aceite	CB	1 950430
	Inspección cadena	CG	1 950431
	Chupador aceite	CG	1 950432
11383-25010	Porta retén bancada trasera	NB	1 950433
	Arandela tapón cárter A 26 x 36 x 2	NH	1 950434
90430-18244	Arandela	NB	1 950435
	Kit de retenes completo		R950400
	Jgo. retén válvulas (8)	P	1 R950410P
	Retén bancada 80 x 100 x 13	P	1 R550811P
	Retén distribución 45 x 68 x 10/16	N	1 R500112N



950407



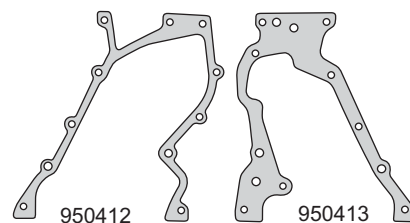
950410



950411



950416



950412

950413



950414



950417



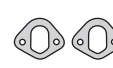
950418



950419



950427



950428



950430



950431



950432



950434



950433



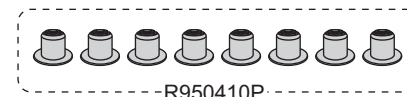
950435



R500112N



R550811P



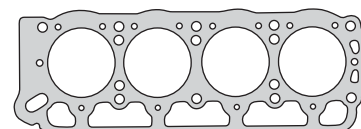
R950410P

TOYOTA

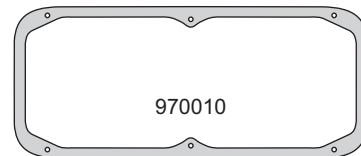


Motor / Engine	Cm ³	HP	Ø
2T/2TJ/12TU	1588	74	85
3TEU/13T/13TU (OHV) 8V	1770	95	85

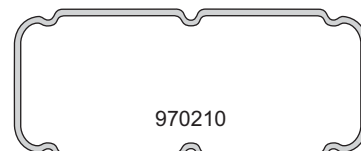
Daihatsu: Charmant, Delta Wide 1978/80
Toyota: Corona Mark II 1969/74, Celica Hi-Lux Pick Up 1970/...
 Corona, Cressida, Hi-Lux 1972/...
 Celica, Mark II, Hi-Ace 1976/...
 Cresta 1980/86



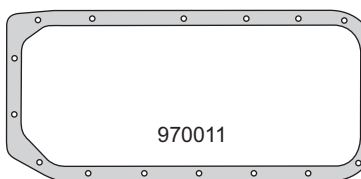
970005



970010



970210



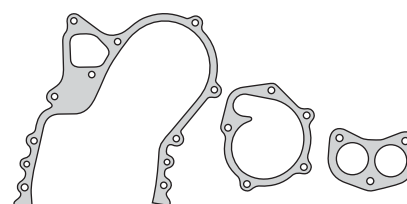
970011



970016



970017



970012

970014

950418



970418



970027



970019



950428



970030



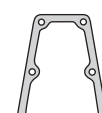
970032



970031



970033



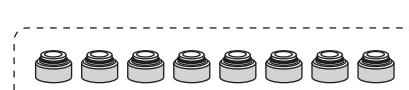
970034



R970011P



R970012N



R970010P

Nº OE	Descripción / Description	Mat.	Ref.
	Jgo. de juntas para motor		970000-R
	Junta tapa cilindros Ø 88.0 ±1.40	NFT 1	970005
	Junta tapa válvulas	GS 1	970010
	Junta tapa válvulas 1980/84	GS 1	970210
	Junta para cárter	CG 1	970011
	Tapa distribución	NB 1	970012
	Tapa bomba agua	NB 1	970014
	Múltiple escape	NFT 1	970016
	Múltiple admisión	NB 1	970017
	Salida escape	NFT 1	950418
	Salida escape	NFT 1	970418
	Base termostato	NB 1	970019
	Jgo. juntas carburador - Stromberg	VS	970020
	Bomba aceite	NB 1	970027
	Base bomba nafta	NB 2	950428
	Base filtro aceite	CB 1	970030
	Acople admisión	NH 1	970031
	Chupador aceite	NB 2	970032
	Porta retén bancada trasera	NB 1	970033
	Tapa admisión	NB 1	970034
	Tapa válvulas 1980/82	GS 1	970036
	Kit de retenes completo		R970000
	Jgo. retén válvulas (8)	P 1	R970010P
	Retén bancada 75 x 100 x 13	P 1	R970011P
	Retén distribución 38.5 x 58 x 11	N 1	R970012N